

INFOLINE

Central Depository Systems (Pvt) Ltd.

Sri Lanka

April 2015

**Operational Highlights of
Central Depository Systems (Pvt) Ltd.
of Sri Lanka (CDS)**

(A fully owned subsidiary of Colombo Stock Exchange)

Tel: 2356456 Fax: 2440396

E-mail: [cgs@cse.lk](mailto:cds@cse.lk)

Website: www.cds.lk

Operational Highlights

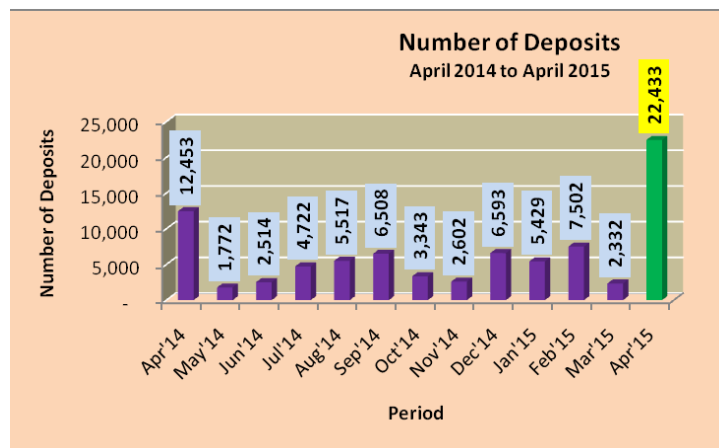
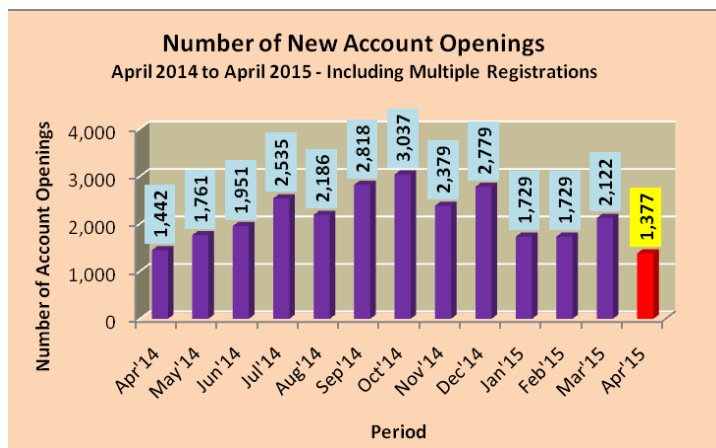
Major Operations	Apr-15	Mar-15	Feb-15	Jan-15	Dec-14	Nov-14	Apr-14
New Accounts (No.)	1,377	2,122	1,729	1,729	2,779	2,379	1,442
Deposits (No.)	*22,433	2,332	7,502	5,429	6,593	2,602	12,453
Withdrawals (No.)	1	3	1	1	6	4	1
Transfers (No.)	2,185	2,204	2,056	1,725	2,215	3,484	2,248
Trades (No.) - Equity	108,322	100,581	132,291	147,116	103,392	101,443	102,601
Trades (No.)-Closed End Funds	26	58	77	60	58	170	102
Market Days (No.)	19	21	17	18	22	21	19
Listed Companies (No.)	297	296	295	295	294	293	293
Participants (No.)	50	50	50	50	50	49	46

❖ Deposits in April 2015 include 20,786 direct deposits made due to Subdivisions, Right Issues, Initial public Offers and Capitalization of Reserves.

Comparative analysis on monthly basis

	Apr-15	Mar-15	Feb-15	Jan-15	Dec-14
New Accounts (No.)	-35.11	22.73	0	-37.78	16.81
Deposits (No.)	861.96	-68.91	38.18	-17.66	153.38
Trades (No.) - Equity	7.7	-23.97	-10.08	42.29	1.92

	2015	2014
CUMALATIVE		
JAN-APR		
New Accounts (No.)	6,957	8,210
Deposits (No.)	37,696	22,929
Withdrawals (No.)	6	2
Transfers (No.)	8,170	7,010
Trades (No.) - Equity	488,310	449,816
Trades (No.)-Closed End Funds	221	321



eServices Enrollment	As at 31 st March 2015	Apr-15	As at 30 th April 2015
SMS	3,039	258	3297
eStatement	3,145	264	3409

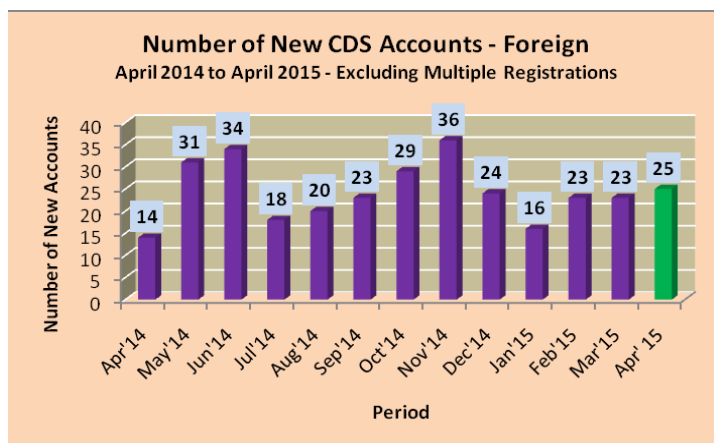
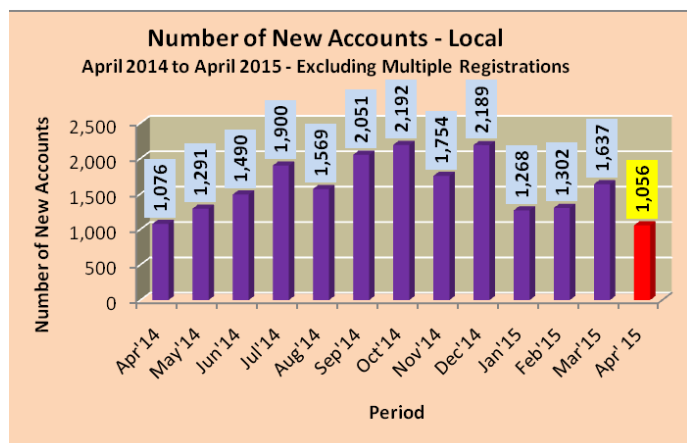
Number of CDS Accounts by Investor Category

De-Mat Accounts in CDS

	Apr-15	Mar-15	Feb-15	Jan-15	Dec-14	Nov-14	Apr-14
Local Individuals (No.)	565,966	564,943	563,336	562,052	560,828	558,698	546,796
Foreign Individuals (No.)	4,424	4,420	4,410	4,401	4,396	4,381	4,325
Local Companies (No.)	8,744	8,711	8,681	8,663	8,619	8,560	8,215
Foreign Companies (No.)	4,764	4,743	4,730	4,716	4,705	4,696	4,561
Total(Excluding Multiple Registrations)	583,898	582,817	581,157	579,832	578,548	576,335	563,897
Total De-Mat Accounts Including Multiple Registrations	764,924	762,802	761,073	759,344	756,564	752,544	736,814

De-Mat Account Categories as a Percentage against Total Registrations Excluding Multiple Registrations (%)

	Apr-15 %	Mar-15 %	Feb-15 %	Jan-15 %	Dec-14 %	Nov-14 %	Apr-14 %
Local Individuals (No.)	96.93	96.93	96.93	96.93	96.94	96.94	96.97
Foreign Individuals (No.)	0.76	0.76	0.76	0.76	0.76	0.76	0.77
Local Companies (No.)	1.50	1.49	1.49	1.49	1.49	1.49	1.46
Foreign Companies (No.)	0.82	0.81	0.81	0.81	0.81	0.81	0.81
Total(Excluding Multiple Registrations)	100.00	100.00	100.00	100.00	100.00	100.00	100.00



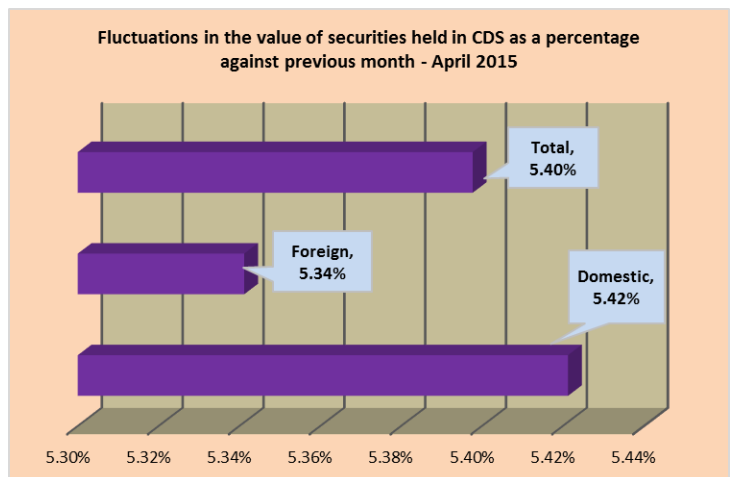
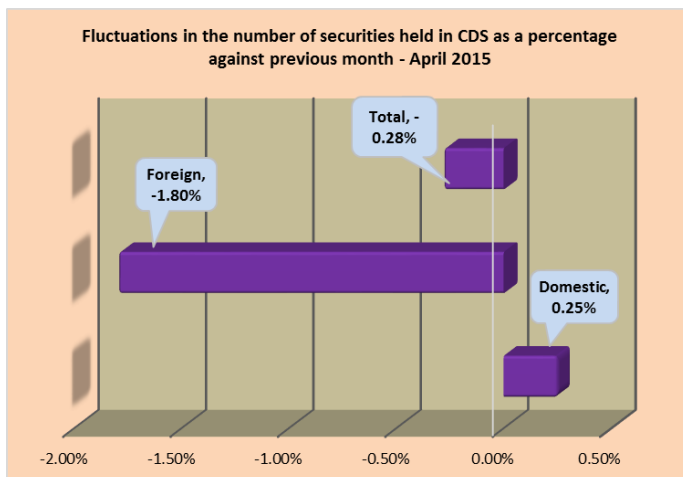
Value & Quantity of the Securities held in the CDS

Securities Held in Custody (Nos.)	Apr-15	Mar-15	Feb-15	Jan-15	Apr-14
Domestic	58,564,625,885	58,417,879,216	58,389,956,915	58,291,832,582	54,156,532,484
Foreign	20,207,838,958	20,577,622,187	20,562,841,790	20,374,324,558	17,937,105,420
Total	78,772,464,843	78,995,501,403	78,952,798,705	78,666,157,140	72,093,637,904

Comparative Analysis on Fluctuations(Change)	Apr-15	Mar-15	Feb-15
Domestic	0.25%	0.05%	0.17%
Foreign	-1.80%	0.07%	0.93%
Total	-0.28%	0.05%	0.36%

Securities Held in Custody (Rs.)	Apr-15	Mar-15	Feb-15	Jan-15	Apr-14
Domestic	2,091,890,037,701	1,984,314,578,530	2,103,542,007,208	2,065,015,657,783	1,437,463,302,269
Foreign	871,737,198,086	827,536,852,314	886,180,005,353	869,788,914,635	649,967,202,192
Total	2,963,627,235,786	2,811,851,430,845	2,989,722,012,560	2,934,804,572,417	2,087,430,504,461

Comparative Analysis on Fluctuations(Change)	Apr-15	Mar-15	Feb-15
Domestic	5.42%	-5.67%	1.87%
Foreign	5.34%	-6.62%	1.88%
Total	5.40%	-5.95%	1.87%

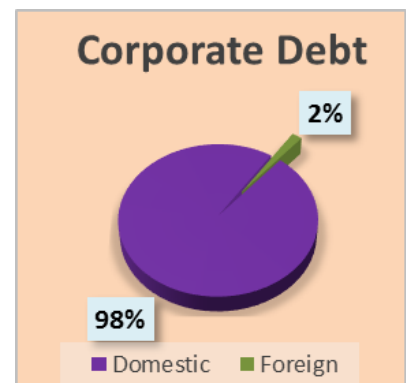
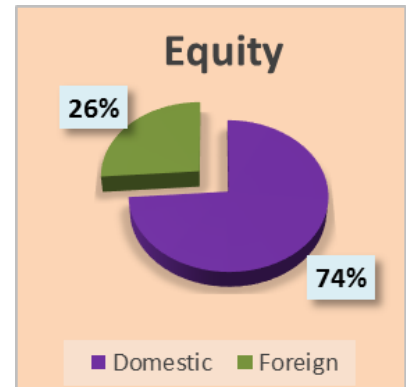


Holdings in CDS as at 30th April 2015

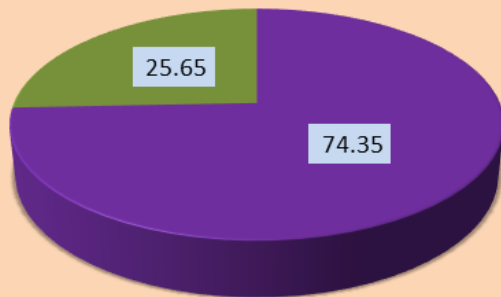
<u>HOLDINGS</u>	Equity	Corporate Debt	Total
Domestic	56,961,236,544	1,603,389,341	58,564,625,885
Foreign	20,177,849,654	29,989,304	20,207,838,958

<u>MARKET VALUE</u>	Equity	Corporate Debt	Total
Domestic	1,917,203,852,251	174,686,185,450	2,091,890,037,701
Foreign	868,603,631,221	3,133,566,865	871,737,198,086

	Quantity	Market Value(LKR)
Equity	77,139,086,198	2,785,807,483,472
Debentures	1,633,378,645	177,819,752,314



Percentage of Security Types in Custody as at 30th April 2015



- Domestic (EQUITY AND CORPORATE DEBT) - 73.96%
- Foreign (EQUITY AND CORPORATE DEBT) - 26.04%

De-Mat Percentages of Securities

DE-MAT PERCENTAGE FOR EQUITY	94%
DE-MAT PERCENTAGE FOR CORPORATE DEBT	95%

Corporate Actions and New Listings

Number of Corporate Actions and New Listings – April 2015		
Debenture IPOs	Vallible Finance PLC (1)	VFIN.D0335
Equity IPOs	Singhe Hospital Ltd. (1)	SINH.N0000
ESOP	Sunshine Holdings PLC (1)	SUN.N0000
	Hatton National Bank PLC (2)	HNB.N0000
		HNB.X0000
Script Dividends	Commercial Bank of Ceylon PLC (2)	COMB.N0000
		COMB.X0000
	Sampath Bank of Sri Lanka PLC (1)	SAMP.N0000
	Amaya Leisure PLC (1)	CONN.N0000