

INFOLINE

Central Depository Systems (Pvt) Ltd.

Sri Lanka

December 2015



Central Depository Systems (Pvt) Limited

**Operational Highlights of
Central Depository Systems (Pvt) Ltd.
of Sri Lanka (CDS)**

(A fully owned subsidiary of Colombo Stock Exchange)

Tel: 2356456 Fax: 2440396

E-mail: cds@cse.lk

Website: www.cds.lk

Operational Highlights

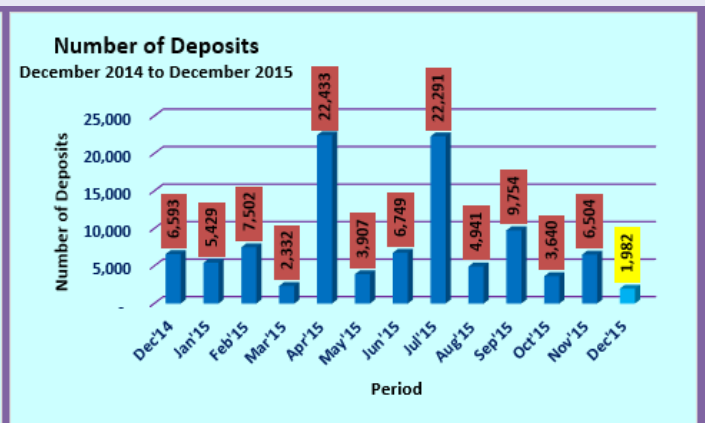
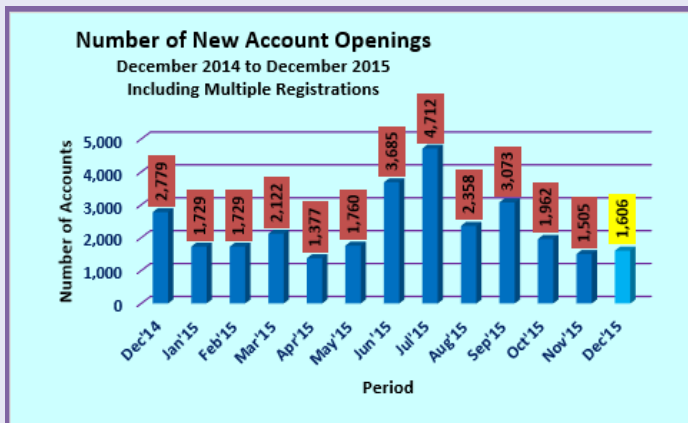
Major Operations	Dec-15	Nov-15	Oct-15	Sep-15	Aug-15	Jul-15	Dec-14
New Accounts (No.)	1,606	1,505	1,962	3,073	2,358	4,712	2,779
Deposits (No.)	1,982	6,504	3,640	9,754	4,941	22,291	6,593
Withdrawals (No.)	2	4	3	7	0	0	6
Transfers (No.)	2,666	2,442	3,046	3,329	2,652	1,952	2,215
Trades (No.) - Equity	61,973	87,992	142,128	120,118	188,097	136,032	103,392
Trades (No.)-Closed End Funds	174	36	74	24	95	54	58
Market Days (No.)	21	19	21	21	21	21	22
Listed Companies (No.)	294	294	294	296	296	297	294
Participants (No.)	52	52	52	51	51	51	50

❖ Deposits in December 2015 include 1,334 direct deposits made due to Subdivisions, Right Issues, Initial public Offers and Capitalization of Reserves.

Comparative analysis on monthly basis

	Dec 15	Nov 15	Oct 15	Sep 15	Aug 15
New Accounts (No.)	6.71	-23.29	-36.15	30.32	-49.96
Deposits (No.)	-69.53	78.68	-62.68	97.41	-77.83
Trades (No.) - Equity	-29.57	-38.09	18.32	-36.14	38.27

	2015	2014
	CUMALATIVE	
	JAN-DEC	
New Accounts (No.)	27,618	27,656
Deposits (No.)	97,464	56,500
Withdrawals (No.)	22	21
Transfers (No.)	28,605	31,486
Trades (No.) - Equity	1,506,790	1,850,184
Trades (No.)-Closed End Funds	765	940



eServices Enrollment	As at 31st Dec. 2015	Dec-15	As at 30th Nov. 2015
SMS	8,251	226	8,025
e-Statements	9,087	393	8,694

Number of CDS Accounts by Investor Category

De-Mat Accounts in CDS

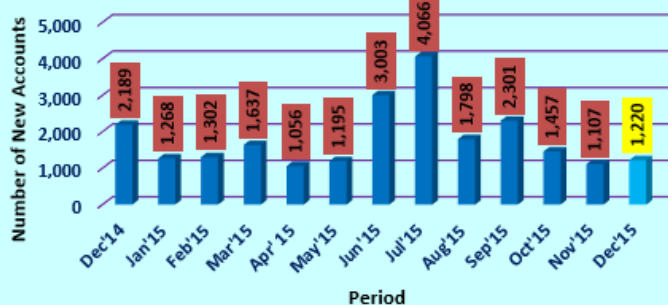
	Dec-15	Nov-15	Oct-15	Sep-15	Aug-15	Jul-15	Dec-14
Local Individuals (No.)	581,775	580,601	579,535	578,123	575,859	574,106	560,828
Foreign Individuals (No.)	4,486	4,478	4,473	4,468	4,460	4,453	4,396
Local Companies (No.)	9,082	9,036	8,995	8,950	8,913	8,868	8,619
Foreign Companies (No.)	4,899	4,873	4,855	4,829	4,822	4,803	4,705
Total Excluding Multiple Registrations	600,242	598,988	597,858	596,370	594,054	592,230	578,548
Total De-Mat Accounts Including Multiple Registrations	786,963	785,357	783,852	781,889	778,816	776,458	759,344

De-Mat Account Categories as a Percentage against Total Registrations Excluding Multiple Registrations (%)

	Dec-15	Nov-15	Oct-15	Sep-15	Aug-15	Jul-15	Dec-14
Local Individuals (No.)	96.92	96.93	96.94	96.94	96.94	96.94	96.94
Foreign Individuals (No.)	0.75	0.75	0.75	0.75	0.75	0.75	0.76
Local Companies (No.)	1.51	1.51	1.50	1.50	1.50	1.50	1.49
Foreign Companies (No.)	0.82	0.81	0.81	0.81	0.81	0.81	0.81
Total Excluding Multiple Registrations	100.00	100.00	100.00	100.00	100.00	100.00	100.00

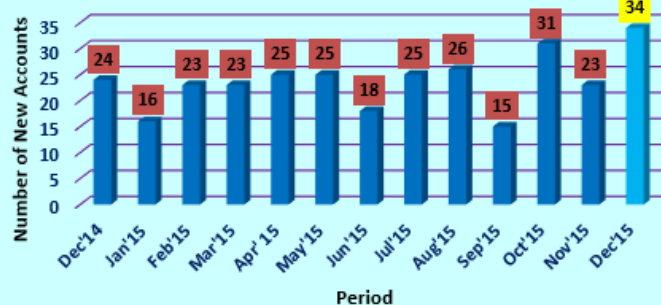
Number of New Accounts - Local

December 2014 to December 2015 - Excluding Multiple Registrations



Number of New Accounts - Foreign

December 2014 to December 2015 - Excluding Multiple Registrations



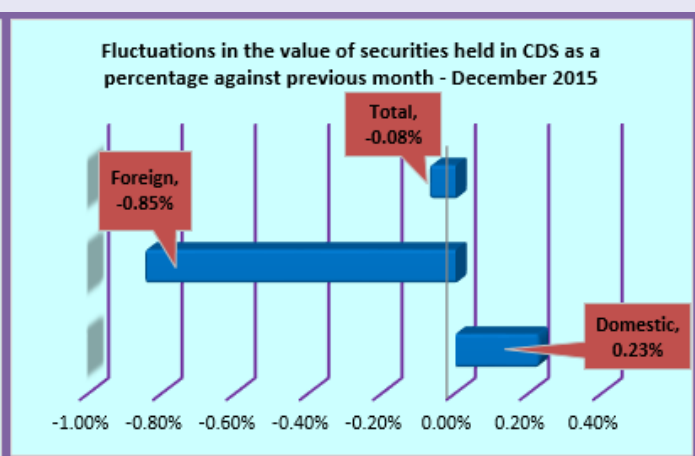
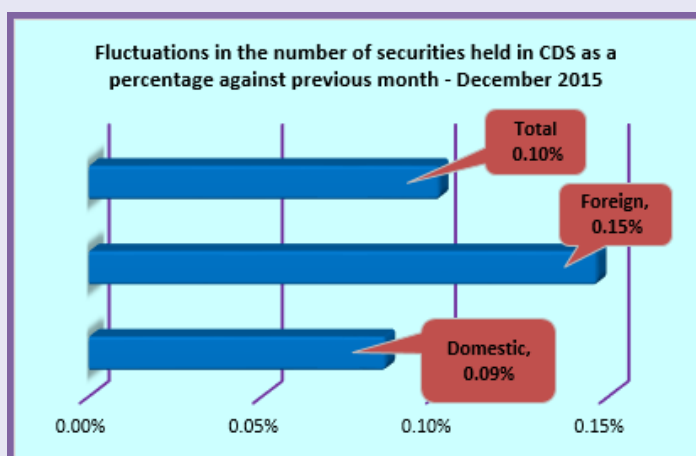
Value & Quantity of the Securities held in the CDS

Securities Held in Custody (Nos.)	Dec-15	Nov-15	Oct-15	Sep-15	Dec-14
Domestic	60,408,557,436	60,356,835,785	59,923,549,633	59,700,781,044	58,055,005,499
Foreign	20,474,857,761	20,444,873,755	20,417,623,689	20,304,420,151	20,274,271,152
Total	80,883,415,197	80,801,709,540	80,341,173,322	80,005,201,195	78,329,276,651

Comparative Analysis on Fluctuations(Change)	Dec-15	Nov-15	Oct-15
Domestic	0.09%	0.72%	0.37%
Foreign	0.15%	0.13%	0.56%
Total	0.10%	0.57%	0.42%

Securities Held in Custody (Rs.)	Dec-15	Nov-15	Oct-15	Sep-15	Dec-14
Domestic	2,117,385,190,375	2,112,573,511,477	2,129,593,822,482	2,121,590,746,786	2,096,802,778,871
Foreign	817,516,020,268	824,538,292,922	831,225,808,440	835,792,489,231	891,883,751,641
Total	2,934,901,210,643	2,937,111,804,399	2,960,819,630,922	2,957,383,236,016	2,988,686,530,512

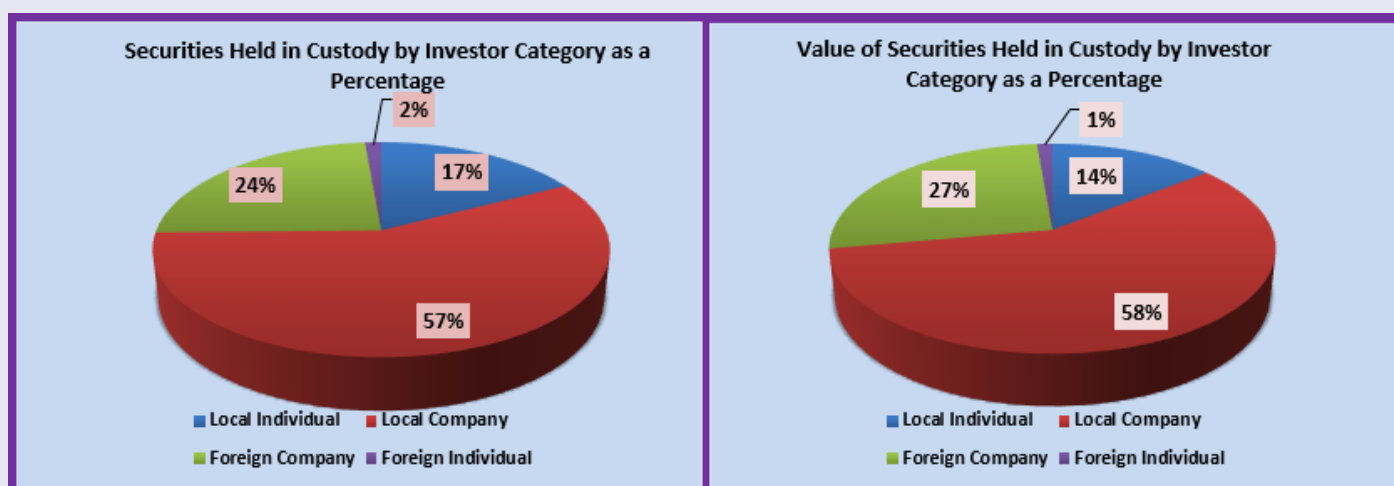
Comparative Analysis on Fluctuations(Change)	Dec-15	Nov-15	Oct-15
Domestic	0.23%	-0.80%	0.38%
Foreign	-0.85%	-0.80%	-0.55%
Total	-0.08%	-0.80%	0.12%



Value & Quantity of the Securities held in the CDS by Investor Category December 2015

Investor Category	Equity Holding	Corporate Debt Holding	Total Holding
Local Individual	13,892,903,223	128,859,674	14,021,762,897
Local Company	44,337,667,976	2,049,126,563	46,386,794,539
Foreign Company	19,352,456,091	17,709,969	19,370,166,060
Foreign Individual	1,102,643,062	2,048,639	1,104,691,701
Total	78,685,670,352	2,197,744,845	80,883,415,197

Investor Category	Equity Value	Corporate Debt Value	Total Value
Local Individual	404,318,388,608.70	14,048,699,570.98	418,367,088,179.68
Local Company	1,482,692,792,445.40	216,325,309,749.73	1,699,018,102,195.13
Foreign Company	776,620,648,612.50	1,850,600,009.38	778,471,248,621.88
Foreign Individual	38,811,259,870.70	233,511,776.11	39,044,771,646.81
Total	2,702,443,089,537.30	232,458,121,106.20	2,934,901,210,643.50

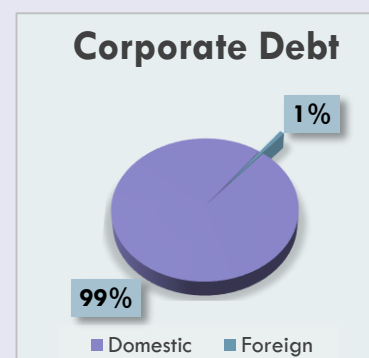
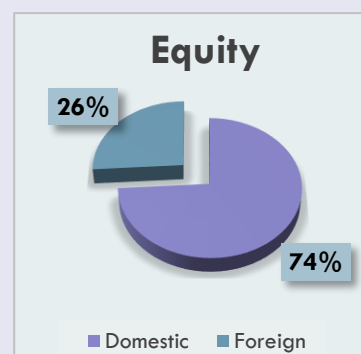
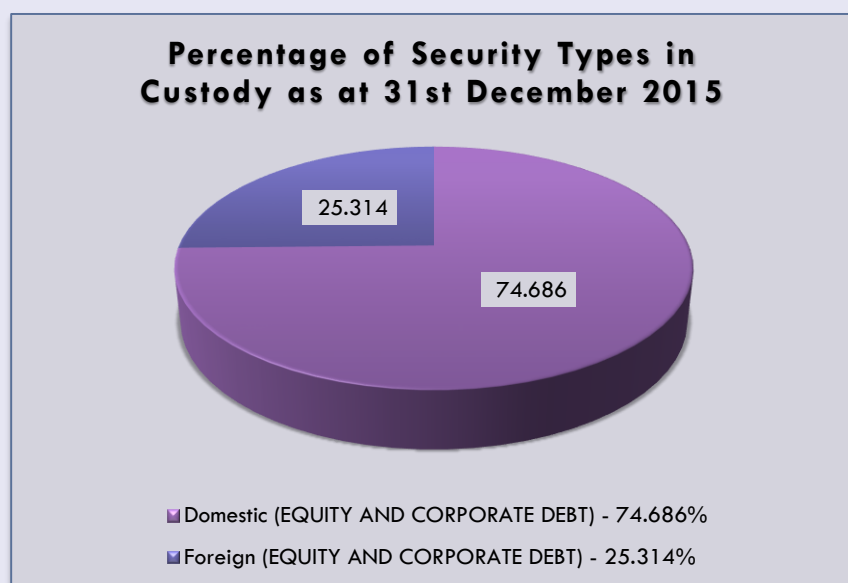


Holdings in CDS as at 31st December 2015

HOLDINGS	Equity	Corporate Debt	Total
Domestic	58,230,571,199	2,177,986,237	60,408,557,436
Foreign	20,455,099,153	19,758,608	20,474,857,761

MARKET VALUE	Equity	Corporate Debt	Total
Domestic	1,887,011,181,054	230,374,009,321	2,117,385,190,375
Foreign	815,431,908,483	2,084,111,785	817,516,020,268

	Quantity	Market Value(LKR)
Equity	78,685,670,352	2,702,443,089,537
Debentures	2,197,744,845	232,458,121,106



De-Mat Percentages of Securities

DE-MAT PERCENTAGE FOR EQUITY 95%

DE-MAT PERCENTAGE FOR CORPORATE DEBT 99%

Corporate Actions and New Listings

Number of Corporate Actions and New Listings – December 2015		
IPO – Closed End Funds	Candor Opportunities Fund (1)	COF.U0000
Debt IPOs	Dunamis Capital PLC (2)	CSEC.D0370
		CSEC.D0371
	Commercial Credit & Finance PLC (2)	COCR.D0372
		COCR.D0373
Rights Issue	Dankotuwa Porcelain PLC (1)	DPL.N0000
	Ceylon Printers PLC (1)	CPRT.N0000
ESOP	Hatton National Bank PLC (3)	HNB.N0000
		HNB.X0000