

# INFOLINE

**Central Depository Systems (Pvt) Ltd.**

**Sri Lanka**

## June 2015



Central Depository Systems (Pvt) Limited

**Operational Highlights of  
Central Depository Systems (Pvt) Ltd.  
of Sri Lanka (CDS)**  
(A fully owned subsidiary of Colombo Stock Exchange)

**Tel: 2356456 Fax: 2440396**

**E-mail: [cgs@cse.lk](mailto:cds@cse.lk)**

**Website: [www.cds.lk](http://www.cds.lk)**

## Operational Highlights

Major Operations	Jun-15	May-15	Apr-15	Mar-15	Feb-15	Jan-15	Jun-14
New Accounts (No.)	3,685	1,760	1,377	2,122	1,729	1,729	1,951
Deposits (No.)	6,749*	3,907	22,433	2,332	7,502	5,429	2,514
Withdrawals (No.)	0	0	1	3	1	1	0
Transfers (No.)	2,268	2,080	2,185	2,204	2,056	1,725	2,948
Trades (No.) - Equity	124,085	158,055	108,322	100,581	132,291	147,116	127,421
Trades (No.)-Closed End Funds	36	51	26	58	77	60	38
Market Days (No.)	21	19	19	21	17	18	20
Listed Companies (No.)	297	297	297	296	295	295	294
Participants (No.)	51	51	50	50	50	50	46

\* Deposits in June 2015 include 4,523 direct deposits made due to Subdivisions, Right Issues, Initial public Offers and Capitalization of Reserves.

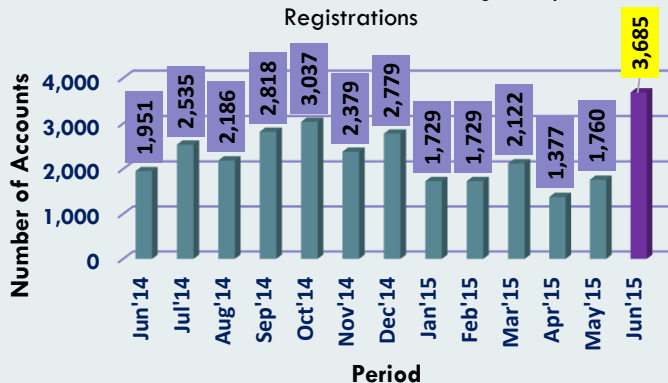
### Comparative analysis on monthly basis

	Jun-15	May-15	Apr-15	Mar-15	Feb-15
New Accounts (No.)	109.38	27.81	-35.11	22.73	0.00
Deposits (No.)	72.74	-82.58	861.96	-68.91	38.18
Trades (No.) - Equity	-21.49	45.91	7.70	-23.97	-10.08

	2015	2014
	CUMALATIVE	
	JAN-JUN	
New Accounts (No.)	12,402	11,922
Deposits (No.)	48,352	27,215
Withdrawals (No.)	6	4
Transfers (No.)	12,518	12,685
Trades (No.) - Equity	770,450	694,008
Trades (No.)-Closed End Funds	308	382

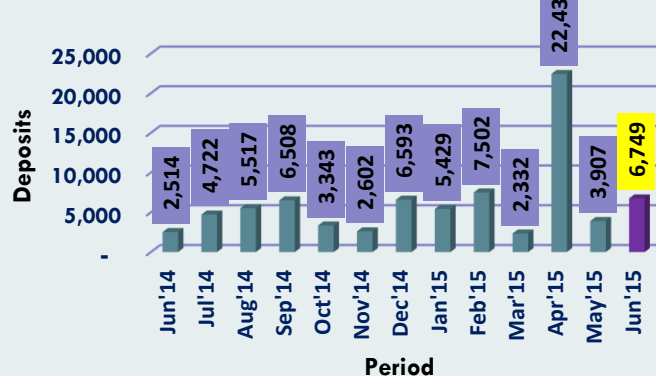
### Number of New Account Openings

June 2014 to June 2015 - Including Multiple Registrations



### Number of Deposits

June 2014 to June 2015



eServices Enrollment	As at 30th June 2015	Jun-15	As at 31st May 2015
SMS	4,817	849	3,968
e-Statements	5,324	1,132	4,192

## Number of CDS Accounts by Investor Category

### De-Mat Accounts in CDS

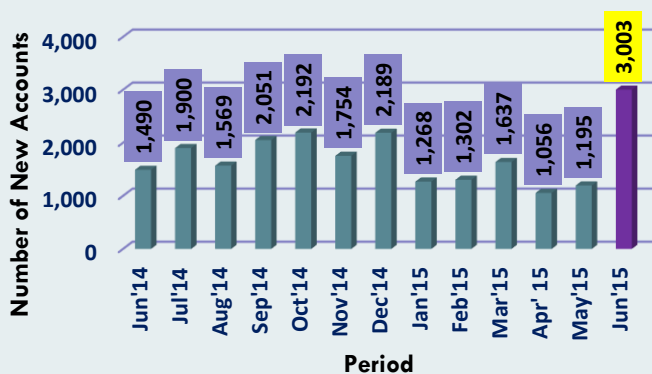
	Jun-15	May-15	Apr-15	Mar-15	Feb-15	Jan-15	Jun-14
Local Individuals (No.)	570,103	567,137	565,966	564,943	563,336	562,052	549,510
Foreign Individuals (No.)	4,446	4,438	4,424	4,420	4,410	4,401	4,347
Local Companies (No.)	8,805	8,768	8,744	8,711	8,681	8,663	8,282
Foreign Companies (No.)	4,785	4,775	4,764	4,743	4,730	4,716	4,604
<b>Total(Excluding Multiple Registrations)</b>	<b>588,139</b>	<b>585,118</b>	<b>583,898</b>	<b>582,817</b>	<b>581,157</b>	<b>579,832</b>	<b>566,743</b>
<b>Total De-Mat Accounts Including Multiple Registrations</b>	<b>771,746</b>	<b>768,062</b>	<b>764,924</b>	<b>762,802</b>	<b>761,073</b>	<b>759,344</b>	<b>741,968</b>

### De-Mat Account Categories as a Percentage against Total Registrations Excluding Multiple Registrations (%)

	Jun-15	May-15	Apr-15	Mar-15	Feb-15	Jan-15	Jun-14
Local Individuals (No.)	96.93	96.93	96.93	96.93	96.93	96.93	96.96
Foreign Individuals (No.)	0.76	0.76	0.76	0.76	0.76	0.76	0.77
Local Companies (No.)	1.50	1.50	1.50	1.49	1.49	1.49	1.46
Foreign Companies (No.)	0.81	0.82	0.82	0.81	0.81	0.81	0.81
<b>Total(Excluding Multiple Registrations)</b>	<b>100.00</b>	<b>100.00</b>	<b>100.00</b>	<b>100.00</b>	<b>100.00</b>	<b>100.00</b>	<b>100.00</b>

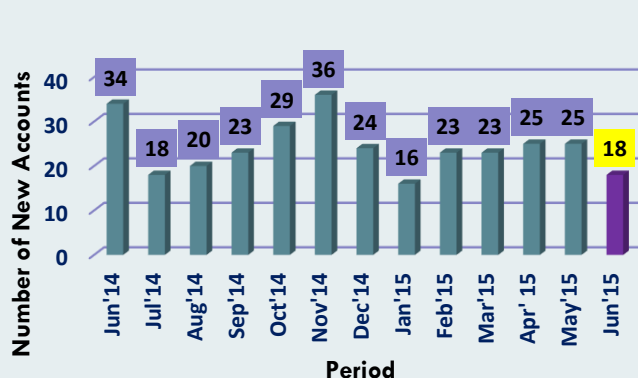
#### Number of New Accounts - Local

June 2014 to June 2015 - Excluding Multiple Registrations



#### Number of New CDS Accounts - Foreign

June 2014 to June 2015 - Excluding Multiple Registrations



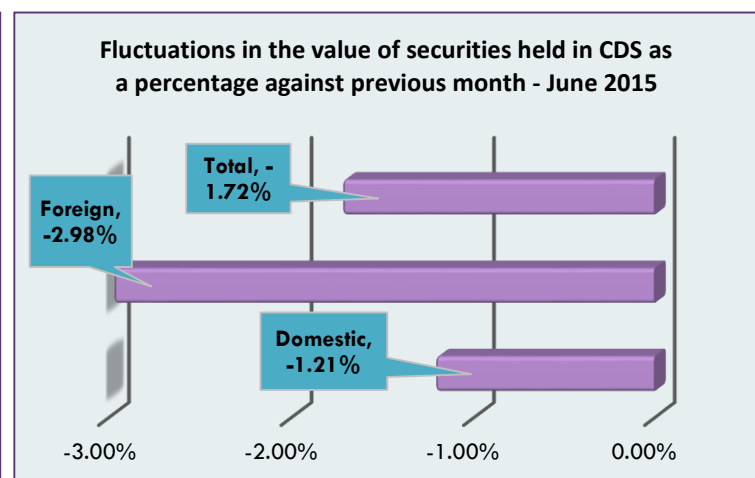
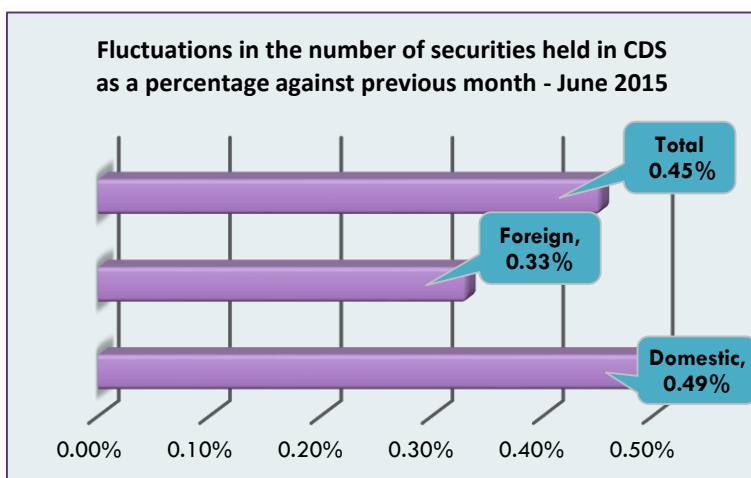
## Value & Quantity of the Securities held in the CDS

Securities Held in Custody (Nos.)	Jun-15	May-15	Apr-15	Mar-15	Jun-14
Domestic	58,956,950,735	58,667,184,023	58,564,625,885	58,417,879,216	54,528,780,750
Foreign	20,250,828,539	20,183,963,972	20,207,838,958	20,577,622,187	18,535,747,372
<b>Total</b>	<b>79,207,779,274</b>	<b>78,851,147,995</b>	<b>78,772,464,843</b>	<b>78,995,501,403</b>	<b>73,064,528,122</b>

Comparative Analysis on Fluctuations(Change)	Jun-15	May-15	Apr-15
Domestic	0.49%	0.18%	0.25%
Foreign	0.33%	-0.12%	-1.80%
<b>Total</b>	<b>0.45%</b>	<b>0.10%</b>	<b>-0.28%</b>

Securities Held in Custody (Rs.)	Jun-15	May-15	Apr-15	Mar-15	Jun-14
Domestic	2,099,905,341,503	2,125,705,436,615	2,091,890,037,701	1,984,314,578,530	1,753,758,937,622
Foreign	839,521,991,256	865,275,156,179	871,737,198,086	827,536,852,314	748,251,873,357
<b>Total</b>	<b>2,939,427,332,758</b>	<b>2,990,980,592,794</b>	<b>2,963,627,235,786</b>	<b>2,811,851,430,845</b>	<b>2,502,010,810,979</b>

Comparative Analysis on Fluctuations(Change)	Jun-15	May-15	Apr-15
Domestic	-1.21%	1.62%	5.42%
Foreign	-2.98%	-0.74%	5.34%
<b>Total</b>	<b>-1.72%</b>	<b>0.92%</b>	<b>5.40%</b>



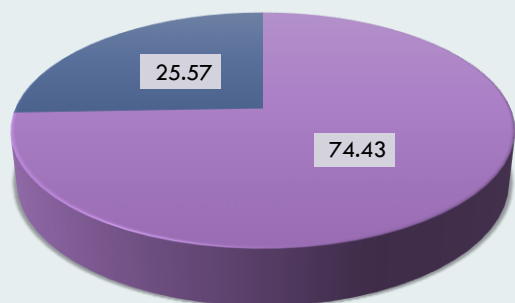
## Holdings in CDS as at 30<sup>th</sup> June 2015

<u>HOLDINGS</u>	Equity	Corporate Debt	Total
<b>Domestic</b>	57,154,010,570	1,802,940,165	58,956,950,735
<b>Foreign</b>	20,219,439,059	31,389,480	20,250,828,539

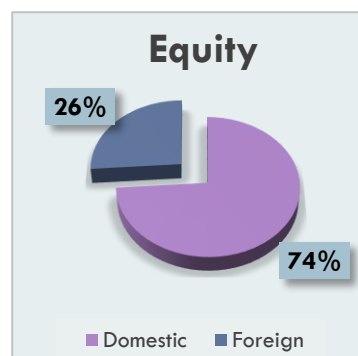
<u>MARKET VALUE</u>	Equity	Corporate Debt	Total
<b>Domestic</b>	1,906,819,065,180	193,086,276,323	2,099,905,341,503
<b>Foreign</b>	836,253,164,953	3,268,826,303	839,521,991,256

	Quantity	Market Value(LKR)
<b>Equity</b>	77,373,449,629	2,743,072,230,133
<b>Debentures</b>	1,834,329,645	196,355,102,625

### Percentage of Security Types in Custody as at 30<sup>th</sup> June 2015



- Domestic (EQUITY AND CORPORATE DEBT) - 74.43%
- Foreign (EQUITY AND CORPORATE DEBT) - 25.57%



### De-Mat Percentages of Securities

DE-MAT PERCENTAGE FOR EQUITY

94%

DE-MAT PERCENTAGE FOR CORPORATE DEBT

95%

## Corporate Actions and New Listings

Number of Corporate Actions and New Listings – June 2015		
ESOPs	Hatton National Bank PLC (8)	HNB.N0000
		HNB.X0000
	NATIONAL Development Bank PLC (4)	NDB.N0000
Debt IPOs	Commercial Credit and Finance PLC (1)	COCR.D0336
	Central Finance Company PLC (3)	CFIN.D0337
		CFIN.D0338
		CFIN.D0339
	Singer Sri Lanka PLC (2)	SINS.D0340
		SINS.D0341
	DFCC Vardhana Bank PLC (2)	DVBD.D0342
		DVBD.D0343
	Singer Finance (Lanka) PLC (1)	SFIN.D0344
Scrip Dividend	Sanasa Development Bank PLC (1)	SDB.N0000
Rights Issue	Overseas Realty (Ceylon) PLC (1)	OSEA.N0000

## ISINs for New Securities Listed During June 2015

Company Name	Security Type	Short Code	ISIN
Commercial Credit and Finance PLC	Corporate Debt	COCR.D0336	LK0380D22999
Central Finance Company PLC	Corporate Debt	CFIN.D0337	LK0023D23019
		CFIN.D0338	LK0023D23001
		CFIN.D0339	LK0023D23027
Singer Sri Lanka PLC	Corporate Debt	SINS.D0340	LK0156D23041
		SINS.D0341	LK0156D23033
DFCC Vardhana Bank PLC	Corporate Debt	DVBD.D0342	LK0401D23066
		DVBD.D0343	LK0401D23058
Singer Finance (Lanka) PLC	Corporate Debt	SFIN.D0344	LK0373D23075