

**MONTHLY REVIEW: MAY '13**

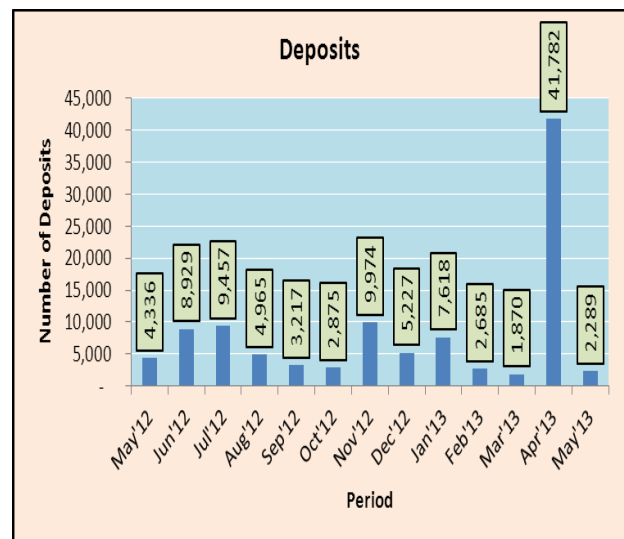
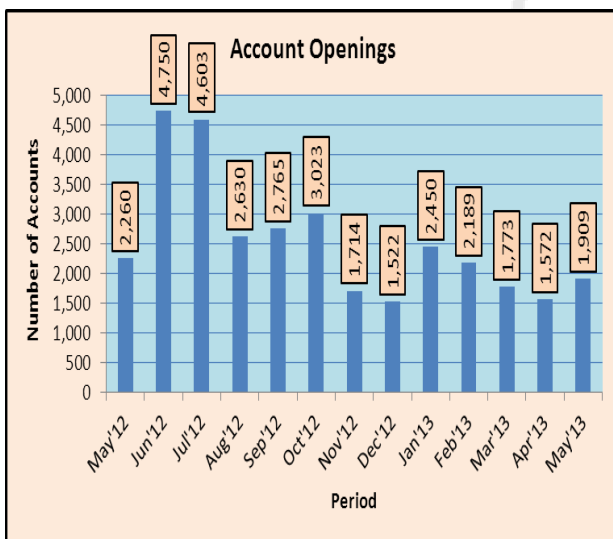
Major Operations	May-13	Apr-13	Mar-13	Feb-13	Jan-13	Dec-12	May-12
New Accounts (No.)	1,909	1,572	1,773	2,189	2,450	1,522	2,260
Deposits (No.)	2,289*	41,782	1,870	2,685	7,618	5,227	4,336**
Withdrawals (No.)	2	4	3	1	1	1	2
Transfers (No.)	2,276	2,113	2,442	1,287	1,400	1,263	2,162
Trades (No.) - Equity	224,538	154,025	85,807	86,337	122,645	76,534	112,004
Trades (No.)-Closed End Funds	235	98	82	39	32	17	80
Market Days (No.)	21	20	19	18	20	19	21
Listed Companies (No.)	287	286	287	287	287	287	281
Participants (No.)	45	45	45	45	45	45	46

\* Deposits in May 2013 includes 300 direct deposits made due to Subdivisions, Right Issues, Initial public Offers and Capitalization of Reserves

\*\* Deposits in May 2012 Includes 478 direct deposits made due to Subdivisions, Right Issues, Initial public Offers and Capitalization of Reserves.

Major Operations Comparative analysis on monthly basis	May-13 %	Apr-13 %	Mar-13 %	Feb-13 %	Jan-13 %
New Accounts (No.)	21.44	-11.34	-19.00	-10.65	60.97
Deposits (No.)	-94.52	2,134.33	-30.35	-64.75	45.74
Trades (No.) - Equity	45.78	79.50	-0.61	-29.60	60.25

	2013	2012
	CUMULATIVE	
	JAN-MAY	
New Accounts (No.)	9,893	14,766
Deposits (No.)	56,244	82,084
Withdrawals (No.)	11	33
Transfers (No.)	9,518	12,617
Trades (No.) - Equity	673,352	748,842
Trades (No.)-Closed End Funds	486	228



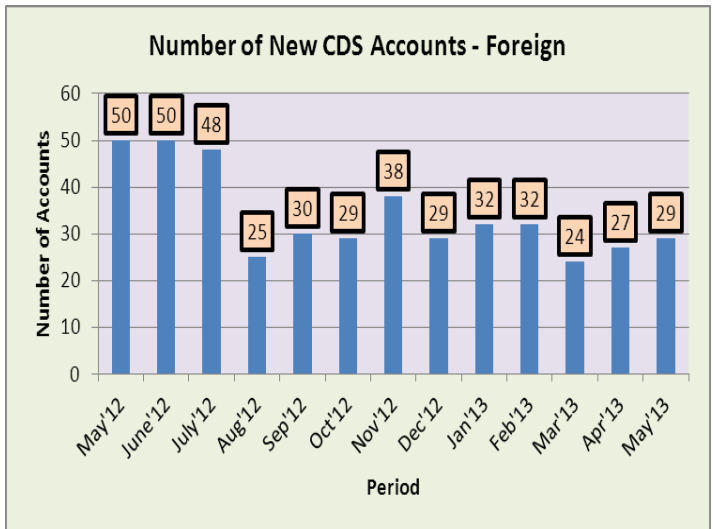
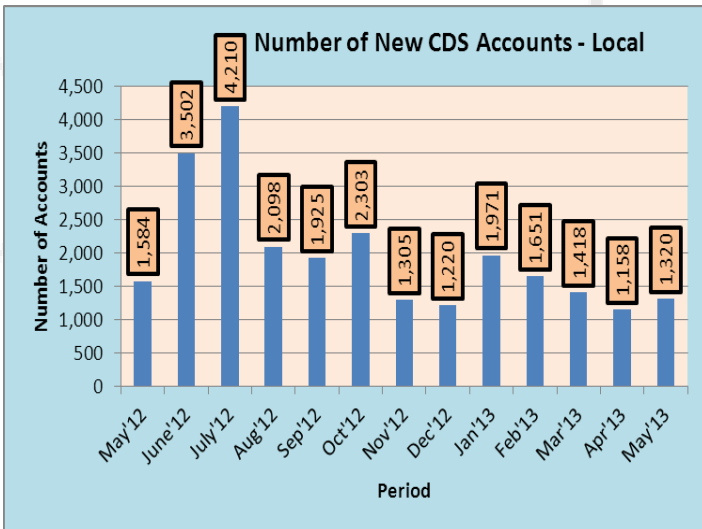
### DE-MAT Accounts in CDS

	May-13	Apr-13	Mar-13	Feb-13	Jan-13	Dec-12	May-12
Local Individuals (No.)	526,680	525,379	524,242	522,850	521,223	519,263	503,066
Foreign Individuals (No.)	4,199	4,191	4,185	4,173	4,153	4,134	3,986
Local Companies (No.)	7,985	7,966	7,945	7,919	7,895	7,884	7,518
Foreign Companies (No.)	4,374	4,353	4,332	4,320	4,308	4,295	4,194
Total(Excluding Multiple Registrations)	543,238	541,889	540,704	539,262	537,579	535,576	518,764

### Total De-Mat Accounts Including Multiple Registrations

712,331	710,422	708,850	707,077	704,888	702,438	681,430
---------	---------	---------	---------	---------	---------	---------

De-Mat Account Categories	May-13	Apr-13	Mar-13	Feb-13	Jan-13	Dec-12	May-12
As a Percentage against Total Registrations Excluding Multiple Registrations	%	%	%	%	%	%	%
Local Individuals (No.)	96.95	96.95	96.96	96.96	96.96	96.95	96.97
Foreign Individuals (No.)	0.77	0.77	0.77	0.77	0.77	0.77	0.77
Local Companies (No.)	1.47	1.47	1.47	1.47	1.47	1.47	1.45
Foreign Companies (No.)	0.81	0.80	0.80	0.80	0.80	0.80	0.81
Total(Excluding Multiple Registrations)	100.00	100.00	100.00	100.00	100.00	100.00	100.00



**Securities Held in Custody  
(Nos.)**

	May-13	Apr-13	Mar-13	Feb-13	May-12
Domestic	50,217,358,848	50,167,979,562	50,034,255,262	50,056,914,375	41,297,052,950
Foreign	17,521,706,023	17,456,659,235	17,491,945,838	17,439,704,935	16,339,060,657
<b>Total</b>	<b>67,739,064,871</b>	<b>67,624,638,797</b>	<b>67,526,201,100</b>	<b>67,496,619,310</b>	<b>57,636,113,607</b>

**Comparative Analysis on Fluctuations(Change)**

	May-13	Apr-13	Mar-13
Domestic	0.10%	0.27%	-0.05%
Foreign	0.37%	-0.20%	0.30%
<b>Total</b>	<b>0.17%</b>	<b>0.15%</b>	<b>0.04%</b>

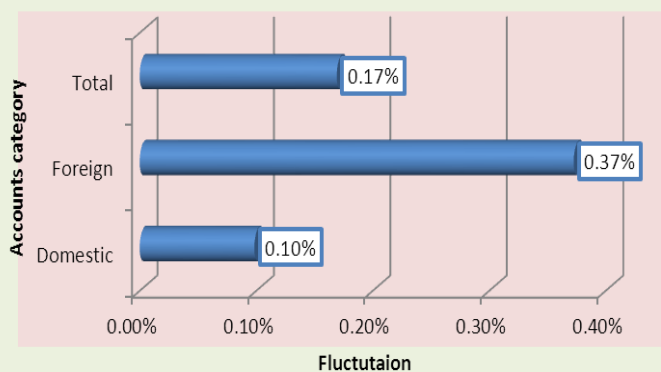
**Securities Held in Custody  
(Rs.)**

	May-13	Apr-13	Mar-13	Feb-13	May-12
Domestic	1,532,975,094,735	1,437,463,302,269	1,388,485,033,226	1,372,023,506,974	1,129,556,360,412
Foreign	711,700,471,596	649,967,202,192	619,789,689,472	604,747,362,821	403,306,379,197
<b>Total</b>	<b>2,244,675,566,331</b>	<b>2,087,430,504,462</b>	<b>2,008,274,722,698</b>	<b>1,976,770,869,795</b>	<b>1,532,862,739,609</b>

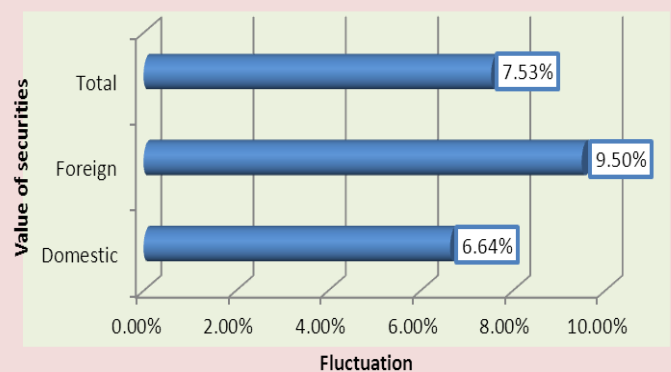
**Comparative Analysis on Fluctuations(Change)**

	Apr-13	Mar-13	Feb-13
Domestic	6.64%	3.53%	1.20%
Foreign	9.50%	4.87%	2.49%
<b>Total</b>	<b>7.53%</b>	<b>3.94%</b>	<b>1.59%</b>

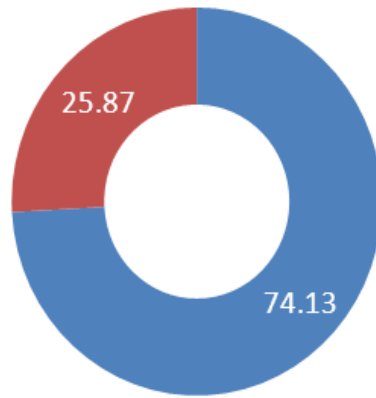
Fluctuations in the number of securities held in CDS as a percentage against previous month for May 2013



Fluctuations in the value of securities held in CDS as a percentage against previous month for May 2013



**Number of Securities in custody as at 31st May 2013**



■ Domestic (EQUITY AND CORPORATE DEBT) - 74.13%

■ Foreign (EQUITY AND CORPORATE DEBT) - 25.87%