

INFOLINE

Central Depository Systems (Pvt) Ltd.

Sri Lanka

February 2016



Central Depository Systems (Pvt) Limited

**Operational Highlights of
Central Depository Systems (Pvt) Ltd.
of Sri Lanka (CDS)**

(A fully owned subsidiary of Colombo Stock Exchange)

Tel: 2356456 Fax: 2440396

E-mail: cds@cse.lk

Website: www.cds.lk

Operational Highlights

Major Operations	Feb-16	Jan-16	Dec-15	Nov-15	Oct-15	Sep-15	Feb-15
New Accounts (No.)	1,140	1,307	1,606	1,505	1,962	3,073	1,729
Deposits (No.)	2,943*	2,901	1,982	6,504	3,640	9,754	7,502
Withdrawals (No.)	0	1	2	4	3	7	1
Transfers (No.)	1,436	1,747	2,666	2,442	3,046	3,329	2,056
Trades (No.) - Equity	64,658	88,074	61,973	87,992	142,128	120,118	132,291
Trades (No.)-Closed End Funds	36	127	174	36	74	24	77
Market Days (No.)	19	19	21	19	21	21	17
Listed Companies (No.)	295	295	294	294	294	296	295
Participants (No.)	52	52	52	52	52	51	50

❖ Deposits in February 2016 include 2,176 direct deposits made due to Subdivisions, Right Issues, Initial public Offers and Capitalization of Reserves.

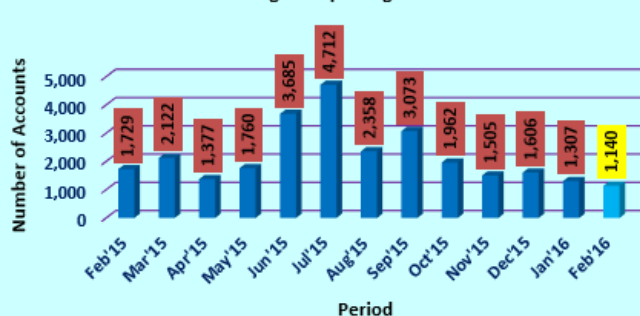
Comparative analysis on monthly basis

	Feb 16	Jan 16	Dec 15	Nov 15	Oct 15
New Accounts (No.)	-12.78	-18.62	6.71	-23.29	-36.15
Deposits (No.)	1.45	46.37	-69.53	78.68	-62.68
Trades (No.) - Equity	-26.59	42.12	-29.57	-38.09	18.32

	2016	2015
	CUMULATIVE	
	JAN-FEB	
New Accounts (No.)	2,447	3,458
Deposits (No.)	5,844	12,931
Withdrawals (No.)	1	2
Transfers (No.)	3,183	3,781
Trades (No.) - Equity	152,732	279,407
Trades (No.)-Closed End Funds	163	137

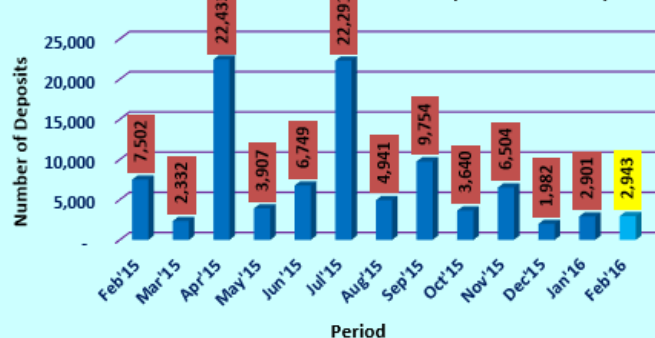
Number of New Account Openings

February 2015 to February 2016
Including Multiple Registrations



Number of Deposits

February 2015 to February 2016



eServices Enrollment	As at 29 th Feb. 2016	Feb-16	As at 31 st Jan. 2016
SMS	8,590	143	8,447
e-Statements	10,011	460	9,551

Number of CDS Accounts by Investor Category

De-Mat Accounts in CDS

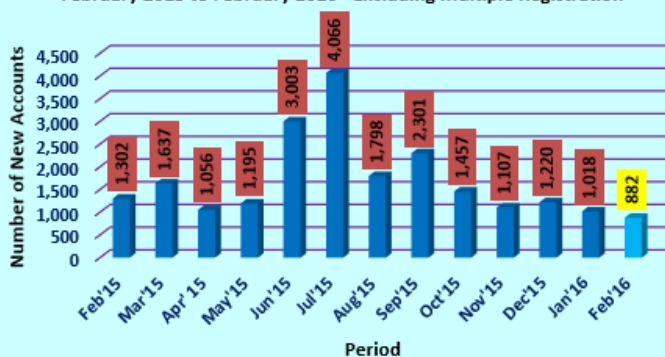
	Feb-16	Jan-16	Dec-15	Nov-15	Oct-15	Sep-15	Feb-15
Local Individuals (No.)	583,619	582,763	581,775	580,601	579,535	578,123	563,336
Foreign Individuals (No.)	4,499	4,491	4,486	4,478	4,473	4,468	4,410
Local Companies (No.)	9,138	9,112	9,082	9,036	8,995	8,950	8,681
Foreign Companies (No.)	4,921	4,911	4,899	4,873	4,855	4,829	4,730
Total (Excluding Multiple Registrations)	602,177	601,277	600,242	598,988	597,858	596,370	581,157
Total De-Mat Accounts Including Multiple Registrations	789,410	788,270	786,963	785,357	783,852	781,889	762,802

De-Mat Account Categories as a Percentage against Total Registrations Excluding Multiple Registrations (%)

	Feb-16	Jan-16	Dec-15	Nov-15	Oct-15	Sep-15	Feb-15
Local Individuals (No.)	96.92	96.92	96.92	96.93	96.94	96.94	96.93
Foreign Individuals (No.)	0.75	0.75	0.75	0.75	0.75	0.75	0.76
Local Companies (No.)	1.52	1.52	1.51	1.51	1.50	1.50	1.49
Foreign Companies (No.)	0.82	0.82	0.82	0.81	0.81	0.81	0.81
Total (Excluding Multiple Registrations)	100.00	100.00	100.00	100.00	100.00	100.00	100.00

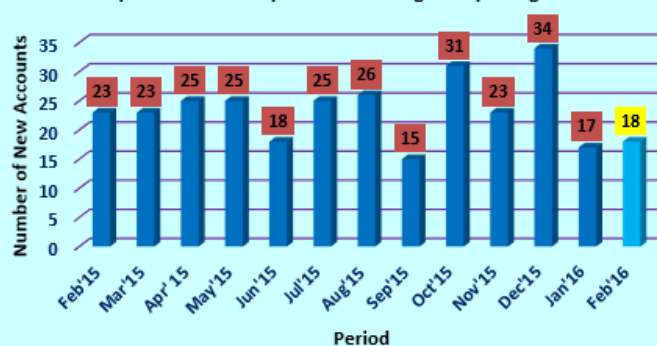
Number of New Accounts - Local

February 2015 to February 2016 - Excluding Multiple Registration



Number of New Accounts - Foreign

February 2015 to February 2016 - Excluding Multiple Registrations



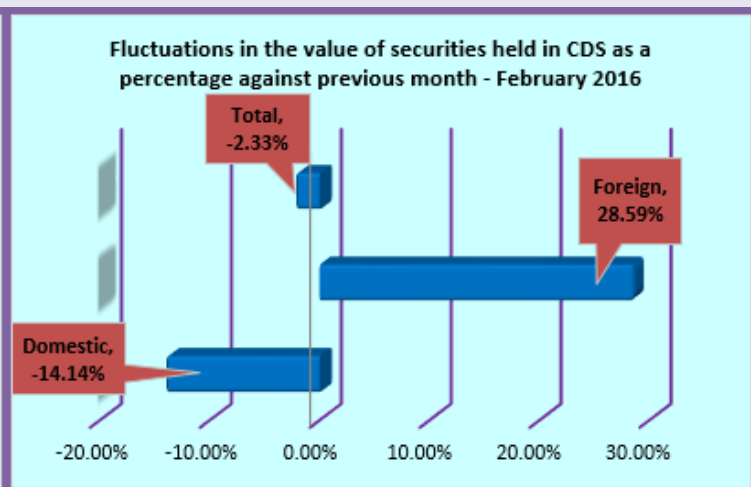
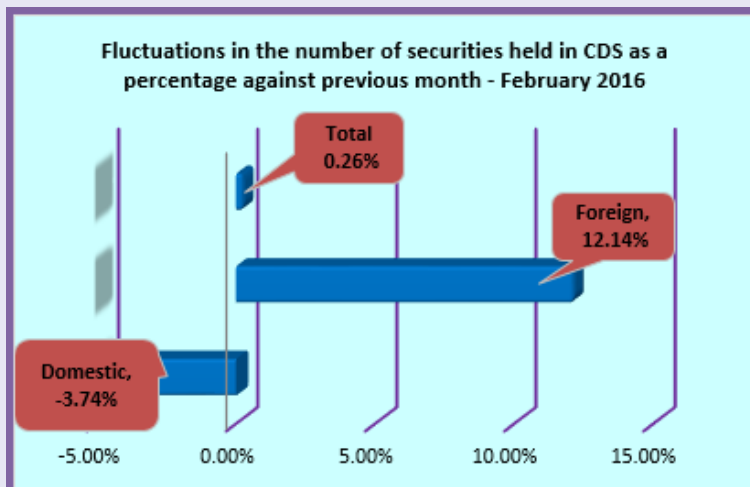
Value & Quantity of the Securities held in the CDS

Securities Held in Custody (Nos.)	Feb-16	Jan-16	Dec-15	Nov-15	Feb-15
Domestic	58,488,395,401	60,761,729,515	60,408,557,436	60,356,835,785	58,389,956,915
Foreign	22,967,665,701	20,481,890,156	20,474,857,761	20,444,873,755	20,562,841,790
Total	81,456,061,102	81,243,619,671	80,883,415,197	80,801,709,540	78,952,798,705

Comparative Analysis on Fluctuations(Change)	Feb-16	Jan-16	Dec-15
Domestic	-3.74%	0.58%	0.09%
Foreign	12.14%	0.03%	0.15%
Total	0.26%	0.45%	0.10%

Securities Held in Custody (Rs.)	Feb-16	Jan-16	Dec-15	Nov-15	Feb-15
Domestic	1,689,991,316,046	1,968,253,620,493	2,117,385,190,375	2,112,573,511,477	2,103,542,007,208
Foreign	966,868,387,048	751,908,104,606	817,516,020,268	824,538,292,922	886,180,005,353
Total	2,656,859,703,094	2,720,161,725,098	2,934,901,210,643	2,937,111,804,399	2,989,722,012,561

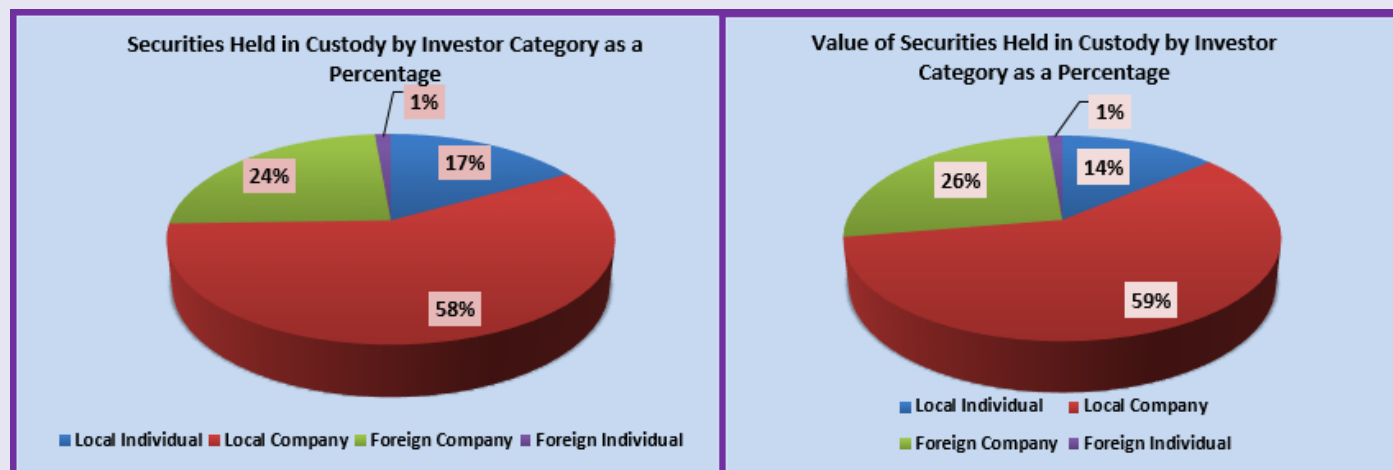
Comparative Analysis on Fluctuations(Change)	Feb-16	Jan-16	Dec-15
Domestic	-14.14%	-7.04%	0.23%
Foreign	28.59%	-8.03%	-0.85%
Total	-2.33%	-7.32%	-0.08%



Value & Quantity of the Securities held in the CDS by Investor Category February 2016

Investor Category	Equity Holding	Corporate Debt Holding	Total Holding
Local Individual	13,572,892,532	130,418,474	13,703,311,006
Local Company	44,895,603,058	2,087,426,963	46,983,030,021
Foreign Company	19,634,347,957	17,709,969	19,652,057,926
Foreign Individual	1,115,472,510	2,189,639	1,117,662,149
Total	79,218,316,057	2,237,745,045	81,456,061,102

Investor Category	Equity Value	Corporate Debt Value	Total Value
Local Individual	352,767,969,223.00	14,155,181,616.25	366,923,150,839.25
Local Company	1,335,125,761,279.70	219,755,427,013.14	1,554,881,188,292.84
Foreign Company	698,502,337,686.90	1,850,600,009.38	700,352,937,696.28
Foreign Individual	34,455,445,583.70	246,980,683.61	34,702,426,267.31
Total	2,420,851,513,773.30	236,008,189,322.38	2,656,859,703,095.68

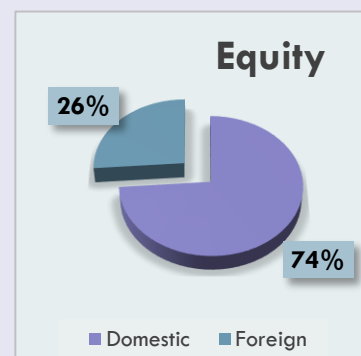
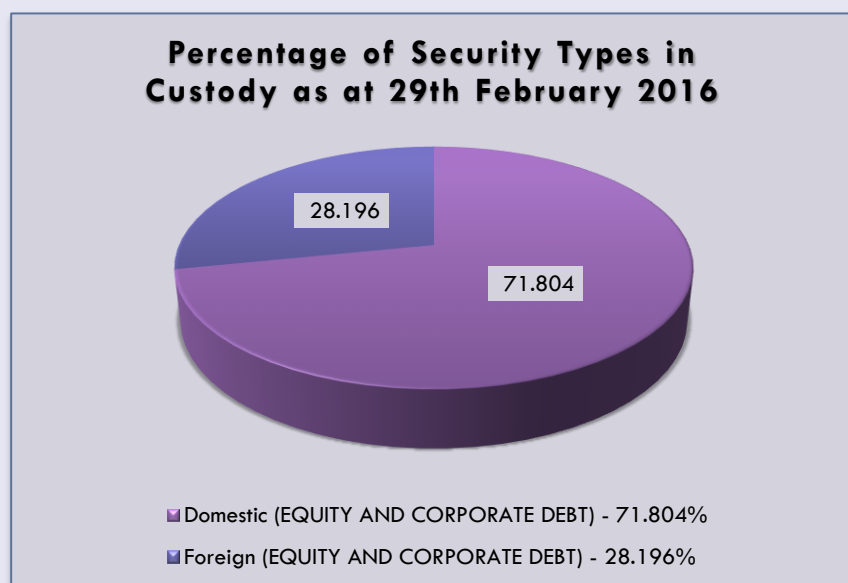


Holdings in CDS as at 29th February 2016

HOLDINGS	Equity	Corporate Debt	Total
Domestic	58,468,495,793	19,899,608	58,488,395,401
Foreign	20,749,820,264	2,217,845,437	22,967,665,701

MARKET VALUE	Equity	Corporate Debt	Total
Domestic	1,687,893,735,354	2,097,580,692	1,689,991,316,046
Foreign	732,957,778,419	233,910,608,629	966,868,387,048

	Quantity	Market Value(LKR)
Equity	79,218,316,057	2,420,851,513,773
Debentures	2,237,745,045	236,008,189,321



De-Mat Percentages of Securities

DE-MAT PERCENTAGE FOR EQUITY 95%

DE-MAT PERCENTAGE FOR CORPORATE DEBT 99%

Corporate Actions and New Listings

Number of Corporate Actions and New Listings – February 2016		
IPO	Orient Finance PLC (1)	BFN.N0000
Sub-Divisions	Paragon Ceylon PLC (1)	PARA.N0000
	Ceylon Printers PLC (1)	CPRT.N0000
	Office Equipment PLC (1)	OFEQ.N0000
	The Autodrome PLC (1)	AUTO.N0000