

INFOLINE

Central Depository Systems (Pvt) Ltd.
Sri Lanka

June 2016



Central Depository Systems (Pvt) Limited

**Operational Highlights of
Central Depository Systems (Pvt) Ltd.
of Sri Lanka (CDS)**

(A fully owned subsidiary of Colombo Stock Exchange)

Tel: 2356456 Fax: 2440396

E-mail: [cgs@cse.lk](mailto:cds@cse.lk)

Website: www.cds.lk

Operational Highlights

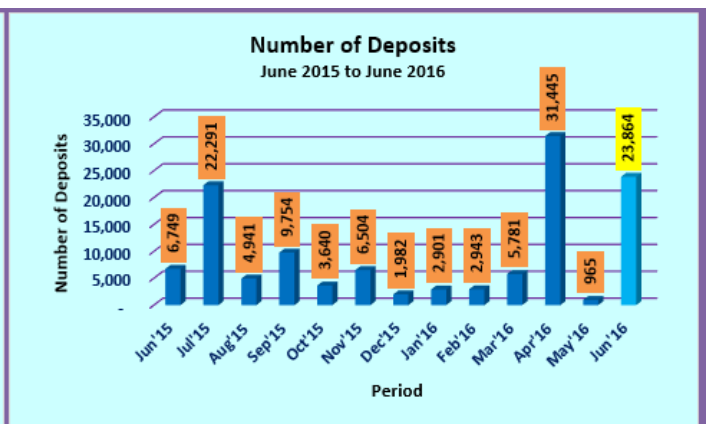
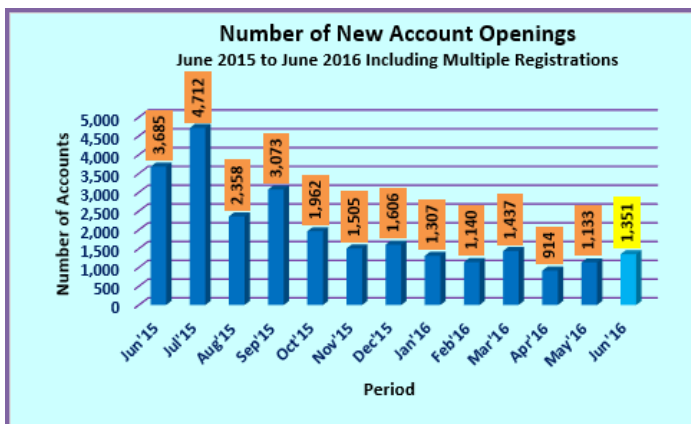
Major Operations	Jun-16	May-16	Apr-16	Mar-16	Feb-16	Jan-16	Jun-15
New Accounts (No.)	1,351	1,133	914	1,437	1,140	1,307	3,685
Deposits (No.)	23,864*	965	31,445	5,781	2,943	2,901	6,749
Withdrawals (No.)	0	6	3	3	0	1	0
Transfers (No.)	2,739	2,388	1,803	2,351	1,436	1,747	2,268
Trades (No.) - Equity	81,370	109,940	106,605	83,010	64,658	88,074	124,085
Trades (No.)-Closed End Funds	62	92	147	110	36	127	36
Market Days (No.)	22	20	18	20	19	19	21
Listed Companies (No.)	294	294	294	294	295	295	297
Participants (No.)	51	52	52	52	52	52	51

❖ Deposits in June 2016 include 22,970 direct deposits made due to Subdivisions, Right Issues, Initial public Offers and Capitalization of Reserves.

Comparative analysis on monthly basis

	Jun 16	May 16	Apr 16	Mar 16	Feb 16
New Accounts (No.)	19.24	23.96	-36.40	26.05	-12.78
Deposits (No.)	2,372.95	-96.93	443.94	96.43	1.45
Trades (No.) - Equity	-25.99	3.13	28.42	28.38	-26.59

	2016	2015
CUMULATIVE		
JAN-JUN		
New Accounts (No.)	7,282	12,402
Deposits (No.)	67,899	48,352
Withdrawals (No.)	13	6
Transfers (No.)	12,464	12,518
Trades (No.) - Equity	533,657	770,450
Trades (No.)-Closed End Funds	574	308



eServices Enrollment	As at 30 th June 2016	Jun-16	As at 31 st May 2016
SMS	9,191	166	9,025
e-Statements	11,416	372	11,044

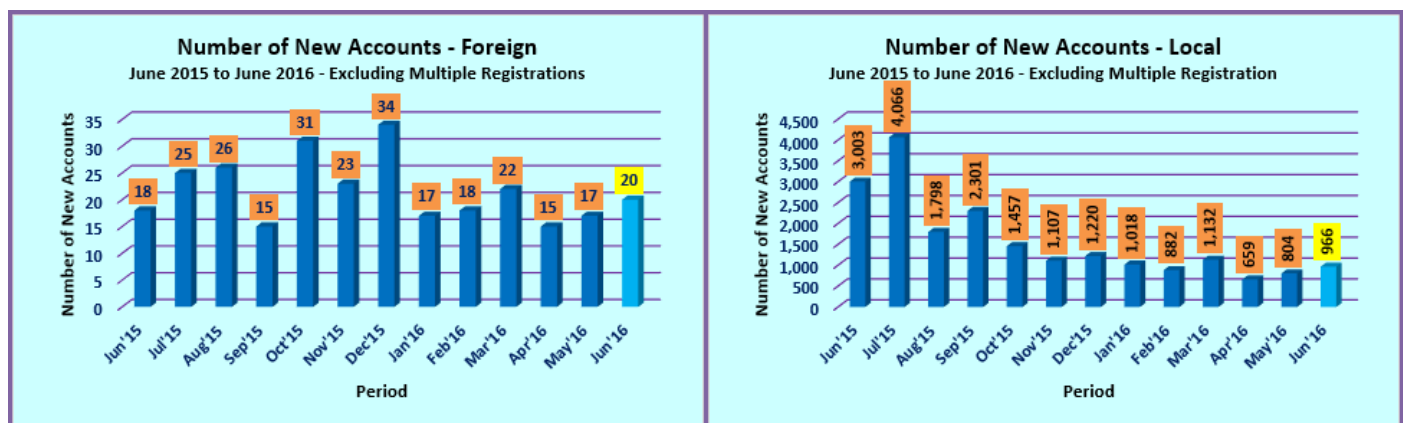
Number of CDS Accounts by Investor Category

De-Mat Accounts in CDS

	Jun-16	May-16	Apr-16	Mar-16	Feb-16	Jan-16	Jun-15
Local Individuals (No.)	587,059	586,134	585,348	584,717	583,619	582,763	570,103
Foreign Individuals (No.)	4,531	4,524	4,515	4,512	4,499	4,491	4,446
Local Companies (No.)	9,259	9,218	9,200	9,172	9,138	9,112	8,805
Foreign Companies (No.)	4,963	4,950	4,942	4,930	4,921	4,911	4,785
Total Excluding Multiple Registrations	605,812	604,826	604,005	603,331	602,177	601,277	588,139
Total De-Mat Accounts Including Multiple Registrations	794,245	792,894	791,761	790,847	789,410	788,270	771,746

De-Mat Account Categories as a Percentage against Total Registrations Excluding Multiple Registrations (%)

	Jun-16	May-16	Apr-16	Mar-16	Feb-16	Jan-16	Jun-15
Local Individuals (No.)	96.90	96.91	96.91	96.91	96.92	96.92	96.93
Foreign Individuals (No.)	0.75	0.75	0.75	0.75	0.75	0.75	0.76
Local Companies (No.)	1.53	1.52	1.52	1.52	1.52	1.52	1.50
Foreign Companies (No.)	0.82	0.82	0.82	0.82	0.82	0.82	0.81
Total Excluding Multiple Registrations	100.00	100.00	100.00	100.00	100.00	100.00	100.00



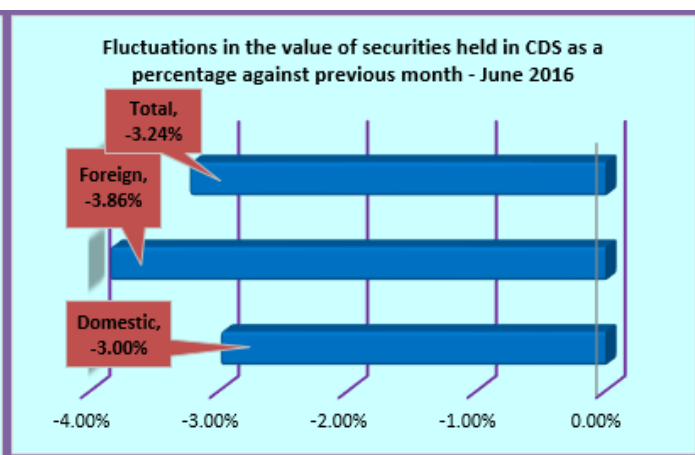
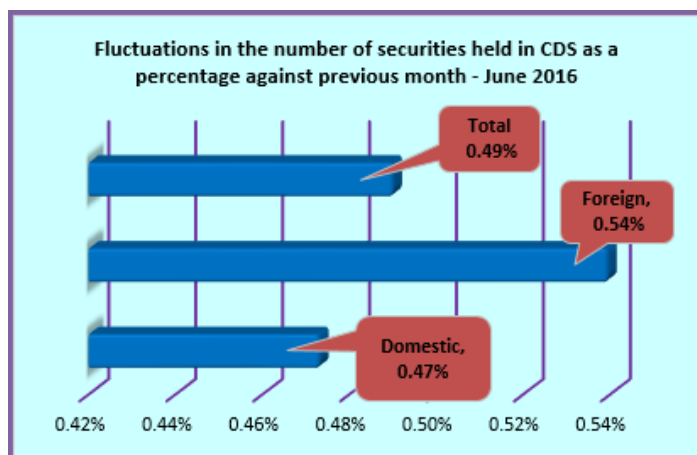
Value & Quantity of the Securities held in the CDS

Securities Held in Custody (Nos.)	Jun-16	May-16	Apr-16	Mar-16	Jun-15
Domestic	61,631,807,705	61,341,599,418	61,285,224,504	61,174,212,570	58,956,950,735
Foreign	21,033,855,149	20,921,010,124	20,932,681,148	20,932,459,413	20,250,828,539
Total	82,665,662,854	82,262,609,542	82,217,905,652	82,106,671,983	79,207,779,274

Comparative Analysis on Fluctuations(Change)	Jun-16	May-16	Apr-16
Domestic	0.47%	0.09%	0.18%
Foreign	0.54%	-0.06%	0.00%
Total	0.49%	0.05%	0.14%

Securities Held in Custody (Rs.)	Jun-16	May-16	Apr-16	Mar-16	Jun-15
Domestic	1,961,175,806,670	2,021,838,553,024	2,026,564,589,212	1,888,374,990,398	2,099,905,341,503
Foreign	752,254,689,529	782,436,306,441	771,526,068,070	725,759,074,780	839,521,991,256
Total	2,713,430,496,200	2,804,274,859,465	2,798,090,657,282	2,614,134,065,178	2,939,427,332,759

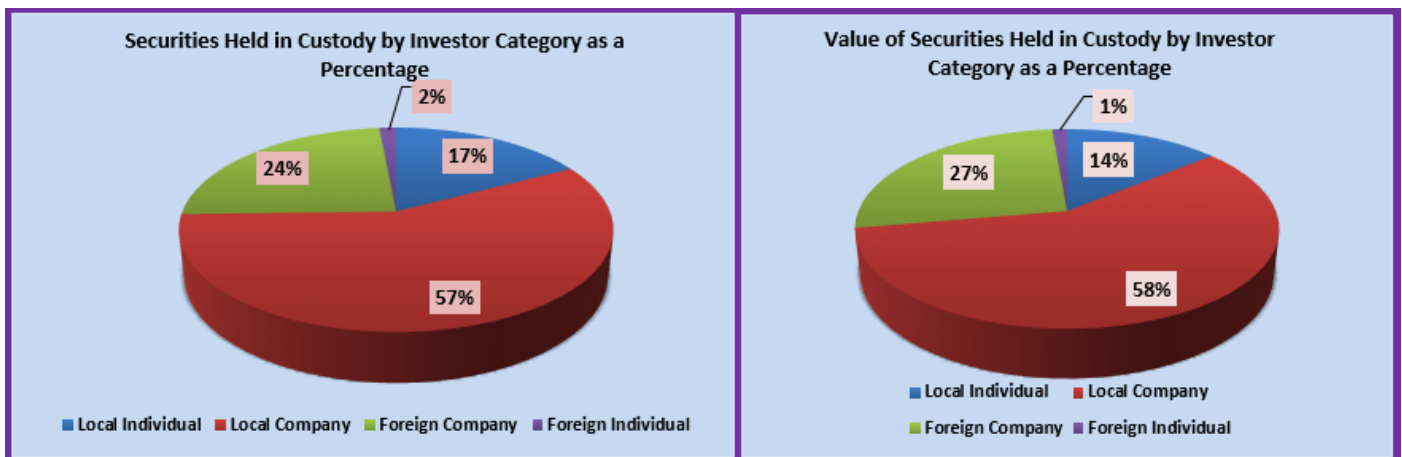
Comparative Analysis on Fluctuations(Change)	Jun-16	May-16	Apr-16
Domestic	-3.00%	-0.23%	7.32%
Foreign	-3.86%	1.41%	6.31%
Total	-3.24%	0.22%	7.04%



Value & Quantity of the Securities held in the CDS by Investor Category June 2016

Investor Category	Equity Holding	Corporate Debt Holding	Total Holding
Local Individual	14,114,720,412	177,394,229	14,292,114,641
Local Company	45,011,291,285	2,328,401,779	47,339,693,064
Foreign Company	19,781,491,241	17,577,133	19,799,068,374
Foreign Individual	1,231,747,936	3,038,839	1,234,786,775
Total	80,139,250,874	2,526,411,980	82,665,662,854

Investor Category	Equity Value	Corporate Debt Value	Total Value
Local Individual	362,312,156,413.40	18,786,570,068.84	381,098,726,482.24
Local Company	1,337,303,277,816.70	242,773,802,371.37	1,580,077,080,188.07
Foreign Company	713,704,693,762.50	1,798,649,541.33	715,503,343,303.83
Foreign Individual	36,423,647,919.80	327,698,306.11	36,751,346,225.91
Total	2,449,743,775,912.40	263,686,720,287.65	2,713,430,496,200.05

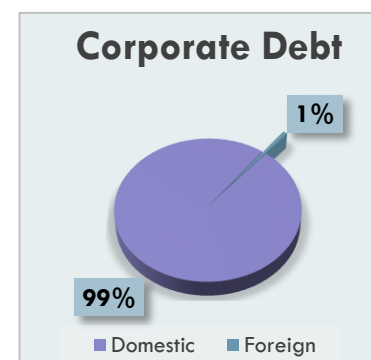
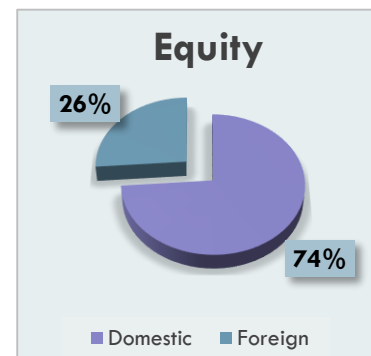
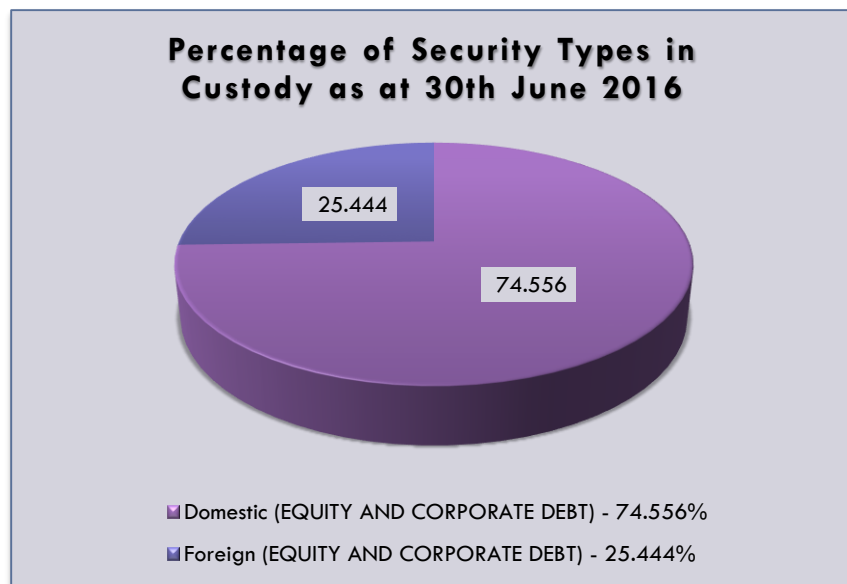


Holdings in CDS as at 30th June 2016

HOLDINGS	Equity	Corporate Debt	Total
Domestic	59,126,011,697	2,505,796,008	61,631,807,705
Foreign	21,013,239,177	20,615,972	21,033,855,149

MARKET VALUE (LKR)	Equity	Corporate Debt	Total
Domestic	1,699,615,434,230	261,560,372,440	1,961,175,806,670
Foreign	750,128,341,682	2,126,347,847	752,254,689,529

	Quantity	Market Value(LKR)
Equity	80,139,250,874	2,449,743,775,912
Debentures	2,526,411,980	263,686,720,288



De-Mat Percentages of Securities

DE-MAT PERCENTAGE FOR EQUITY 95%

DE-MAT PERCENTAGE FOR CORPORATE DEBT 99%

Corporate Actions and New Listings – June 2016

ESOPs	Textured Jersey Lanka PLC (1)	TJL.N0000
	Commercial Bank of PLC (1)	COMB.N0000
	Hatton National Bank PLC (2)	HNB.N0000
		HNB.X0000
Debt IPOs	Hayleys PLC (1)	HAYL.D0386
	Citizens Development Business Finance PLC (2)	CDB.D0387
		CDB.D0388
	Sampath Bank PLC (2)	SAMP.D0389
		SAMP.D0390
	Sub-Divisions	Chevron Lubricants Lanka PLC (1)
John Keells Holdings PLC (2)		JKH.N0000
		JKH.W0023
Scrip Dividends	Sanasa Development Bank PLC (1)	SDB.N0000