

# INFOLINE

Central Depository Systems (Pvt) Ltd.  
Sri Lanka

**May 2016**



Central Depository Systems (Pvt) Limited

**Operational Highlights of  
Central Depository Systems (Pvt) Ltd.  
of Sri Lanka (CDS)**  
(A fully owned subsidiary of Colombo Stock Exchange)

**Tel: 2356456 Fax: 2440396**

**E-mail: [cgs@cse.lk](mailto:cds@cse.lk)**

**Website: [www.cds.lk](http://www.cds.lk)**

## Operational Highlights

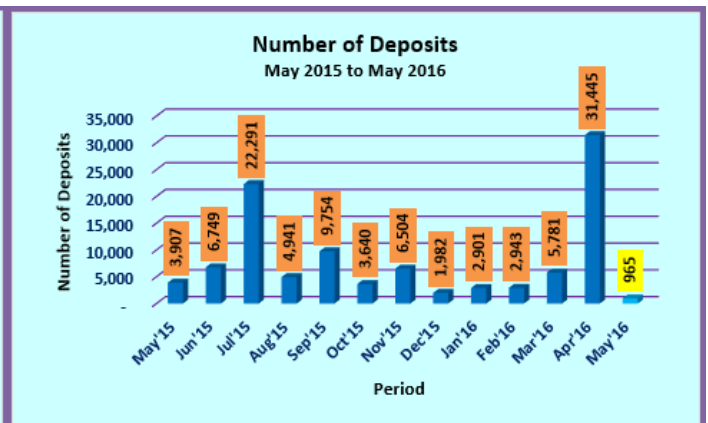
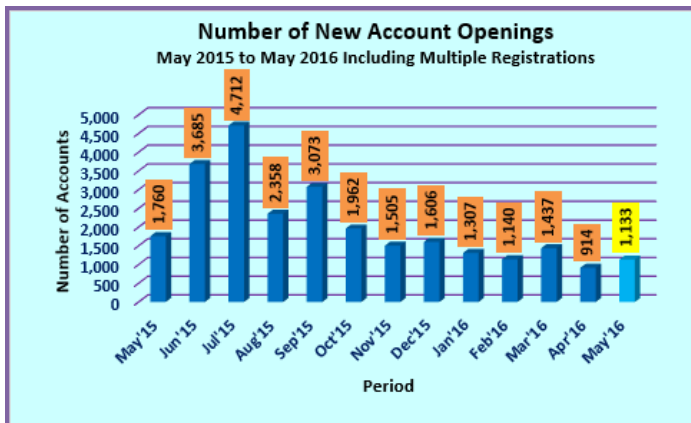
Major Operations	May-16	Apr-16	Mar-16	Feb-16	Jan-16	Dec-15	May-15
New Accounts (No.)	1,133	914	1,437	1,140	1,307	1,606	1,760
Deposits (No.)	965	31,445	5,781	2,943	2,901	1,982	3,907
Withdrawals (No.)	6	3	3	0	1	2	0
Transfers (No.)	2,388	1,803	2,351	1,436	1,747	2,666	2,080
Trades (No.) - Equity	109,940	106,605	83,010	64,658	88,074	61,973	158,055
Trades (No.)-Closed End Funds	92	147	110	36	127	174	51
Market Days (No.)	20	18	20	19	19	21	19
Listed Companies (No.)	294	294	294	295	295	294	297
Participants (No.)	52	52	52	52	52	52	51

❖ Deposits in May 2016 include 607 direct deposits made due to Subdivisions, Right Issues, Initial public Offers and Capitalization of Reserves.

### Comparative analysis on monthly basis

	May 16	Apr 16	Mar 16	Feb 16	Jan 16
New Accounts (No.)	23.96	-36.40	26.05	-12.78	-18.62
Deposits (No.)	-96.93	443.94	96.43	1.45	46.37
Trades (No.) - Equity	3.13	28.42	28.38	-26.59	42.12

	2016	2015
	CUMALATIVE	
	JAN-MAY	
New Accounts (No.)	5,931	8,717
Deposits (No.)	44,035	41,603
Withdrawals (No.)	13	6
Transfers (No.)	9,725	10,250
Trades (No.) - Equity	452,287	646,365
Trades (No.)-Closed End Funds	512	272



eServices Enrollment	As at 31 <sup>st</sup> May 2016	May-16	As at 30th Apr. 2016
SMS	9,025	148	8,877
e-Statements	11,044	339	10,705

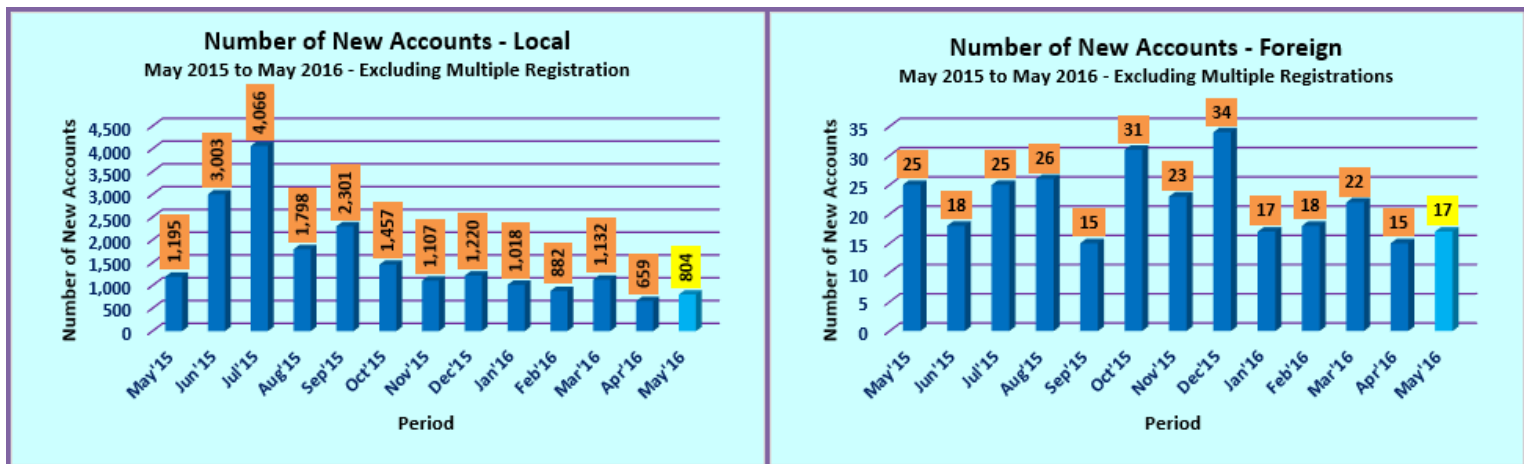
## Number of CDS Accounts by Investor Category

### De-Mat Accounts in CDS

	May-16	Apr-16	Mar-16	Feb-16	Jan-16	Dec-15	May-15
Local Individuals (No.)	586,134	585,348	584,717	583,619	582,763	581,775	567,137
Foreign Individuals (No.)	4,524	4,515	4,512	4,499	4,491	4,486	4,438
Local Companies (No.)	9,218	9,200	9,172	9,138	9,112	9,082	8,768
Foreign Companies (No.)	4,950	4,942	4,930	4,921	4,911	4,899	4,775
<b>Total Excluding Multiple Registrations</b>	<b>604,826</b>	<b>604,005</b>	<b>603,331</b>	<b>602,177</b>	<b>601,277</b>	<b>600,242</b>	<b>585,118</b>
<b>Total De-Mat Accounts Including Multiple Registrations</b>	<b>792,894</b>	<b>791,761</b>	<b>790,847</b>	<b>789,410</b>	<b>788,270</b>	<b>786,963</b>	<b>768,062</b>

### De-Mat Account Categories as a Percentage against Total Registrations Excluding Multiple Registrations (%)

	May-16	Apr-16	Mar-16	Feb-16	Jan-16	Dec-15	May-15
Local Individuals (No.)	96.91	96.91	96.91	96.92	96.92	96.92	96.93
Foreign Individuals (No.)	0.75	0.75	0.75	0.75	0.75	0.75	0.76
Local Companies (No.)	1.52	1.52	1.52	1.52	1.52	1.51	1.50
Foreign Companies (No.)	0.82	0.82	0.82	0.82	0.82	0.82	0.82
<b>Total Excluding Multiple Registrations</b>	<b>100.00</b>	<b>100.00</b>	<b>100.00</b>	<b>100.00</b>	<b>100.00</b>	<b>100.00</b>	<b>100.00</b>



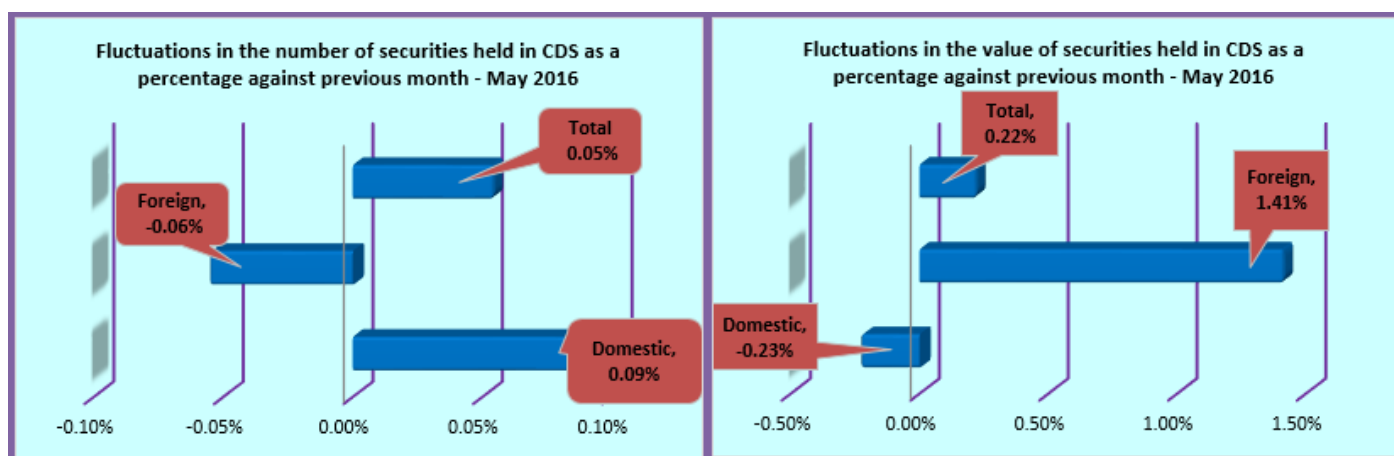
## Value & Quantity of the Securities held in the CDS

Securities Held in Custody (Nos.)	May-16	Apr-16	Mar-16	Feb-16	May-15
Domestic	61,341,599,418	61,285,224,504	61,174,212,570	58,488,395,401	58,667,184,023
Foreign	20,921,010,124	20,932,681,148	20,932,459,413	22,967,665,701	20,183,963,972
<b>Total</b>	<b>82,262,609,542</b>	<b>82,217,905,652</b>	<b>82,106,671,983</b>	<b>81,456,061,102</b>	<b>78,851,147,995</b>

Comparative Analysis on Fluctuations(Change)	May-16	Apr-16	Mar-16
Domestic	0.09%	0.18%	4.59%
Foreign	-0.06%	0.00%	-8.86%
<b>Total</b>	<b>0.05%</b>	<b>0.14%</b>	<b>0.80%</b>

Securities Held in Custody (Rs.)	May-16	Apr-16	Mar-16	Feb-16	May-15
Domestic	2,021,838,553,024	2,026,564,589,212	1,888,374,990,398	1,689,991,316,046	2,125,705,436,615
Foreign	782,436,306,441	771,526,068,070	725,759,074,780	966,868,387,048	865,275,156,179
<b>Total</b>	<b>2,804,274,859,465</b>	<b>2,798,090,657,282</b>	<b>2,614,134,065,178</b>	<b>2,656,859,703,094</b>	<b>2,990,980,592,794</b>

Comparative Analysis on Fluctuations(Change)	May-16	Apr-16	Mar-16
Domestic	-0.23%	7.32%	11.74%
Foreign	1.41%	6.31%	-24.94%
<b>Total</b>	<b>0.22%</b>	<b>7.04%</b>	<b>-1.61%</b>

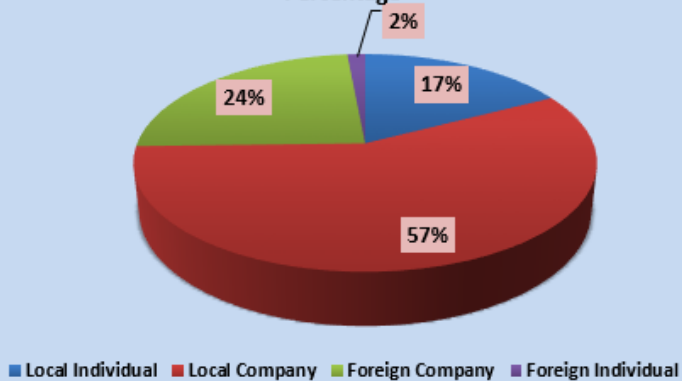


## Value & Quantity of the Securities held in the CDS by Investor Category May 2016

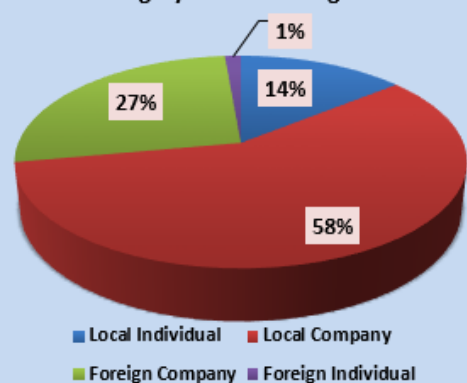
Investor Category	Equity Holding	Corporate Debt Holding	Total Holding
Local Individual	14,051,042,488	167,517,718	14,218,560,206
Local Company	44,871,626,017	2,251,413,195	47,123,039,212
Foreign Company	19,681,377,897	17,577,133	19,698,955,030
Foreign Individual	1,219,061,755	2,993,339	1,222,055,094
<b>Total</b>	<b>79,823,108,157</b>	<b>2,439,501,385</b>	<b>82,262,609,542</b>

Investor Category	Equity Value	Corporate Debt Value	Total Value
Local Individual	379,548,046,934.80	17,833,911,347.30	397,381,958,282.10
Local Company	1,388,422,408,665.50	236,034,186,076.64	1,624,456,594,742.14
Foreign Company	742,588,812,611.70	1,798,649,541.33	744,387,462,153.03
Foreign Individual	37,725,728,410.60	323,115,877.61	38,048,844,288.21
<b>Total</b>	<b>2,548,284,996,622.60</b>	<b>255,989,862,842.88</b>	<b>2,804,274,859,465.48</b>

Securities Held in Custody by Investor Category as a Percentage



Value of Securities Held in Custody by Investor Category as a Percentage

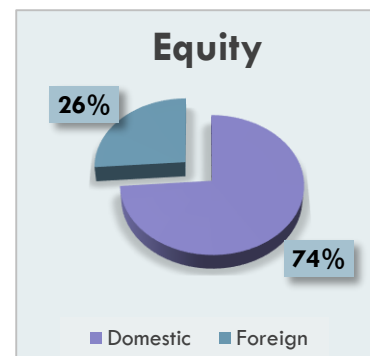
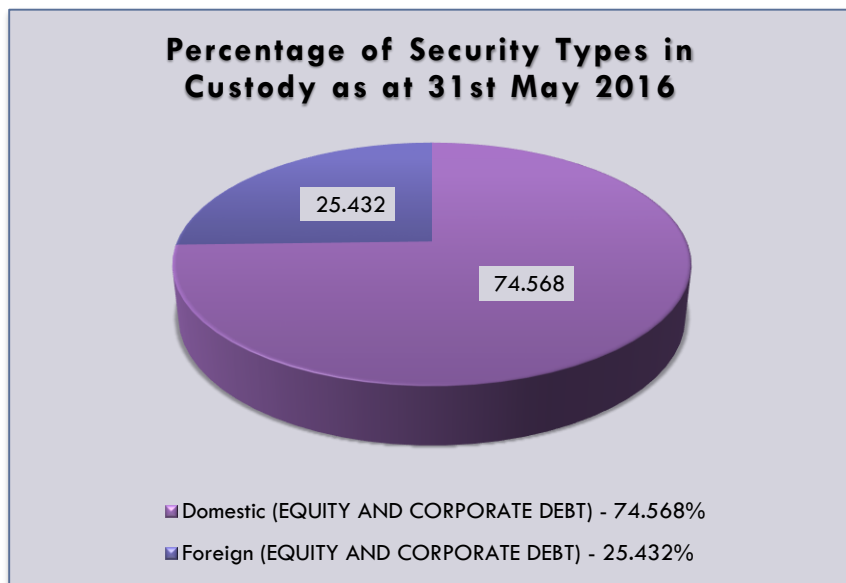


## Holdings in CDS as at 31<sup>st</sup> May 2016

HOLDINGS	Equity	Corporate Debt	Total
Domestic	58,922,668,505	2,418,930,913	61,341,599,418
Foreign	20,900,439,652	20,570,472	20,921,010,124

MARKET VALUE	Equity	Corporate Debt	Total
Domestic	1,767,970,455,600	253,868,097,424	2,021,838,553,024
Foreign	780,314,541,022	2,121,765,419	782,436,306,441

	Quantity	Market Value(LKR)
Equity	79,823,108,157	2,548,284,996,622
Debentures	2,439,501,385	255,989,862,843



### De-Mat Percentages of Securities

DE-MAT PERCENTAGE FOR EQUITY	95%
DE-MAT PERCENTAGE FOR CORPORATE DEBT	99%

## Corporate Actions and New Listings

Number of Corporate Actions and New Listings – May 2016		
ESOPs	Hatton National Bank PLC (2)	HNB.N0000
		HNB.X0000
	Commercial Bank of Ceylon PLC (2)	COMB.N0000
Rights Issues	Abans Finance PLC (1)	AFSL.N0000
	Eden Hotel Lanka PLC (1)	EDEN.N0000