

MONTHLY REVIEW: APRIL '12

NEW LISTINGS – IPO

MACKWOODS ENERGY LIMITED

The shares of the above Company were listed on the Diri Savi Board of the CSE and was classified under the Power and Energy sector.

SECURITY	ISIN	QUANTITY
MEL-N-0000	LK0410N00007	100,000,000

SCRIP DIVIDENDS LISTED

HATTON NATIONAL BANK PLC

Pursuant to the allotment of new shares on 30th March 2012, the ordinary voting shares of the Bank have been indexed on 2nd April 2012.

COMMERCIAL BANK PLC

Pursuant to the allotment of new shares on 30th March 2012, the ordinary voting shares of the Bank have been indexed on 2nd April 2012.

SAMPATH BANK PLC

Pursuant to the allotment of new shares on 30th March 2012, the ordinary voting shares of the Bank have been indexed on 2nd April 2012.

CAPITALIZATION OF RESERVES

COLOMBO DOCKYARD PLC

3,421,853 ordinary voting shares of the company were listed on 2nd April 2012, pursuant to a capitalization of reserves of Rs 34,218,530 in the proportion of 1:20.

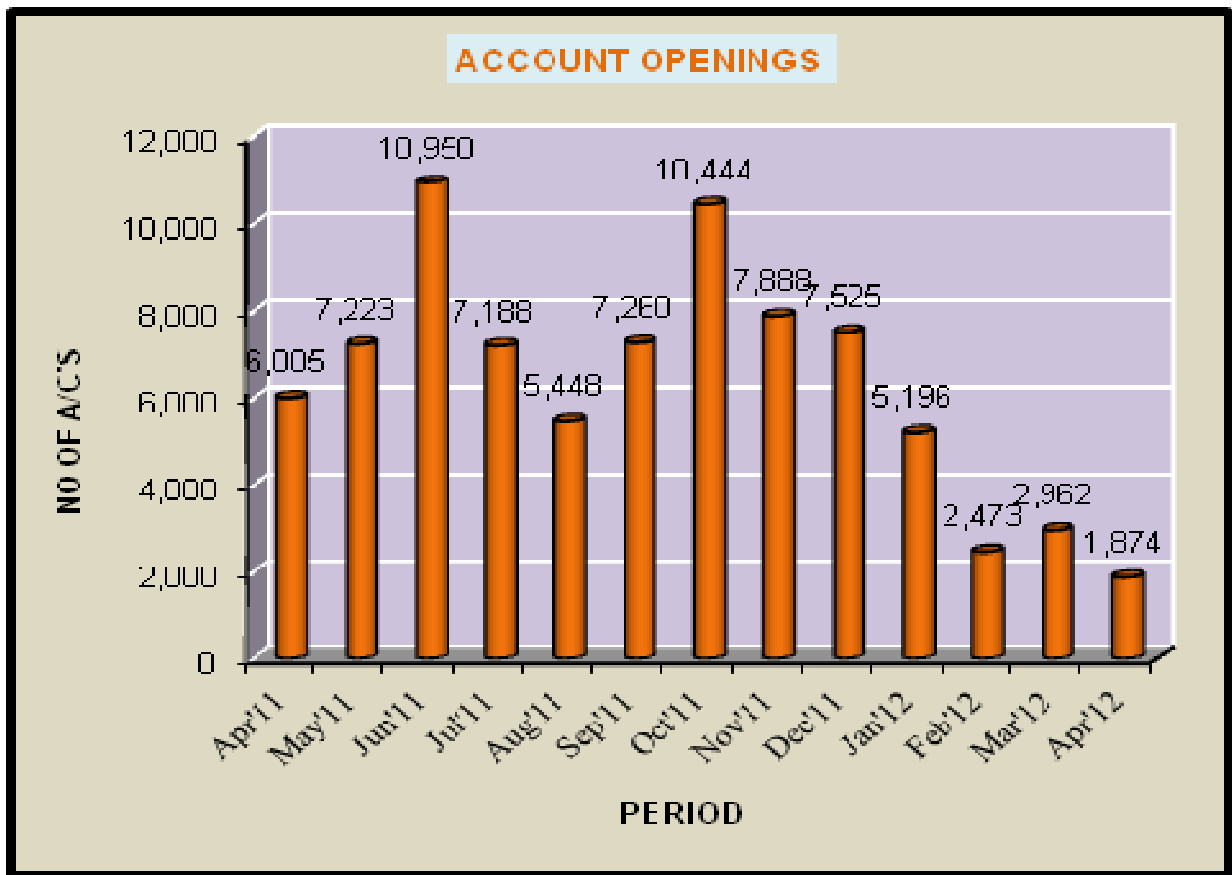
RIGHTS ISSUES LISTED

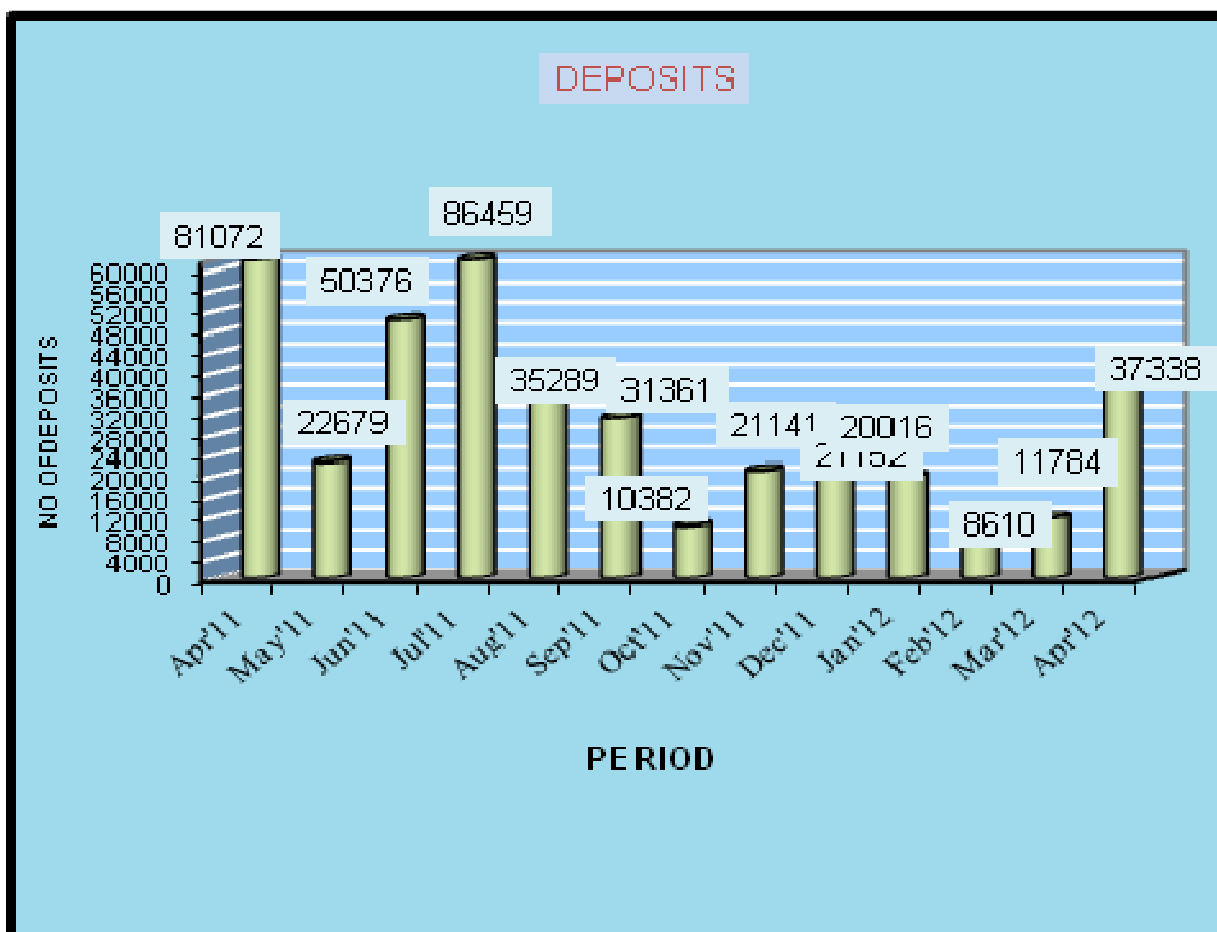
PEGASUS HOTELS PLC

3,039,153 ordinary voting shares of the company were listed on 26th April 2012, pursuant to a rights issue in the proportion of 1:9.

OPERATIONAL HIGHLIGHTS FOR THE MONTH OF MARCH

	2012	2012	2011
	APRIL	MARCH	APRIL
New Accounts (No.)	1,874	2,962	6,005
Deposits (No.)	37338*	11,784*	81072*
Withdrawals (No.)	6	11	20
Transfers (No.)	1,769	2,920	3,808
Trades (No.) - Equity	86,128	113,799	254,386
Trades (No.)-Closed			
End Funds	30	30	307
Market Days (No.)	18	21	17
Listed Companies (No.)	279	278	247
Participants (No.)	46	46	44





* Deposits in April 2012 Includes 34,236 direct deposits made due to Subdivisions, Right Issues, Initial public Offers and Capitalization of Reserves.

** Deposits in March 2012 Includes 6,637 direct deposits made due to Subdivisions, Right Issues, Initial public Offers and Capitalization of Reserves.

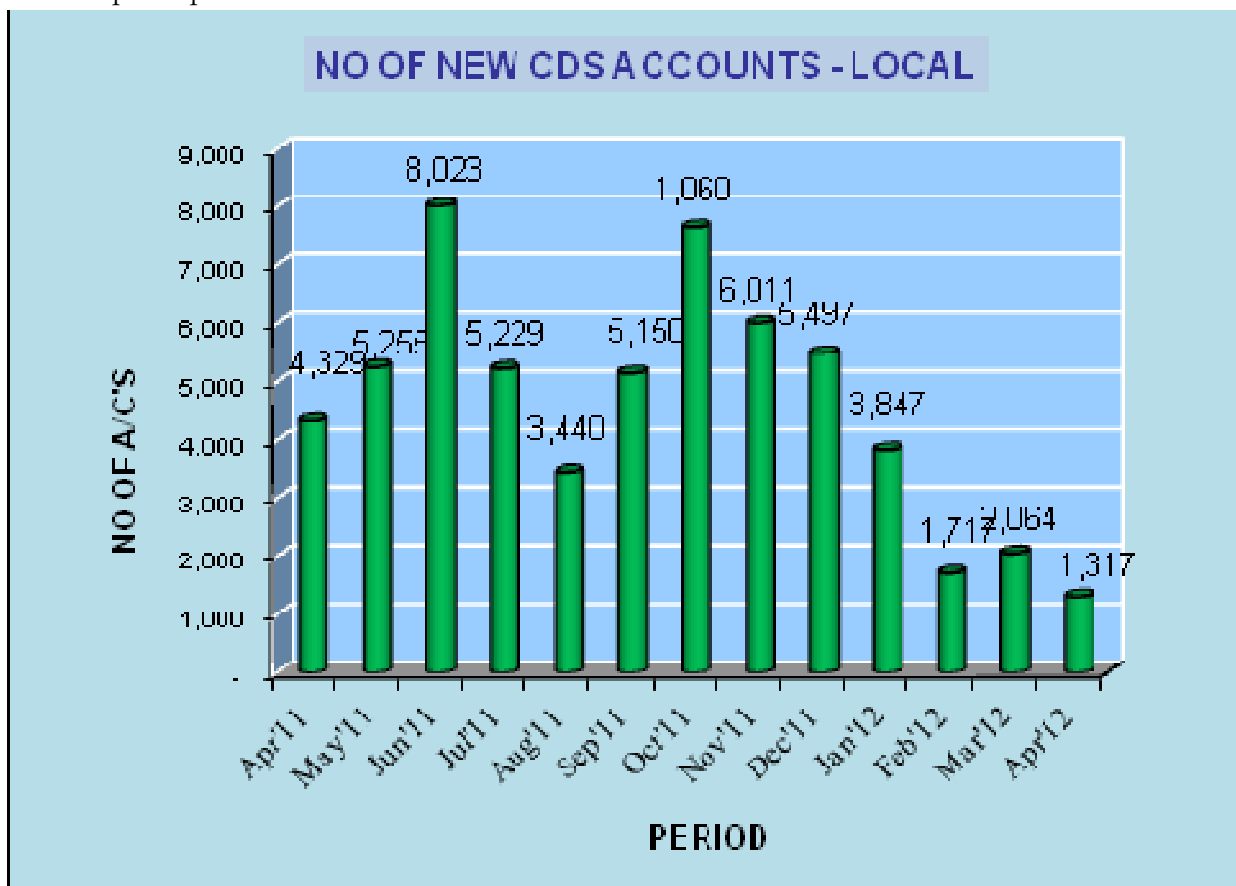
COMPARATIVE ANALYSIS OF CUMULATIVE FIGURES

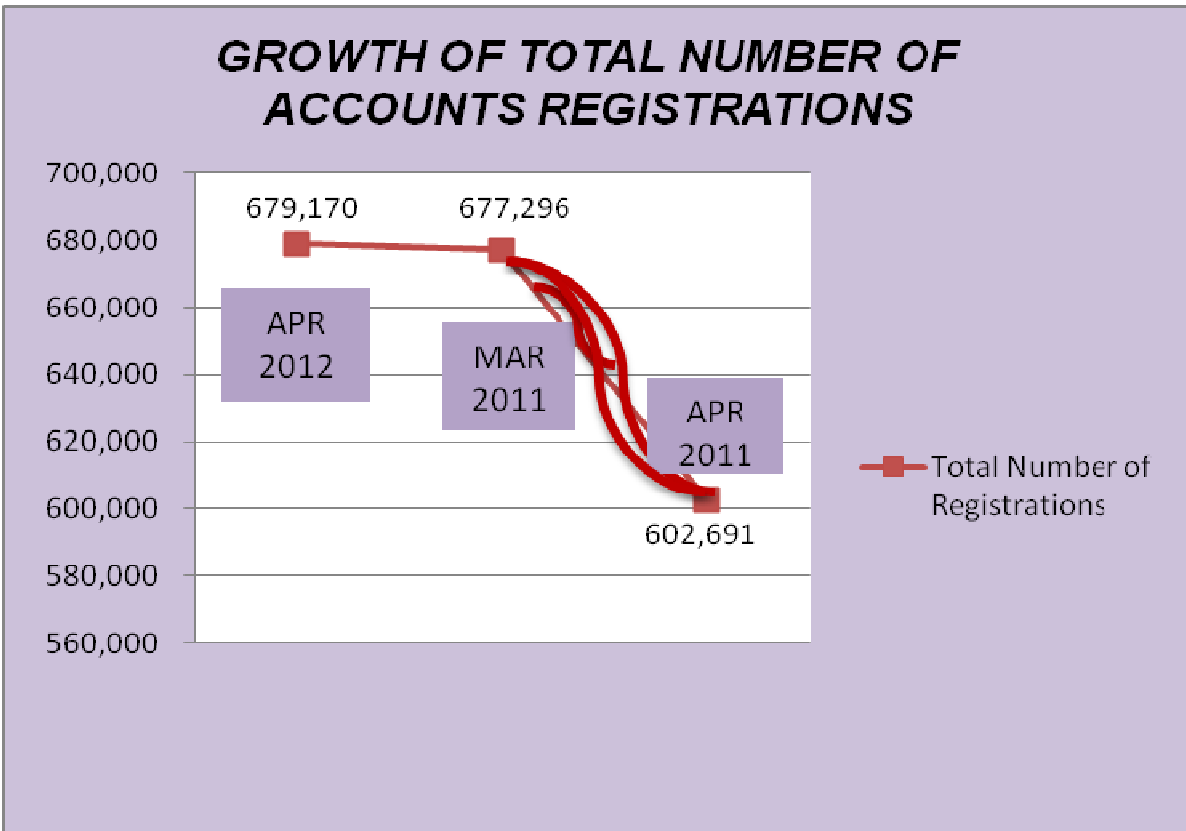
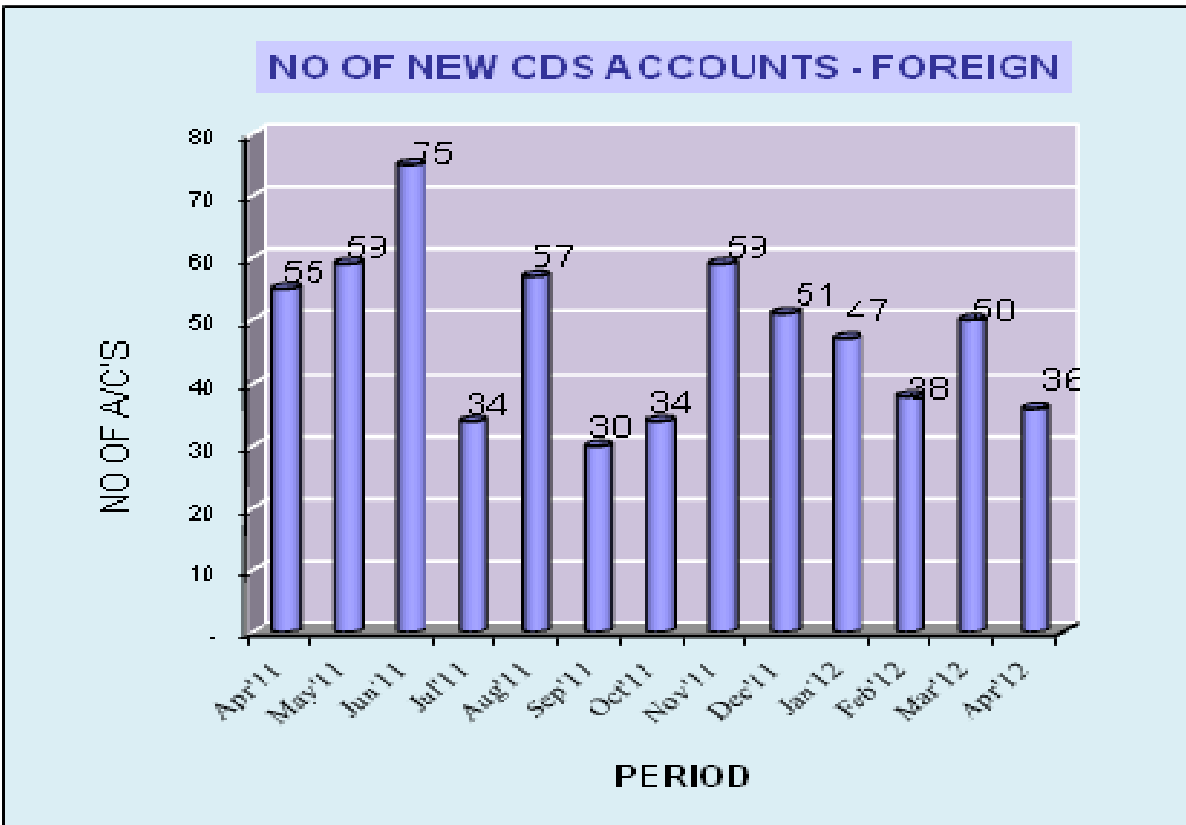
	2012 - 2011 (CUMULATIVE)	
	JAN-APR	
New Accounts (No.)	12,506	48,547
Deposits (No.)	77,748	241,202
Withdrawals (No.)	31	101
Transfers (No.)	10,455	16,086
Trades (No.) - Equity	636,838	1,633,247
Trades (No.)-Closed End Funds	148	1,330

NUMBER OF SECURITIES ACCOUNTS AND CATEGORIES

	Apr-12	Mar-12	Apr-11
Local Individuals (No.)	501,500	500,198	447,202
Foreign Individuals (No.)	3,964	3,946	3,596
Local Companies (No.)	7,500	7,485	6,586
Foreign Companies (No.)	4,166	4,148	3,964
Total	517,130	515,777	461,348

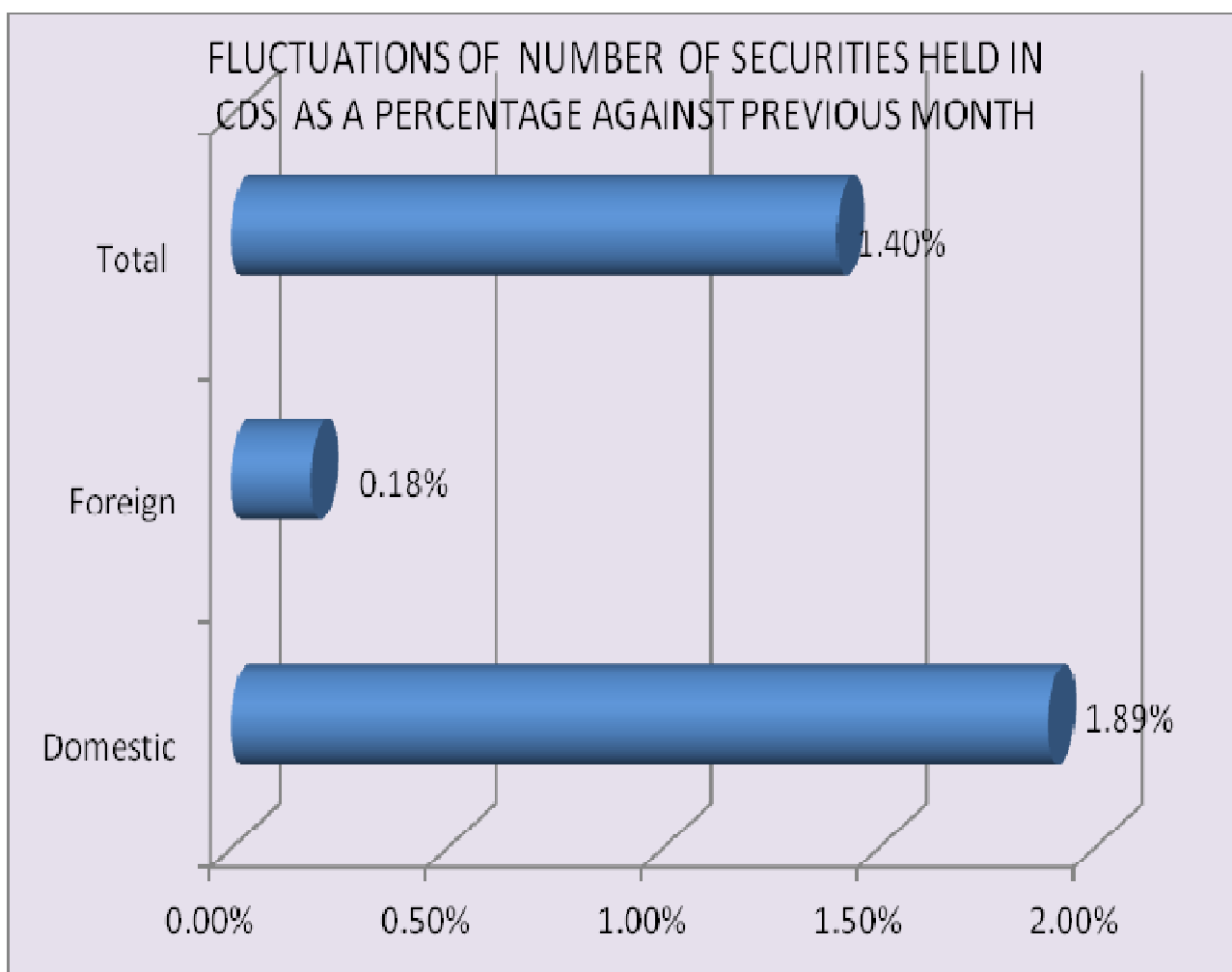
*The above break-up excludes the number of multiple registrations sought by the same client through different participants.





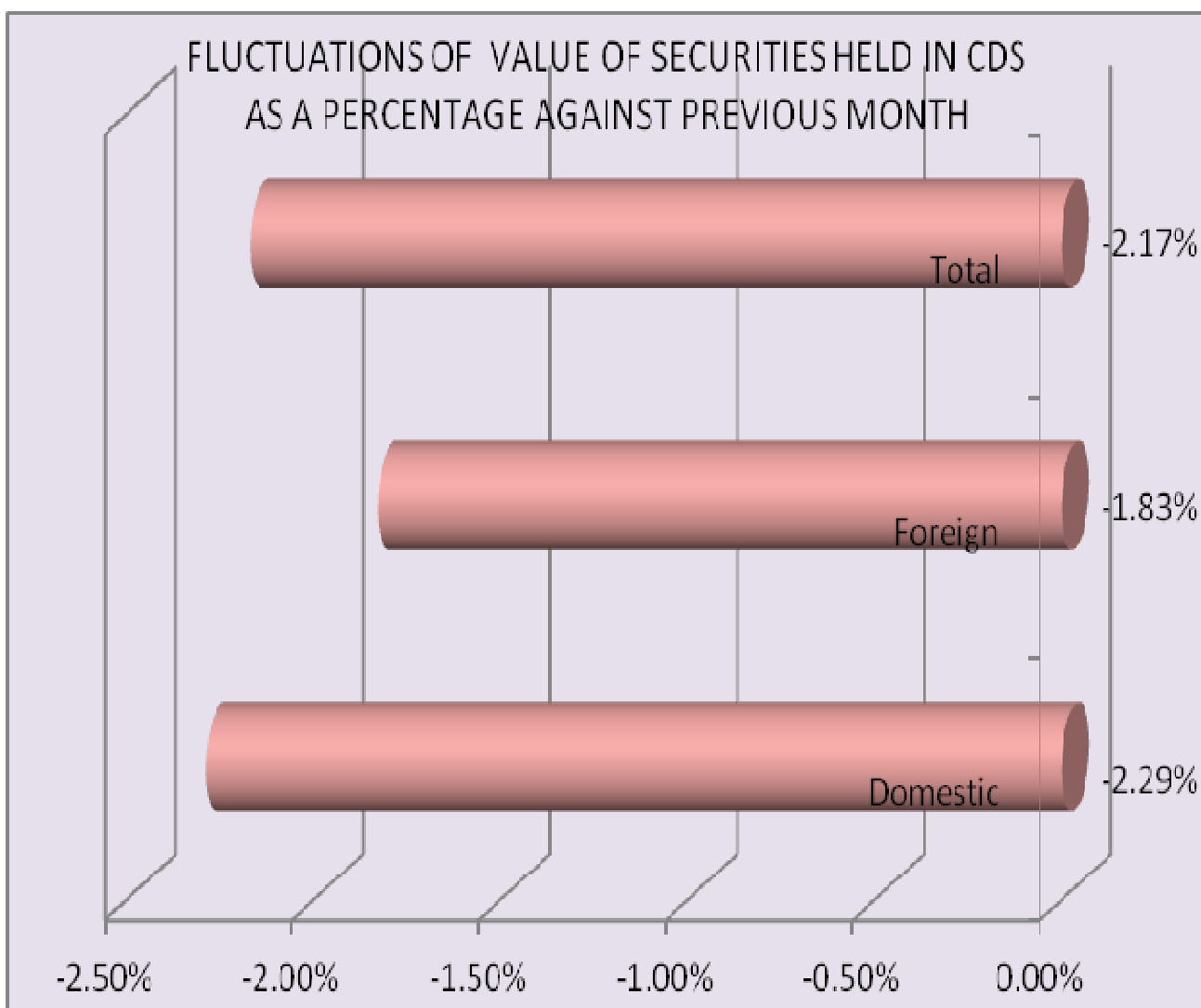
NUMBER OF SECURITIES HELD IN CUSTODY (EQUITY & CORPORATE DEBT)

	Apr-12	% Change	Mar-12	Apr-11
Domestic	40,008,350,325	1.89%	39,264,841,354	19,518,775,161
Foreign	15,793,034,439	0.18%	15,764,023,946	7,481,915,561
Total	55,801,384,764	1.40%	55,028,865,300	27,000,690,722



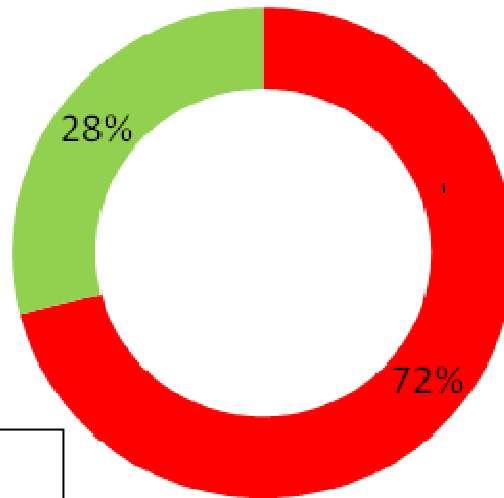
VALUE OF SECURITIES HELD IN CUSTODY (EQUITY & CORPORATE DEBT)

	Apr-12	% Change	Mar-11	Apr-11
Domestic	1,258,947,179,252	-2.29%	1,288,401,536,731	1,069,315,882,008
Foreign	442,005,115,442	-1.83%	450,228,111,843	450,194,674,477
<i>Total</i>	<i>1,700,952,294,694</i>	<i>-2.17%</i>	<i>1,738,629,648,574</i>	<i>1,519,510,556,486</i>



SECURITY WISE BREAKDOWN AS AT 30TH APRIL 2012

NUMBER OF SECURITIES IN CUSTODY AS AT
30TH APRIL 2012



72% - DOMESTIC
28% - FOREIGN
(EQUITY AND CORPORATE DEBT)

	Quantity	Value	Market Capitalization	% Value Held By CDS
Equity	55,553,074,243	1,676,567,943,698	2,016,910,380,321	83%
Debentures	248,310,521	24,384,350,996	38,288,604,461	64%