

The News Letter of Central Depository Systems Sri Lanka  
(A Fully owned subsidiary of Colombo Stock Exchange)

TEL: 2440539, 2446581, And 2440166, FAX: 2440396, 2445279 EMAIL: cds@cse.lk

WEB SITE: [www.cds.lk](http://www.cds.lk)

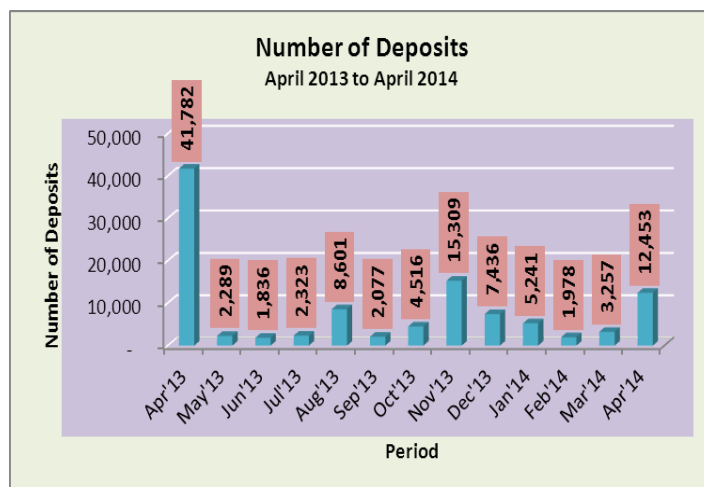
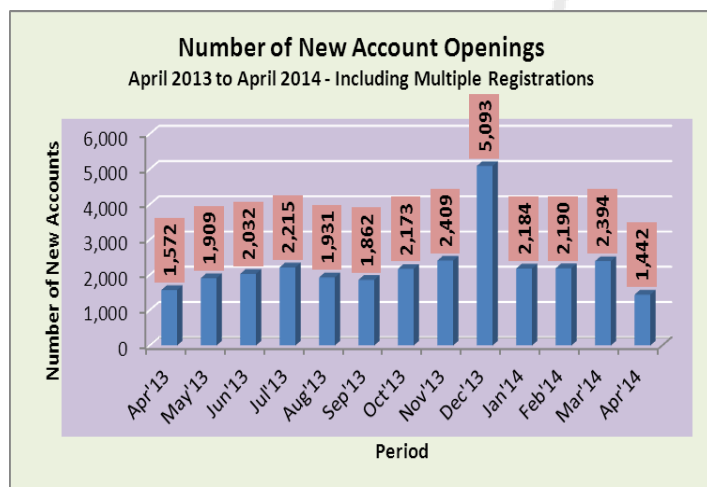
### MONTHLY REVIEW: APRIL '14

Major Operations	Apr-14	Mar-14	Feb-14	Jan-14	Dec-13	Nov-13	Apr-13
New Accounts (No.)	1,442	2,394	2,190	2,184	5,093	2,409	1,572
Deposits (No.)	12,453	3,257	1,978	5,241	7,436	15,309	41,782
Withdrawals (No.)	1	1	0	0	0	2	4
Transfers (No.)	2,248	2,002	1,390	1,370	1,315	1,621	2,113
Trades (No.) - Equity	102,601	79,012	91,147	177,056	75,387	101,443	154,025
Trades (No.)-Closed End Funds	102	58	38	55	19	37	98
Market Days (No.)	19	21	17	20	20	21	20
Listed Companies (No.)	293	293	291	290	289	288	286
Participants (No.)	46	46	46	45	45	45	45

\* Deposits in April 2014 include 11,080 direct deposits made due to Subdivisions, Right Issues, Initial public Offers and Capitalization of Reserves

Major Operations	Apr-14	Mar-14	Feb-14	Jan-14	Dec-13
Comparative analysis on monthly basis	%	%	%	%	%
New Accounts (No.)	-39.77	9.32	0.27	-57.12	111.42
Deposits (No.)	282.35	64.66	-62.26	-29.52	-51.43
Trades (No.) - Equity	29.85	-13.31	-48.52	134.86	-25.69

	2014	2013
	CUMULATIVE	
	JAN-APR	
New Accounts (No.)	8,210	7,984
Deposits (No.)	21,301	53,955
Withdrawals (No.)	2	9
Transfers (No.)	7,010	7,242
Trades (No.) - Equity	449,816	448,814
Trades (No.)-Closed End Funds	253	251



### DE-MAT Accounts in CDS

	Apr-14	Mar-14	Feb-14	Jan-14	Dec-13	Nov-13	Apr-13
Local Individuals (No.)	546,796	545,749	544,039	542,353	540,709	536,256	525,379
Foreign Individuals (No.)	4,325	4,321	4,309	4,303	4,287	4,264	4,191
Local Companies (No.)	8,215	8,186	8,168	8,143	8,133	8,111	7,966
Foreign Companies (No.)	4,561	4,551	4,529	4,512	4,491	4,476	4,353
<b>Total(Excluding Multiple Registrations)</b>	<b>563,897</b>	<b>562,807</b>	<b>561,045</b>	<b>559,311</b>	<b>557,620</b>	<b>553,107</b>	<b>541,889</b>

### Total De-Mat Accounts Including Multiple Registrations

<b>738,256</b>	<b>736,814</b>	<b>734,420</b>	<b>732,230</b>	<b>730,046</b>	<b>724,953</b>	<b>710,422</b>
----------------	----------------	----------------	----------------	----------------	----------------	----------------

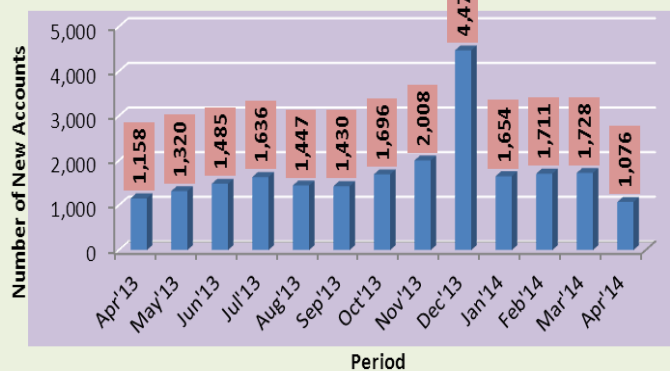
### De-Mat Account Categories

#### As a Percentage against Total Registrations Excluding Multiple Registrations

	Apr-14	Mar-14	Feb-14	Jan-14	Dec-13	Nov-13	Apr-13
	%	%	%	%	%	%	%
Local Individuals (No.)	96.97	96.97	96.97	96.97	96.97	96.95	96.95
Foreign Individuals (No.)	0.77	0.77	0.77	0.77	0.77	0.77	0.77
Local Companies (No.)	1.46	1.45	1.46	1.46	1.46	1.47	1.47
Foreign Companies (No.)	0.81	0.81	0.81	0.81	0.81	0.81	0.80
<b>Total(Excluding Multiple Registrations)</b>	<b>100.00</b>	<b>100.00</b>	<b>100.00</b>	<b>100.00</b>	<b>100.00</b>	<b>100.00</b>	<b>100.00</b>

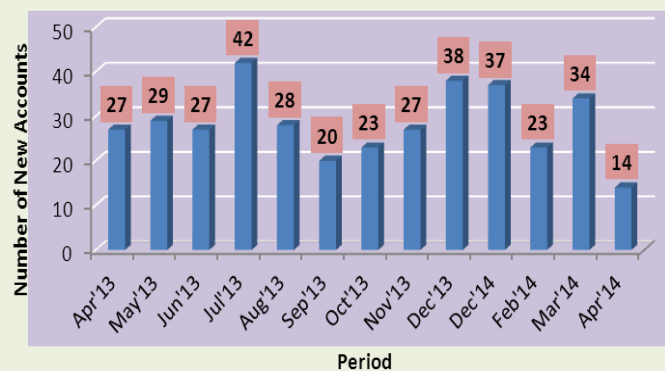
### Number of New Accounts - Local

April 2013 to April 2014 - Excluding Multiple Registrations



### Number of New CDS Accounts - Foreign

April 2013 to April 2014 - Excluding Multiple Registrations



**Custody**  
(Nos.)

	Apr-14	Mar-14	Feb-14	Jan-14	Apr-13
Domestic	54,156,532,484	53,797,093,213	53,695,056,068	53,431,989,473	50,167,979,562
Foreign	17,937,105,420	17,935,200,910	17,882,260,423	18,327,735,674	17,456,659,235
<b>Total</b>	<b>72,093,637,904</b>	<b>71,732,294,123</b>	<b>71,577,316,491</b>	<b>71,759,725,147</b>	<b>67,624,638,797</b>

**Comparative Analysis on Fluctuations(Change)**

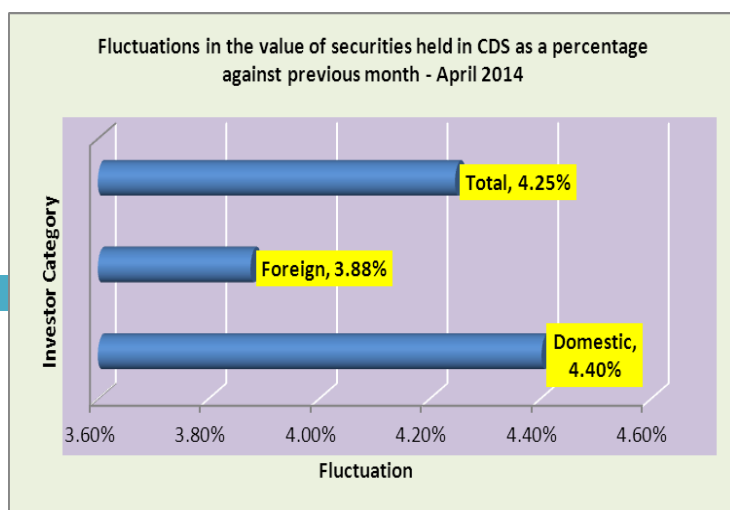
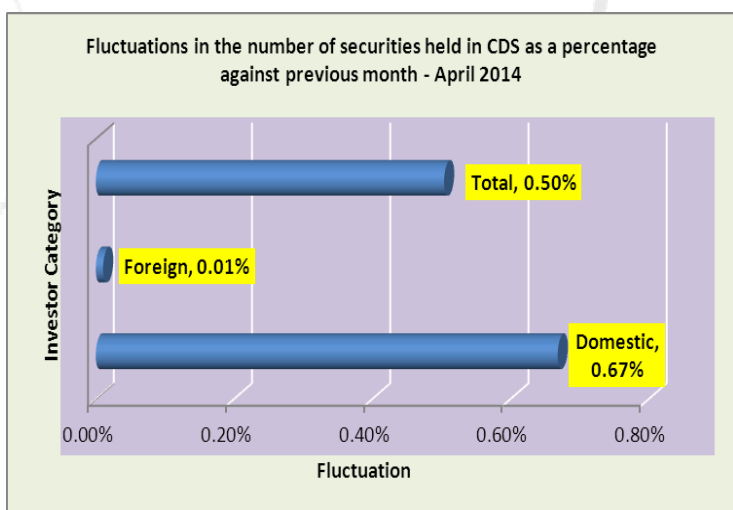
	Apr-14	Mar-14	Feb-14
Domestic	0.67%	0.19%	0.49%
Foreign	0.01%	0.30%	-2.43%
<b>Total</b>	<b>0.50%</b>	<b>0.22%</b>	<b>-0.25%</b>

**Securities Held in Custody**  
(Rs.)

	Apr-14	Mar-14	Feb-14	Jan-14	Apr-13
Domestic	1,707,647,323,703	1,635,640,198,720	1,626,118,513,398	1,679,225,691,405	1,437,463,302,269
Foreign	719,508,836,807	692,660,226,331	681,168,082,457	713,987,645,285	649,967,202,192
<b>Total</b>	<b>2,427,156,160,510</b>	<b>2,328,300,425,052</b>	<b>2,307,286,595,855</b>	<b>2,393,213,336,690</b>	<b>2,087,430,504,461</b>

**Comparative Analysis on Fluctuations(Change)**

	Apr-14	Mar-14	Feb-14
Domestic	4.40%	0.59%	-3.16%
Foreign	3.88%	1.69%	-4.60%
<b>Total</b>	<b>4.25%</b>	<b>0.91%</b>	<b>-3.59%</b>

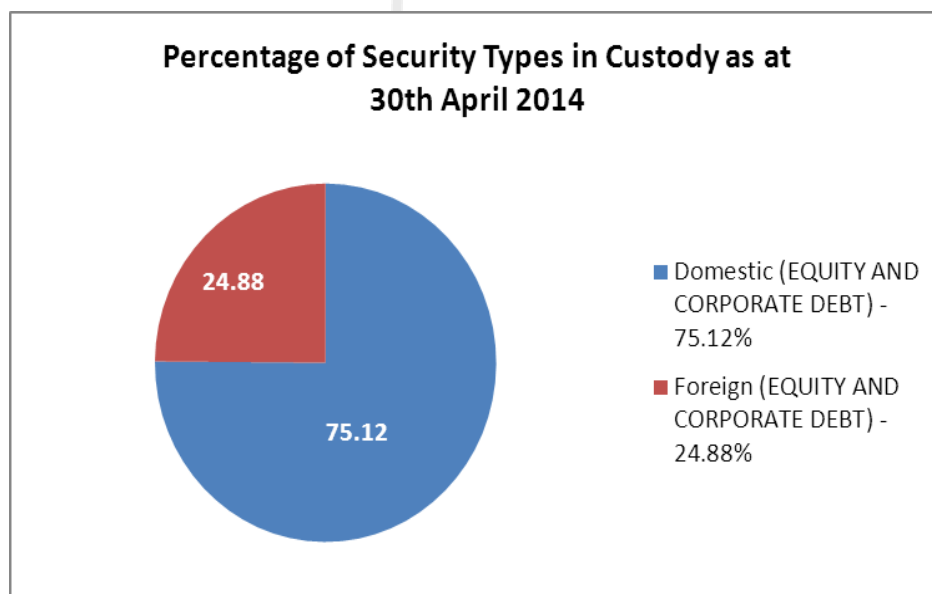




HOLDINGS	Equity	Corporate Debt	Total
Domestics	53,233,435,053	923,097,431	54,156,532,484
Foreign	17,911,369,506	25,735,914	17,937,105,420

MARKET VALUE	Equity	Corporate Debt	Total
Domestic	1,604,023,364,227	103,623,959,476	1,707,647,323,703
Foreign	716,772,401,663	2,736,435,144	719,508,836,807

	Quantity	Market Value(LKR)
Equity	71,144,804,559	2,320,795,765,890
Debentures	948,833,345	106,360,394,620



#### De-Mat Percentages

DE-MAT PERCENTAGE FOR EQUITY 94%

DE-MAT PERCENTAGE FOR CORPORATE DEBT 93%