

**MONTHLY REVIEW: AUGUST'12****LISTING OF SHARES OF RIGHTS ISSUES****SINGER FINANCE (LANKA) PLC**

58,666,667 ordinary shares of the company were listed on 07<sup>th</sup> August 2012 pursuant to an 11:20 rights issue.

**VIDULLANKA PLC**

44,391,593 ordinary shares of the company were listed on 09<sup>th</sup> August 2012 pursuant to an 1:8 rights issue.

**RIGHTS ISSUES DURING THE MONTH****COLOMBO FORT INVESTMENT PLC**

Trading Commences on : 13/08/2012  
Renunciation : 20/08/2012  
Last Date for Payment : 21/08/2012  
Proportion : 3 for 10

**COLOMBO INVESTMENT TRUST PLC**

Trading Commences on : 13/08/2012  
Renunciation : 20/08/2012  
Last Date for Payment : 21/07/2012  
Proportion : 2 for 11

**KEELLS FOOD PRODUCTS PLC**

Trading Commences on : 14/08/2012  
Renunciation : 21/08/2012  
Last Date for Payment : 22/08/2012  
Proportion : 2 for 1

**INFRASTRUCTURE DEVELOPERS PLC**

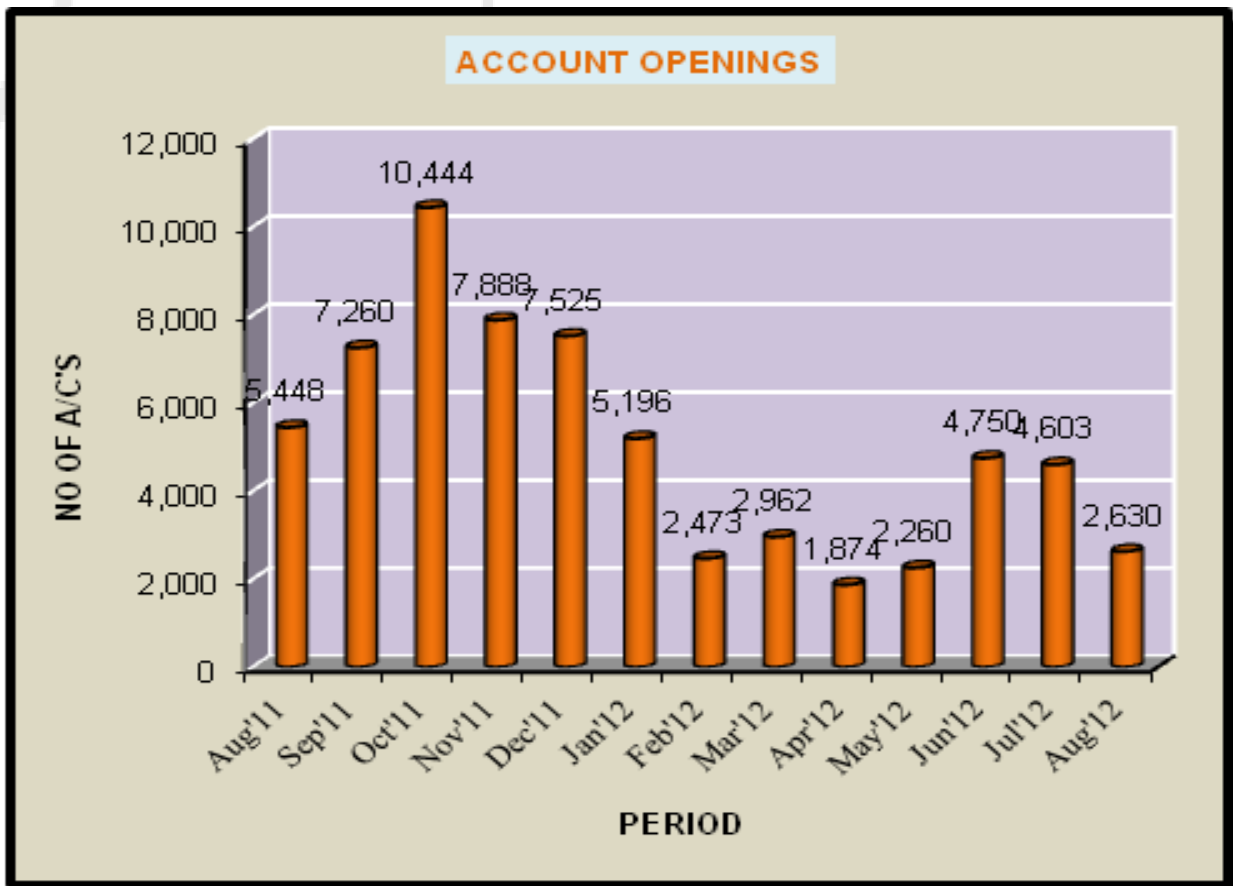
Trading Commences on : 22/08/2012  
Renunciation : 29/08/2012  
Last Date for Payment : 30/08/2012  
Proportion : 1 for 3

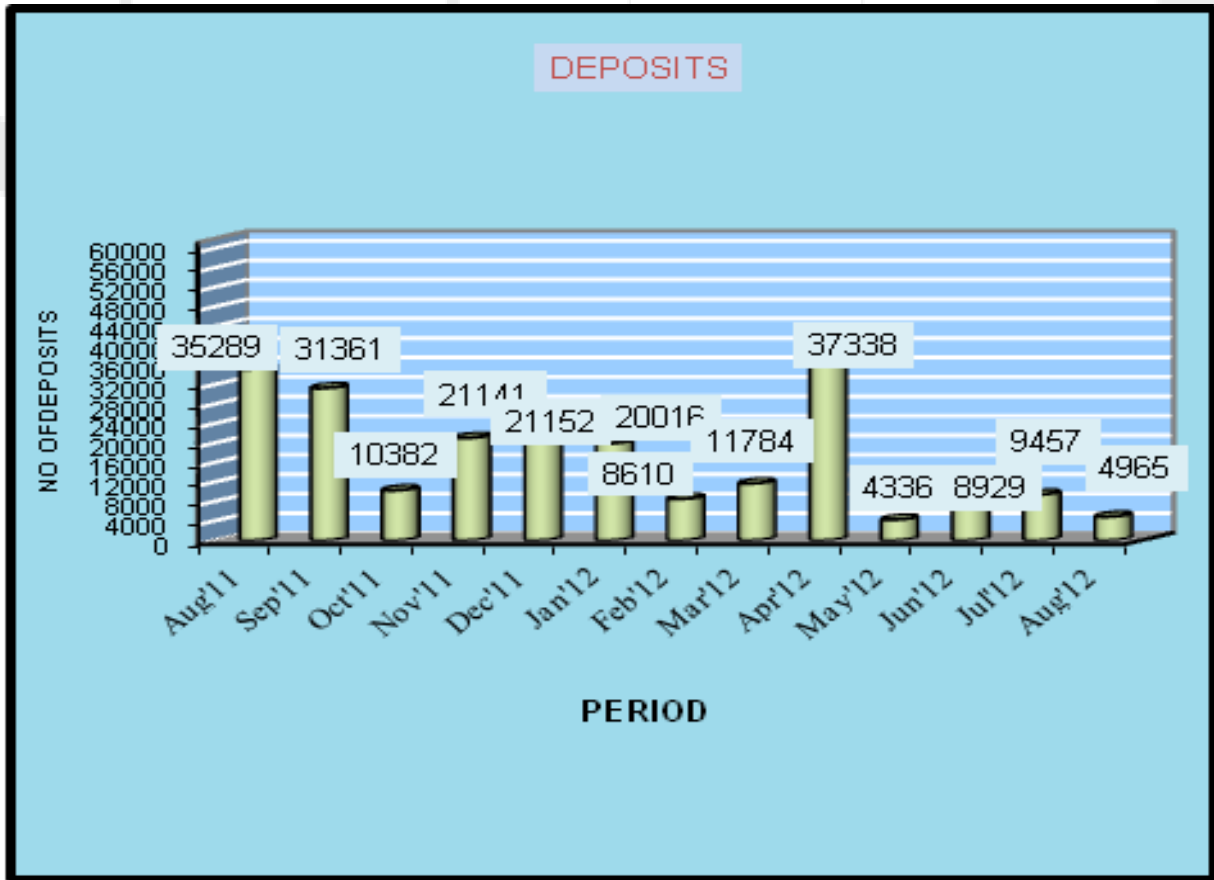
**MANDATORY OFFERS****ODEL PLC**

Offeror : Parkson Retail Asia Limited  
Offer price : 23.50/=

## OPERATIONAL HIGHLIGHTS FOR THE MONTH OF AUGUST

	2012	2012	2011
	AUGUST	JULY	AUGUST
New Accounts (No.)	2,630	4,603	5,448
Deposits (No.)	4965*	9457**	35289
Withdrawals (No.)	2	0	8
Transfers (No.)	2,065	1,847	4,690
Trades (No.) - Equity	139,406	101,993	555,141
Trades (No.)-Closed			235
End Funds	60	23	
Market Days (No.)	21	21	22
Listed Companies (No.)	285	285	266
Participants (No.)	46	46	45





\* Deposits in August 2012 Includes 1,622 direct deposits made due to Subdivisions, Right Issues, Initial public Offers and Capitalization of Reserves.

\*\* Deposits in July 2012 Includes 2,044 direct deposits made due to Subdivisions, Right Issues, Initial public Offers and Capitalization of Reserves.

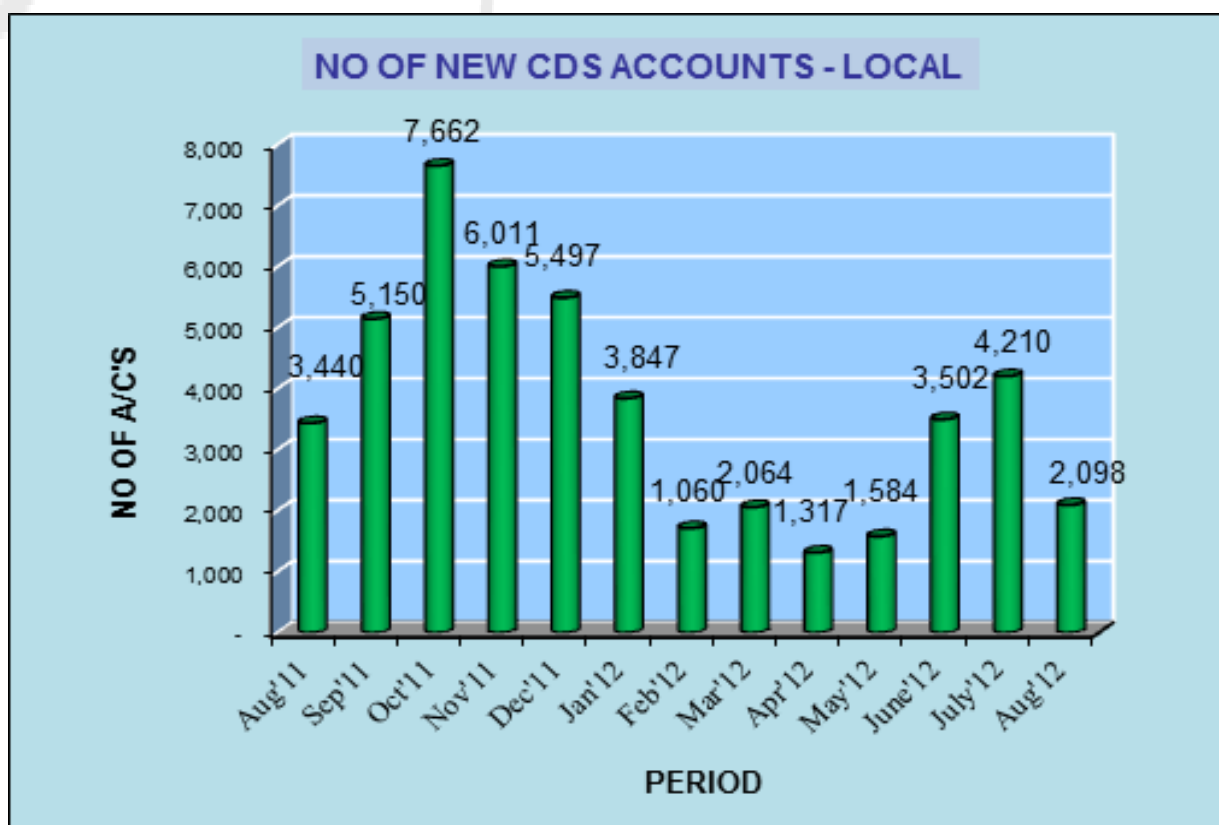
### COMPARATIVE ANALYSIS OF CUMULATIVE FIGURES

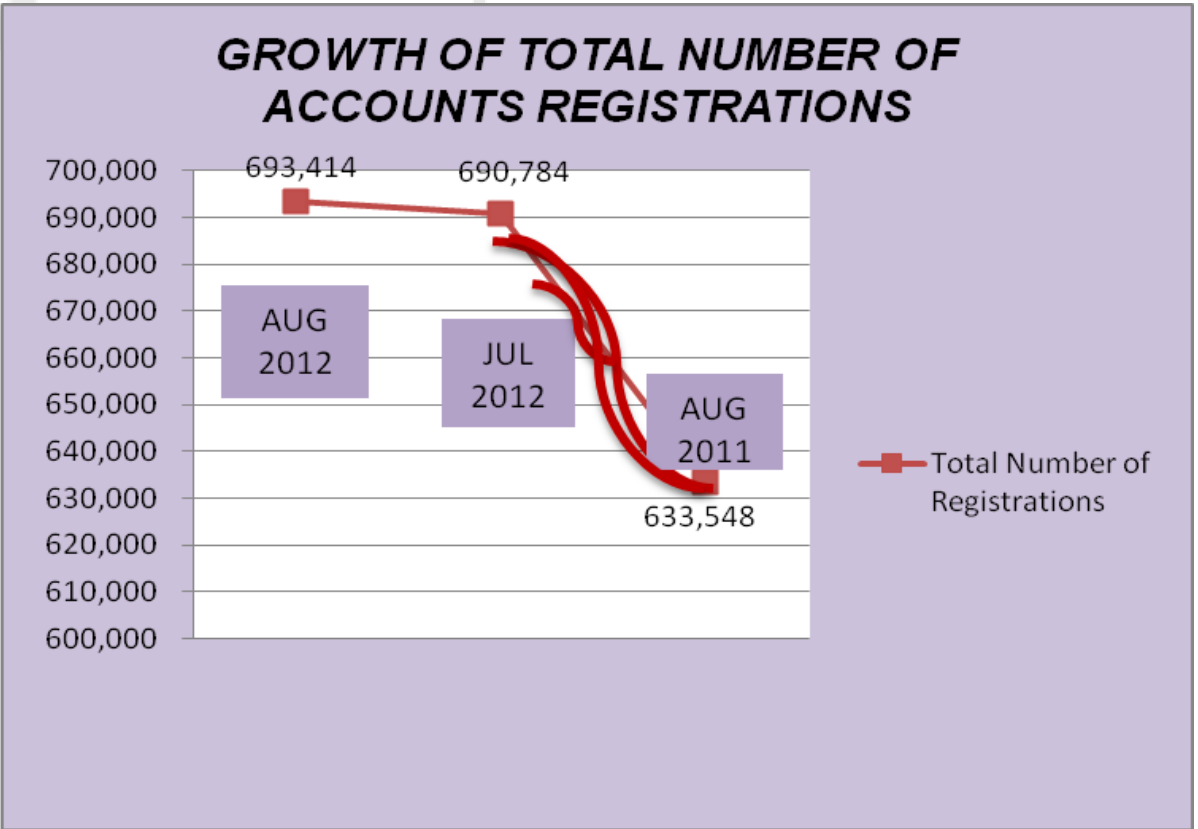
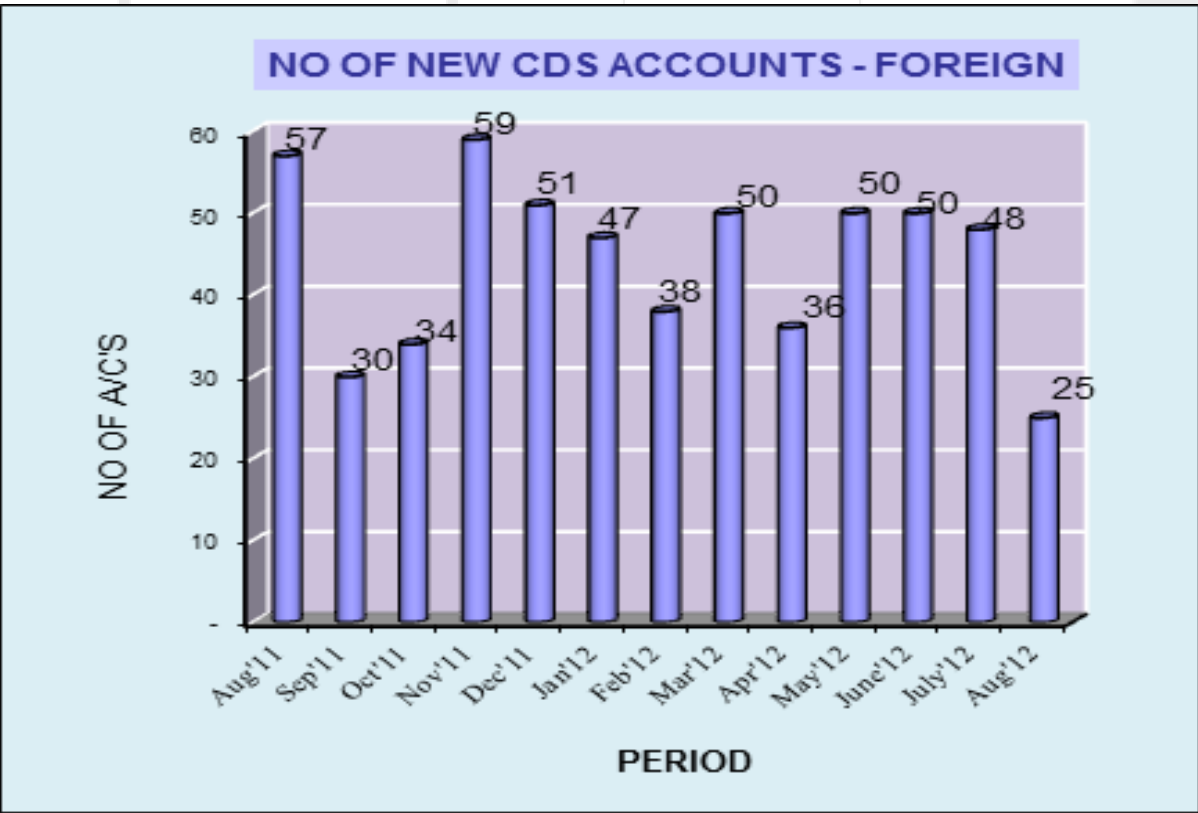
	2012 - 2011 (CUMULATIVE)	
	JAN-AUG	
New Accounts (No.)	26,297	79,356
Deposits (No.)	105,435	436,027
Withdrawals (No.)	35	150
Transfers (No.)	18,544	33,500
Trades (No.) - Equity	1,139,690	3,435,066
Trades (No.)-Closed End Funds	368	2,250

## NUMBER OF SECURITIES ACCOUNTS AND CATEGORIES

	Aug-12	Jun-12	Aug-11
Local Individuals (No.)	512,664	510,617	468,671
Foreign Individuals (No.)	4,068	4,050	3,748
Local Companies (No.)	7,730	7,679	7,064
Foreign Companies (No.)	4,235	4,228	4,037
<i>Total</i>	<i>528,697</i>	<i>526,574</i>	<i>483,520</i>

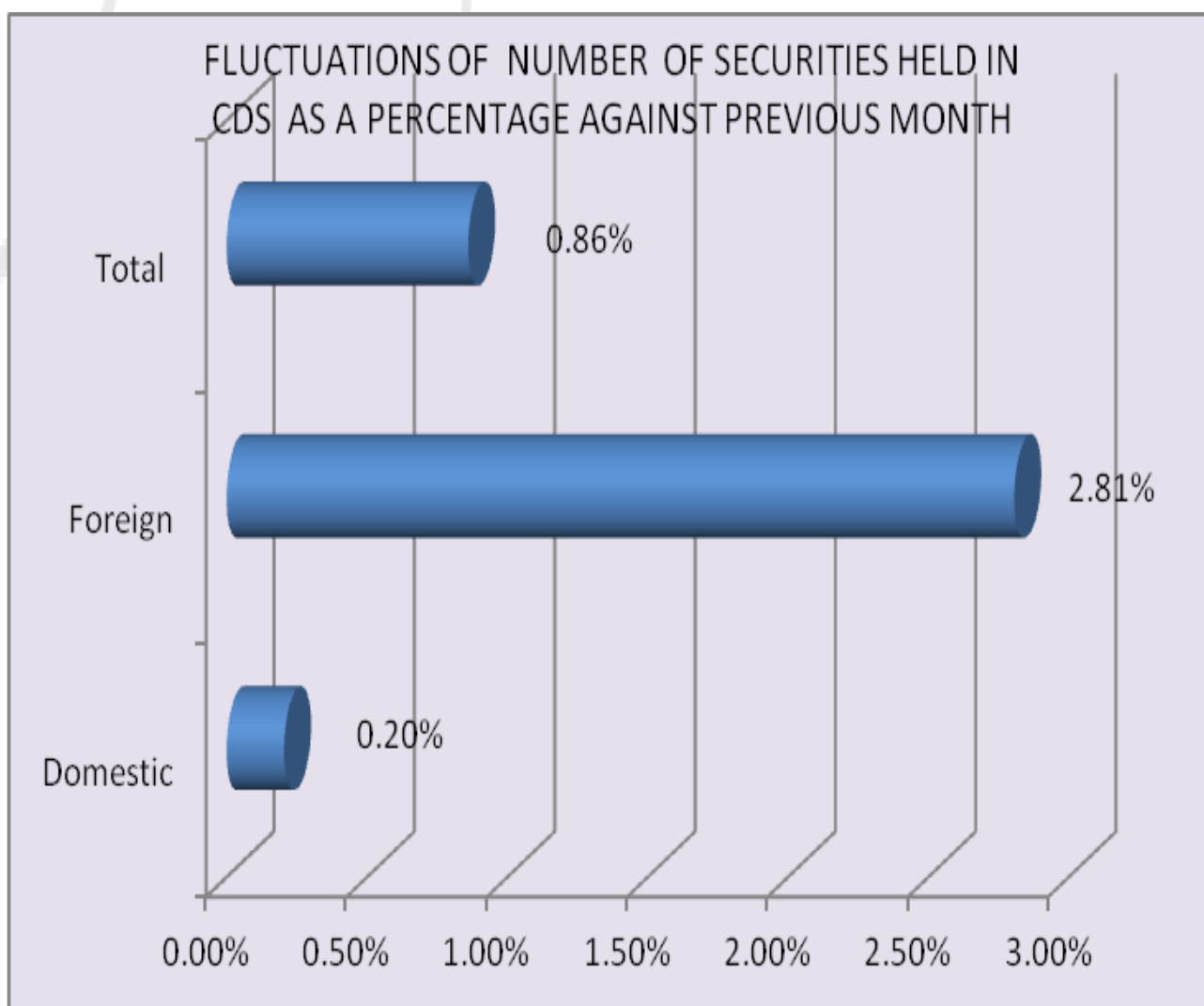
\*The above break-up excludes the number of multiple registrations sought by the same client through different participants.





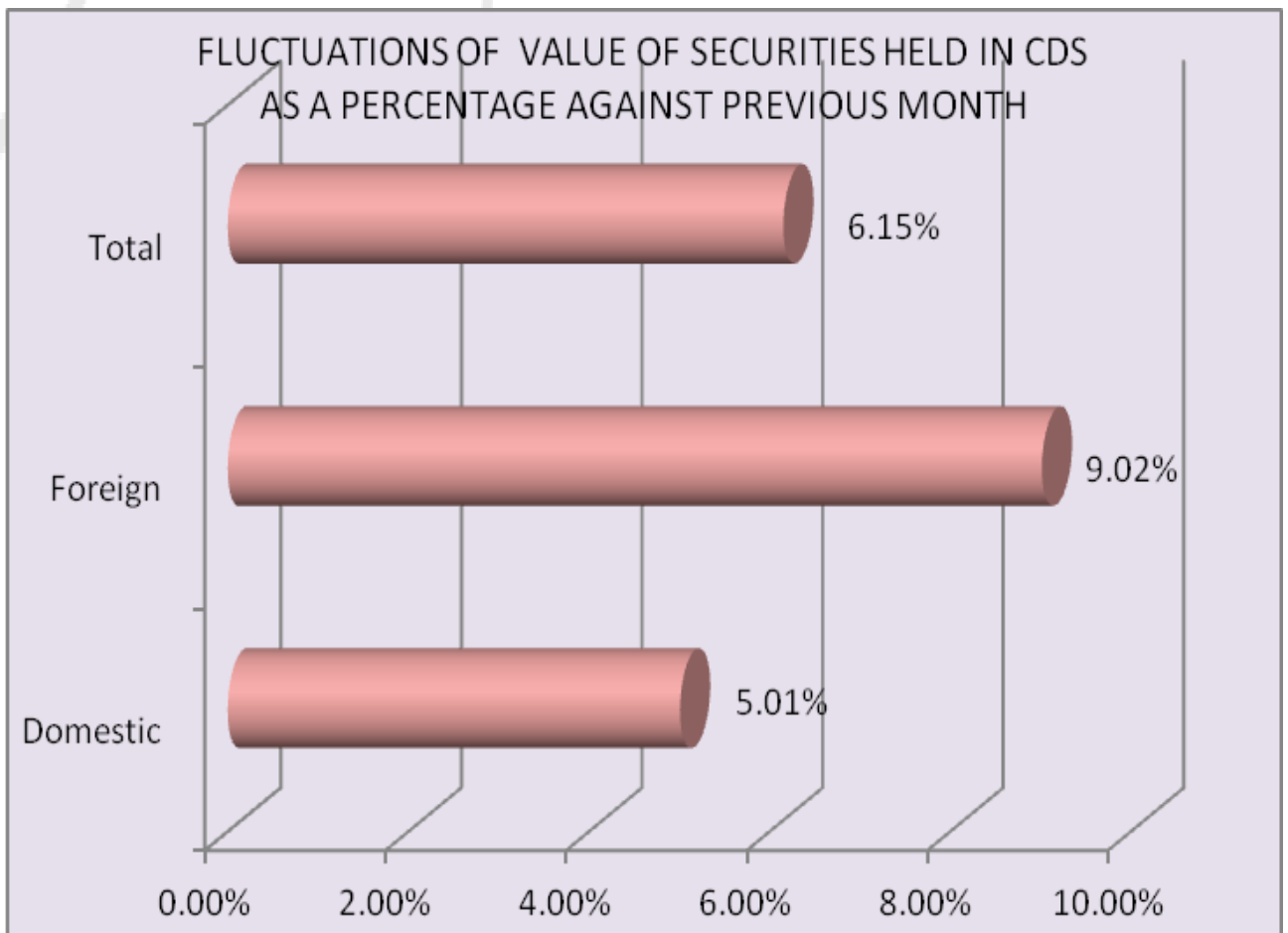
## NUMBER OF SECURITIES HELD IN CUSTODY (EQUITY & CORPORATE DEBT)

	Aug-12	% Change	Jul-12	Aug-11
Domestic	49,311,495,231	0.20%	49,210,826,299	30,320,024,074
Foreign	17,065,391,800	2.81%	16,599,555,694	8,678,059,794
<b>Total</b>	<b>66,376,887,031</b>	<b>0.86%</b>	<b>65,810,381,993</b>	<b>38,998,083,868</b>



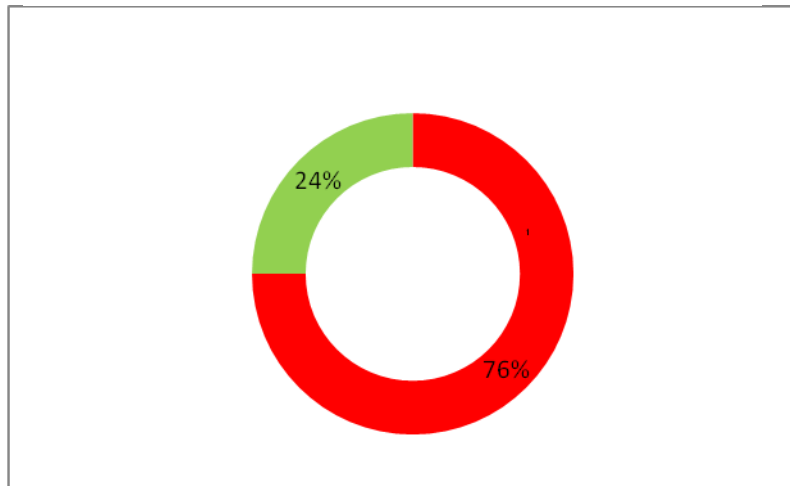
## VALUE OF SECURITIES HELD IN CUSTODY (EQUITY & CORPORATE DEBT)

	Aug-12	% Change	Jul-12	Aug-11
<b>Domestic</b>	1,261,846,393,019	5.01%	1,201,658,186,000	1,150,428,448,505
<b>Foreign</b>	523,171,049,064	9.02%	479,904,146,893	457,006,947,958
<b>Total</b>	<b>1,785,017,442,082</b>	<b>6.15%</b>	<b>1,681,562,332,893</b>	<b>1,607,435,396,463</b>



## SECURITY WISE BREAKDOWN AS AT 30<sup>TH</sup> AUGUST 2012

### NUMBER OF SECURITIES IN CUSTODY AS AT 30<sup>TH</sup> AUGUST 2012



76% - DOMESTIC  
24% - FOREIGN  
(EQUITY AND CORPORATE DEBT)

	Quantity	Value	Market Capitalization	% Value Held By CDS
Equity	66,131,797,810	1,759,091,300,557	1,980,806,422,888	89%
Debentures	245,089,221	25,926,141,525	38,142,450,574	68%