

The News Letter of Central Depository Systems Sri Lanka
(A Fully owned subsidiary of Colombo Stock Exchange)

TEL: 2440539, 2446581, And 2440166, FAX: 2440396, 2445279 EMAIL: cds@cse.lk

WEB SITE: www.cds.lk

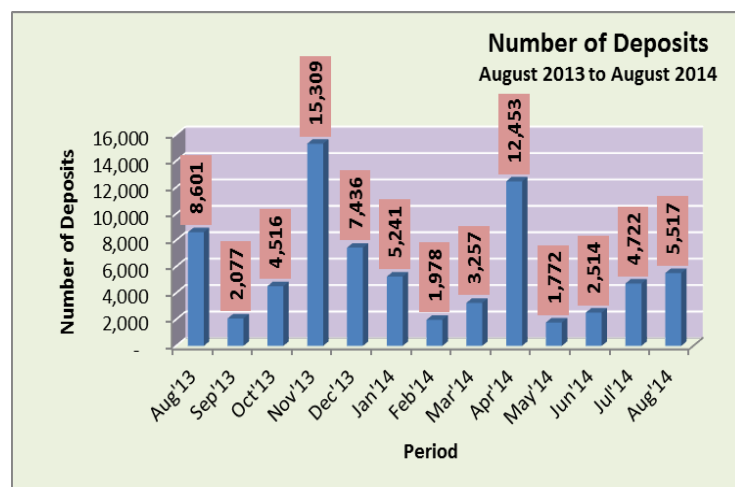
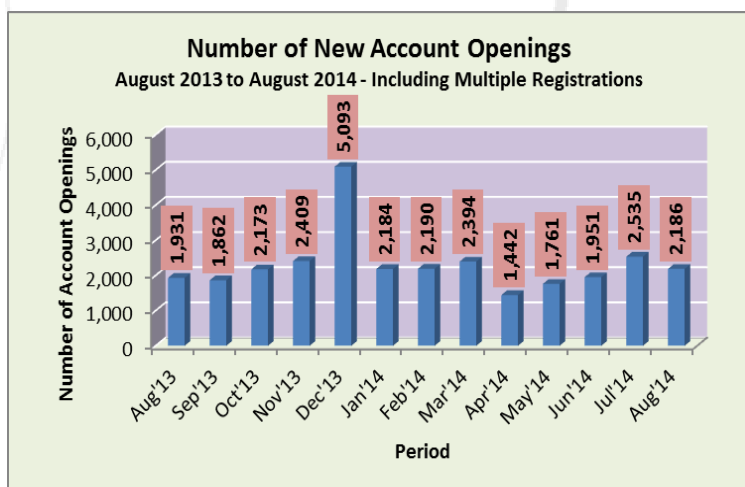
MONTHLY REVIEW: AUGUST'14

Major Operations	Aug-14	Jul-14	Jun-14	May-14	Apr-14	Mar-14	Aug-13
New Accounts (No.)	2,186	2,535	1,951	1,761	1,442	2,394	1,931
Deposits (No.)	5,517*	4,722	2,514	1,772	12,453	3,257	8,601
Withdrawals (No.)	0	0	0	2	1	1	0
Transfers (No.)	2,330	3,185	2,948	2,727	2,248	2,002	2,544
Trades (No.) - Equity	255,768	223,593	127,421	116,771	102,601	79,012	91,461
Trades (No.)-Closed End Funds	68	64	38	91	102	58	71
Market Days (No.)	21	22	20	19	19	21	20
Listed Companies (No.)	295	295	294	293	293	293	288
Participants (No.)	47	47	46	46	46	46	45

* Deposits in August 2014 include 2,806 direct deposits made due to Subdivisions, Right Issues, Initial public Offers and Capitalization of Reserves

Major Operations	Aug-14	Jul-14	Jun-14	May-14	Apr-14
Comparative analysis on monthly basis	%	%	%	%	%
New Accounts (No.)	-13.77	29.93	10.79	22.12	-39.77
Deposits (No.)	16.84	87.83	41.87	-85.77	282.35
Trades (No.) - Equity	14.39	75.48	9.12	13.81	29.85

	2014	2013
	CUMALATIVE	
	JAN-AUG	
New Accounts (No.)	16,643	16,071
Deposits (No.)	35,826	69,004
Withdrawals (No.)	4	11
Transfers (No.)	18,200	17,152
Trades (No.) - Equity	1,172,964	973,472
Trades (No.)-Closed End Funds	514	750



DE-MAT Accounts in CDS

	Aug-14	Jul-14	Jun-14	May-14	Apr-14	Mar-14	Aug-13
Local Individuals (No.)	552,901	551,367	549,510	548,053	546,796	545,749	531,180
Foreign Individuals (No.)	4,359	4,349	4,347	4,336	4,325	4,321	4,233
Local Companies (No.)	8,360	8,325	8,282	8,249	8,215	8,186	8,053
Foreign Companies (No.)	4,630	4,620	4,604	4,581	4,561	4,551	4,437
Total(Excluding Multiple Registrations)	570,250	568,661	566,743	565,219	563,897	562,807	547,903

Total De-Mat Accounts Including Multiple Registrations

	746,689	744,503	741,968	740,017	738,256	736,814	718,509
--	----------------	---------	---------	---------	---------	---------	---------

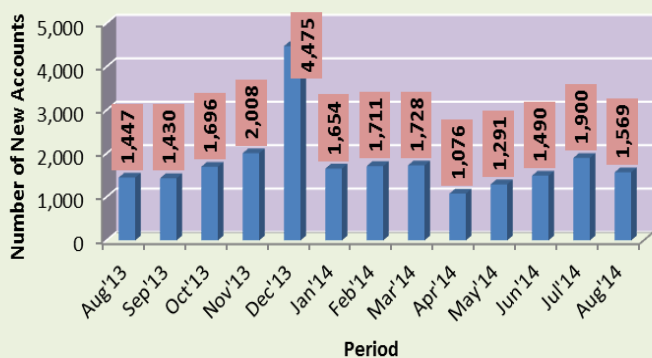
De-Mat Account Categories

As a Percentage against Total Registrations Excluding Multiple Registrations

	Aug-14	Jul-14	Jun-14	May-14	Apr-14	Mar-14	Aug-13
	%	%	%	%	%	%	%
Local Individuals (No.)	96.96	96.96	96.96	96.96	96.97	96.97	96.95
Foreign Individuals (No.)	0.76	0.76	0.77	0.77	0.77	0.77	0.77
Local Companies (No.)	1.47	1.46	1.46	1.46	1.46	1.45	1.47
Foreign Companies (No.)	0.81	0.81	0.81	0.81	0.81	0.81	0.81
Total(Excluding Multiple Registrations)	100.00	100.00	100.00	100.00	100.00	100.00	100.00

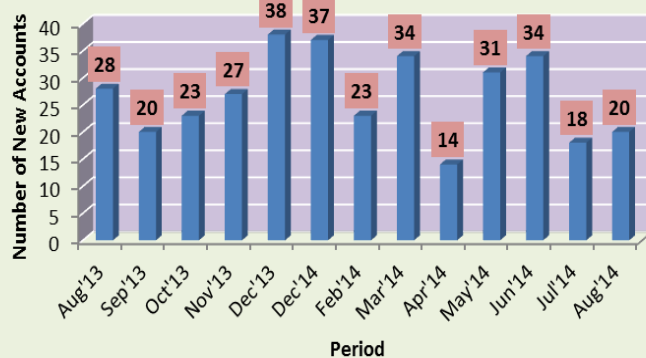
Number of New Accounts - Local

August 2013 to August 2014 - Excluding Multiple Registrations



Number of New CDS Accounts - Foreign

August 2013 to August 2014 - Excluding Multiple Registrations



Securities Held in Custody
(Nos.)

	Aug-14	Jul-14	Jun-14	May-14	Aug-13
Domestic	54,755,836,990	54,703,953,962	54,528,780,750	53,901,889,860	52,297,290,403
Foreign	19,055,415,747	18,553,319,215	18,535,747,372	18,529,445,616	18,022,544,310
Total	73,811,252,737	73,257,273,177	73,064,528,122	72,431,335,476	70,319,834,713

Comparative Analysis on Fluctuations(Change)

	Jul-14	Jun-14	May-14
Domestic	0.09%	0.32%	1.16%
Foreign	2.71%	0.09%	0.03%
Total	0.76%	0.26%	0.87%

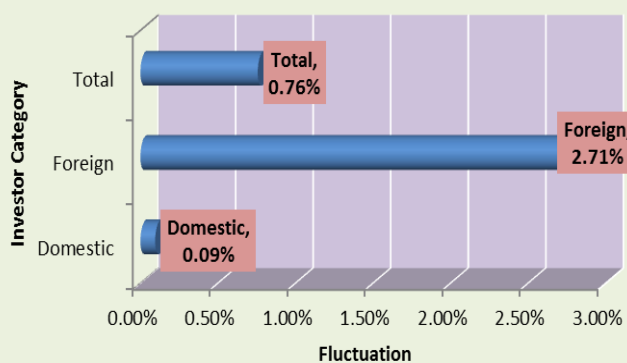
Securities Held in Custody
(Rs.)

	Aug-14	Jul-14	Jun-14	May-14	Aug-13
Domestic	1,932,490,382,097	1,866,276,330,316	1,753,758,937,622	1,719,414,313,106	1,524,003,680,783
Foreign	818,210,369,858	794,453,812,142	748,251,873,357	729,993,496,013	641,488,605,125
Total	2,750,700,751,955	2,660,730,142,458	2,502,010,810,979	2,449,407,809,119	2,165,492,285,908

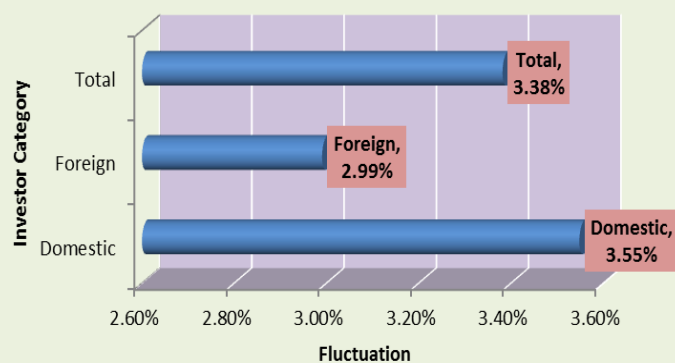
Comparative Analysis on Fluctuations(Change)

	Jul-14	Jun-14	May-14
Domestic	3.55%	6.42%	2.00%
Foreign	2.99%	6.17%	2.50%
Total	3.38%	6.34%	2.15%

Fluctuations in the number of securities held in CDS as a percentage against previous month - August 2014



Fluctuations in the value of securities held in CDS as a percentage against previous month - August 2014

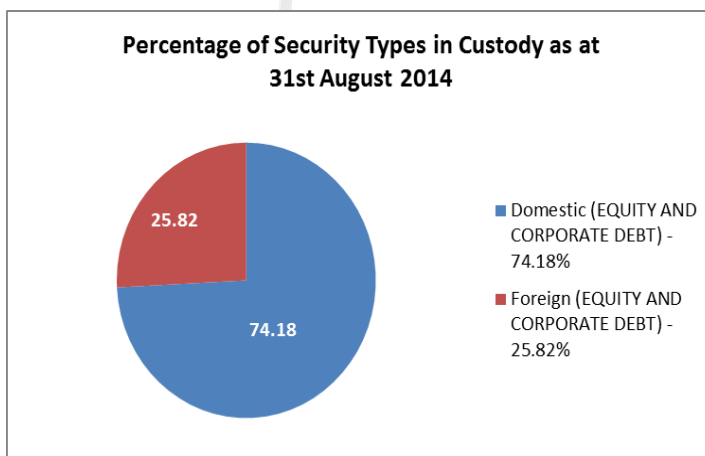


Holdings in CDS as at 31st August 2014

<i>HOLDINGS</i>	Equity	Corporate Debt	Total
Domestic	53,767,639,549	988,197,441	54,755,836,990
Foreign	19,028,949,043	26,466,704	19,055,415,747

<i>MARKET VALUE</i>	Equity	Corporate Debt	Total
Domestic	1,821,025,789,398	111,464,592,699	1,932,490,382,097
Foreign	815,392,640,102	2,817,729,756	818,210,369,858

	Quantity	Market Value(LKR)
Equity	72,796,588,592	2,636,418,429,500
Debentures	1,014,664,145	114,282,322,455



De-Mat Percentages

DE-MAT PERCENTAGE FOR EQUITY	94%
DE-MAT PERCENTAGE FOR CORPORATE DEBT	93%