

MONTHLY REVIEW: FEBRUARY'12

NEW LISTINGS – WARRANTS

NATION LANKA FINANCE PLC

The Warrants of the above company were listed on 16th February.

WARRANT	ISIN	QUANTITY
CSF-W-0021	LK0218W00211	29,989,537

INTRODUCTION

AGSTAR FERTILIZERS LIMITED

(AGST-N-0000) & (AGST-X-0000)

Company was permitted for trading from 16th February 2012 and was classified under the Manufacturing Sector. These shares would be listed on the Diri Savi Board.

WARRANT CONVERSIONS

PEOPLE'S FINANCE PLC

The following warrant converted to ordinary shares and listed 03rd February 2012.

WARRANT	CONVERTED TO	QUANTITY
SMLL-W-0020	SMLL-N-0000	6,436,062

SCRIP DIVIDENDS DECLARED

- COMMERCIAL BANK OF CEYLON PLC
-VOTING
-NON VOTING
- SAMPATH BANK PLC
- HATTON NATIONAL BANK PLC
-VOTING
-NON VOTING

RIGHTS ISUUES DECLARED

NATION LANKA FINANCE PLC

Trading Commences on : 18/01/2011
Renunciation : 25/01/2011
Last Date for Payments : 26/01/2011
Proportion : 1 for 4

SUB DIVISIONS DECLARED

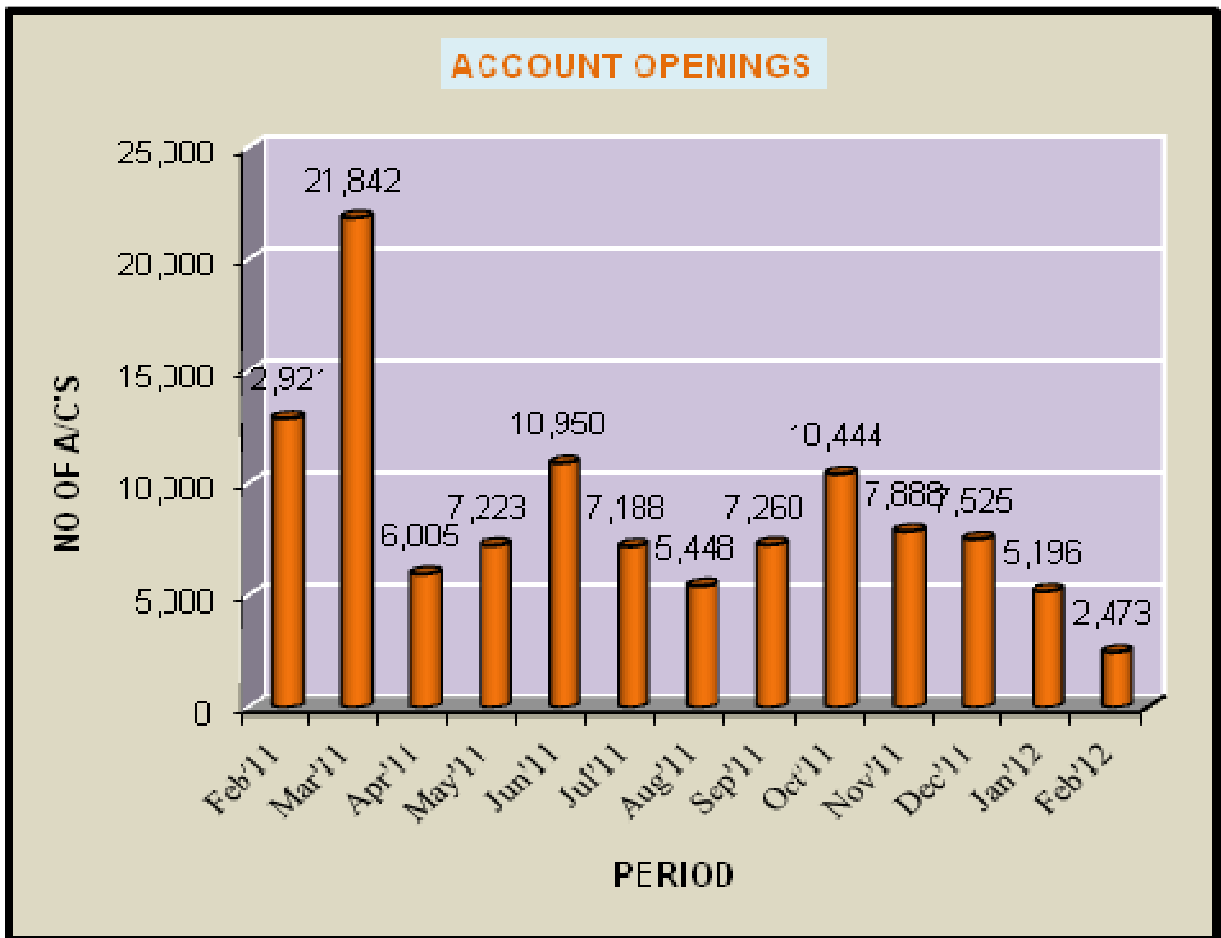
HDFC BANK

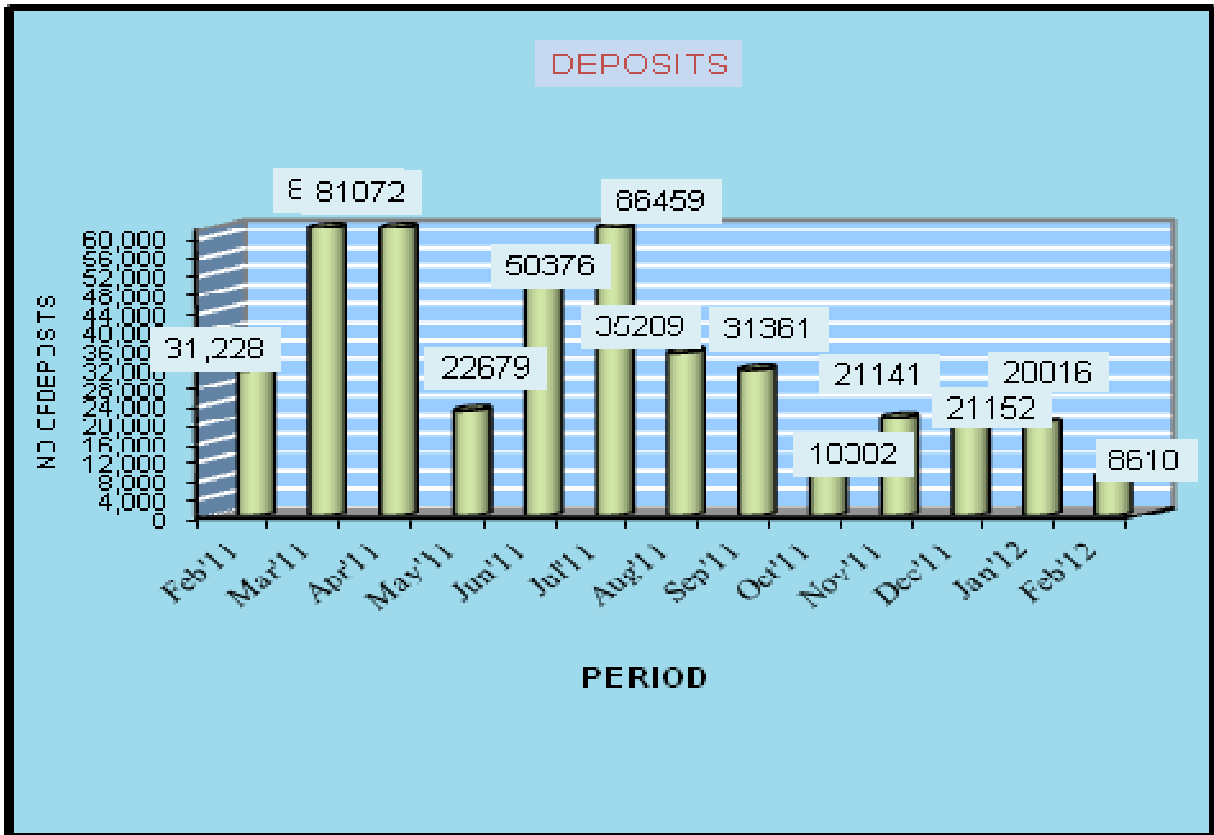
EGM: 01/03/2012
Shareholding as at: 01/03/2012
Period of dealings suspension: 02/03/2012-06/03/2012
Date of commencement of trading: 08/03/2012

One share was sub divided in to ten shares.

OPERATIONAL HIGHLIGHTS FOR THE MONTH OF FEBRUARY

	2012	2012	2011
	FEBRUARY	JANUARY	FEBRUARY
New Accounts (No.)	2,473	5,196	12,921
Deposits (No.)	8,610*	20016**	31228
Withdrawals (No.)	6	8	63
Transfers (No.)	2,130	3,636	3,886
Trades (No.) - Equity	218,342	218,569	418,449
Trades (No.)-Closed			
End Funds	64	24	296
Market Days (No.)	18	21	17
Listed Companies (No.)	277	276	244
Participants (No.)	46	46	42





* Deposits in February 2012 Includes 5,168 direct deposits made due to Subdivisions, Right Issues, Initial public Offers and Capitalization of Reserves.

** Deposits in January 2012 Includes 4,596 direct deposits made due to Subdivisions, Right Issues, Initial public Offers and Capitalization of Reserves.

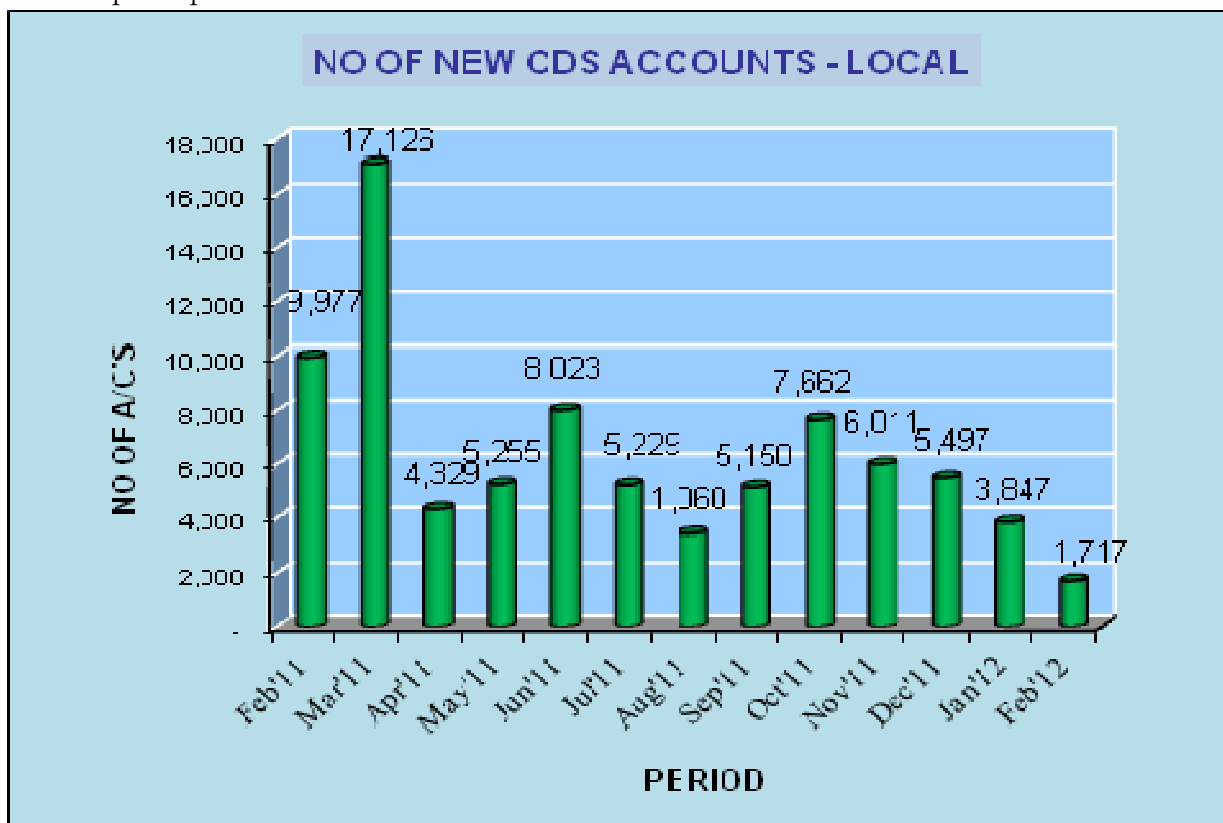
COMPARATIVE ANALYSIS OF CUMULATIVE FIGURES

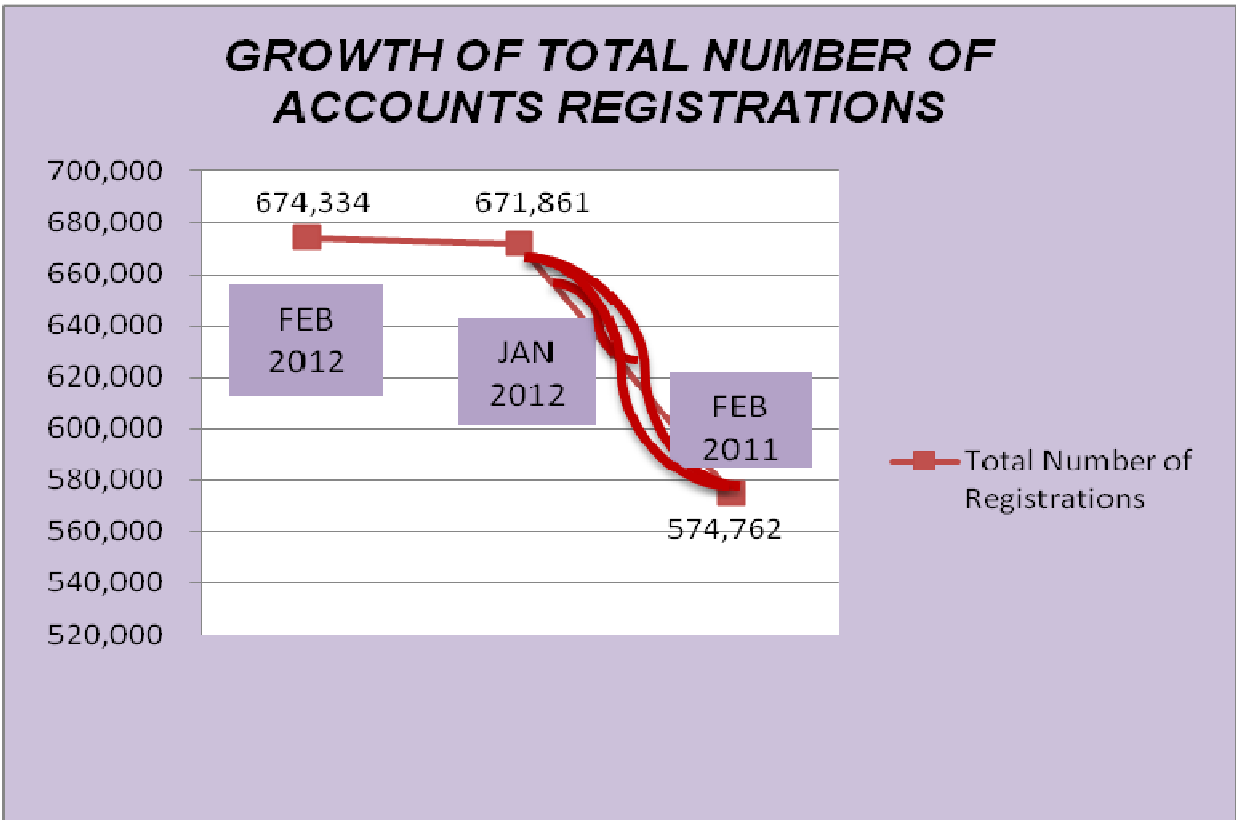
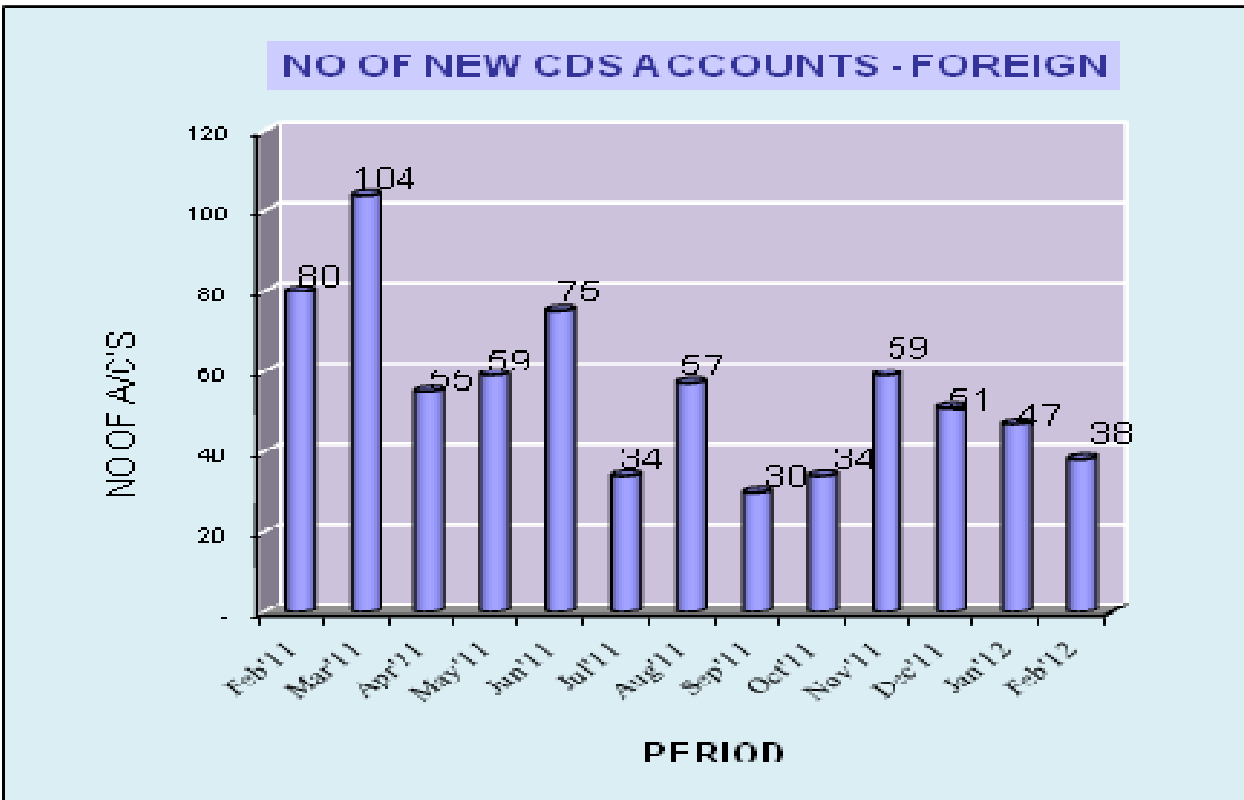
	2012 - 2011 (CUMULATIVE) JAN-FEB	
	2012	2011
New Accounts (No.)	7,669	20,700
Deposits (No.)	28,626	79,463
Withdrawals (No.)	14	72
Transfers (No.)	5,766	8,121
Trades (No.) - Equity	436,911	1,043,131
Trades (No.)-Closed End Funds	88	762

NUMBER OF SECURITIES ACCOUNTS AND CATEGORIES

	Feb-12	Jan-12	Feb-11
Local Individuals (No.)	498,186	496,508	425,948
Foreign Individuals (No.)	3,912	3,884	3,482
Local Companies (No.)	7,433	7,394	6,385
Foreign Companies (No.)	4,132	4,122	3,919
Total	513,663	511,908	439,734

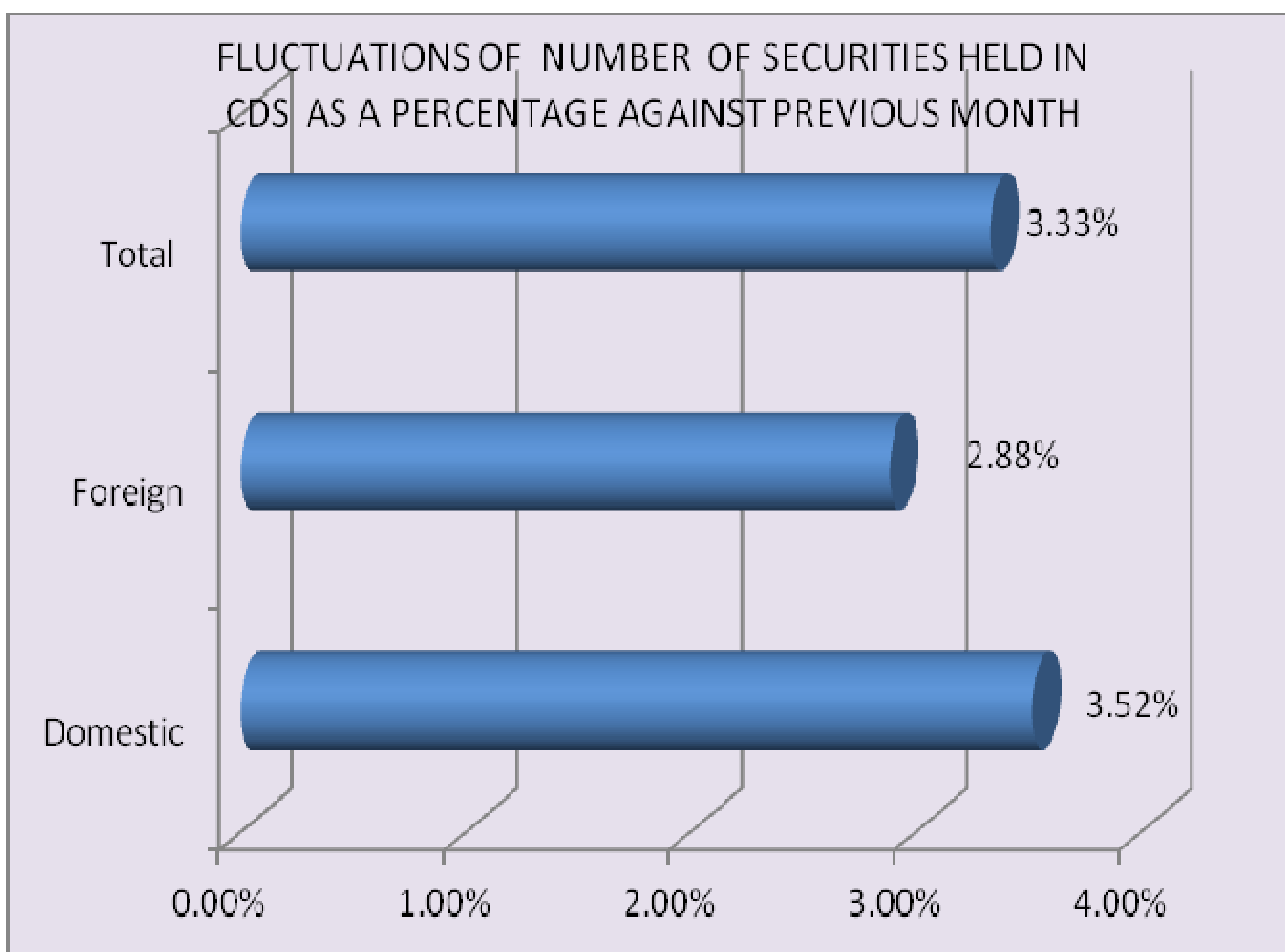
*The above break-up excludes the number of multiple registrations sought by the same client through different participants.





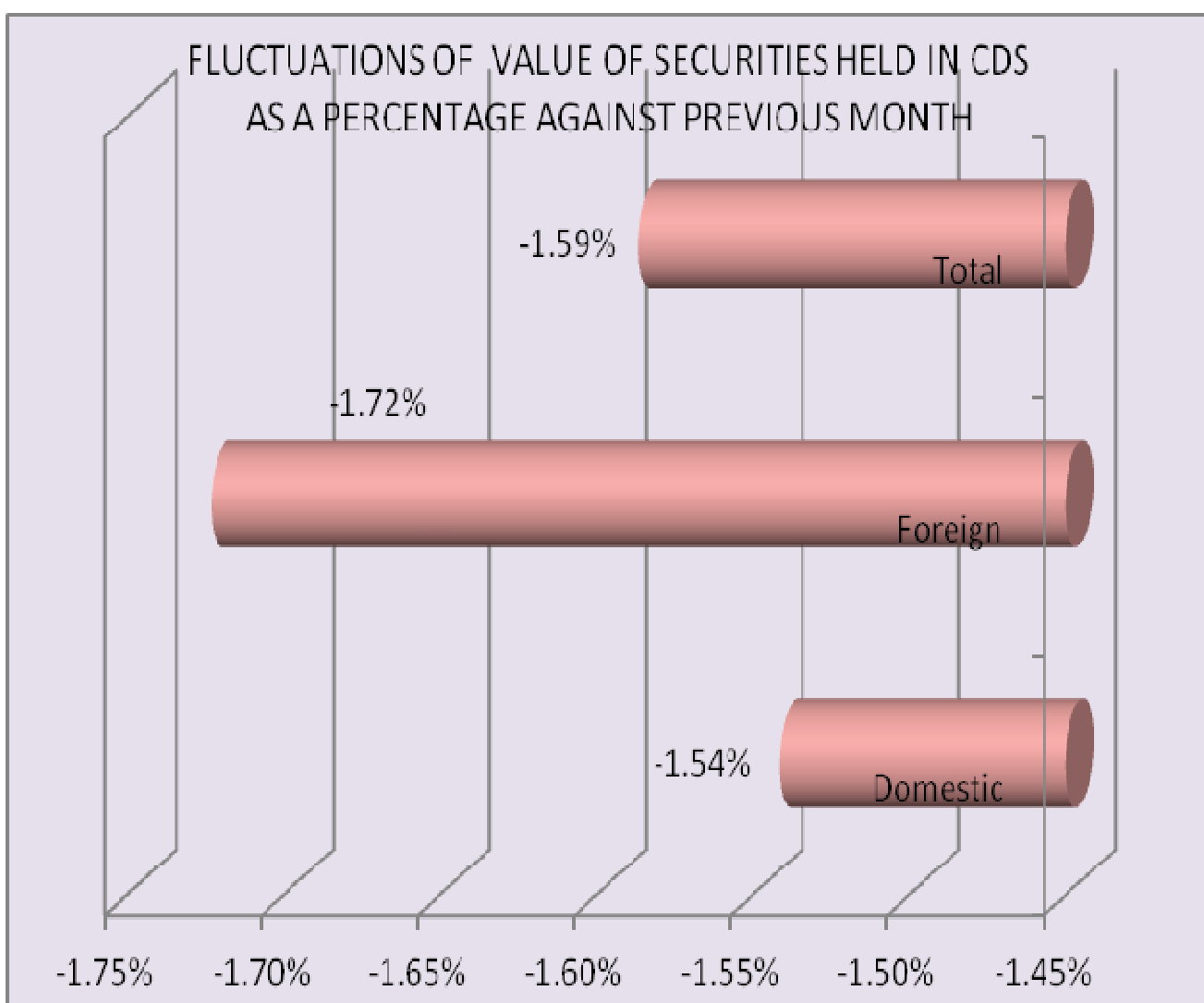
NUMBER OF SECURITIES HELD IN CUSTODY (EQUITY & CORPORATE DEBT)

	Feb-12	% Change	Jan-12	Feb-11
Domestic	37,932,249,017	3.52%	36,644,129,271	18,004,680,806
Foreign	15,649,272,556	2.88%	15,210,929,354	6,812,281,199
Total	53,581,521,573	3.33%	51,855,058,625	24,816,962,005



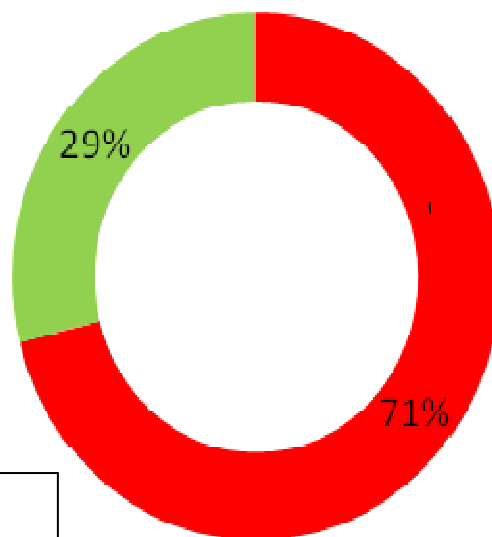
VALUE OF SECURITIES HELD IN CUSTODY (EQUITY & CORPORATE DEBT)

	Jan-12	% Change	Dec-11	Jan-11
Domestic	1,297,770,448,188	-1.54%	1,318,082,728,351	1,070,763,827,215
Foreign	428,807,573,638	-1.72%	436,324,898,764	472,403,528,497
<i>Total</i>	<i>1,726,578,021,826</i>	<i>-1.59%</i>	<i>1,754,407,627,115</i>	<i>1,543,167,355,713</i>



SECURITY WISE BREAKDOWN AS AT 29TH FEBRUARY 2012

NUMBER OF SECURITIES IN CUSTODY AS AT
29TH FEBRUARY 2012



71% - DOMESTIC
29% - FOREIGN
(EQUITY AND CORPORATE DEBT)

	Quantity	Value	Market Capitalization	% Value Held By CDS
Equity	53,338,617,352	1,702,771,102,970	2,001,181,075,743	85%
Debentures	242,904,221	23,806,918,856	37,926,991,527	63%