

MONTHLY REVIEW: JANUARY'12

NEW LISTINGS – EQUITY

KALPITIYA BEACH RESORT LIMITED

(CITK-N-0000)

Company was listed on the Diri Savi Board of the CSE and was classified under the Hotels and Travels sector.

WASKADUWA BEACH RESORT LIMITED

(CITW-N-0000)

Company was listed on the Diri Savi Board of the CSE and was classified under the Hotels and Travels sector.

ASIA ASSET FINANCE LIMITED

(AAF-N-0000)

Company was listed on the Diri Savi Board of the CSE and was classified under the Banks Finance and Insurance sector.

NEW LISTINGS – DEX

BANK OF CEYLON

The debentures of the above company were listed on **3rd January 2012** on the Debt Securities Main Board of the CSE.

The assigned security codes are,

BOC.D0160
BOC.D0161
BOC.D0162

INTRODUCTION

PC PHARMA LIMITED

(PCP-N-0000)

Company was permitted for trading from 18th January 2012 and was classified under the Chemical & Pharmaceutical Sector. These shares would be listed on the Diri Savi Board.

WARRANT CONVERSION

SMB LEASING PLC

WARRANT	CONVERTED TO	QUANTITY
SEMB-W-0015	SEMB-N-0000	365,280,258
SEMB-W-0016	SEMB-X-0000	54,066,101

RIGHTS ISSUES

NATION LANKA FINANCE PLC

Trading Commences on : 18/01/2011
Renunciation : 25/01/2011
Last Date for Payments : 26/01/2011
Proportion : 1 for 4

SUB DIVISION OF SHARES

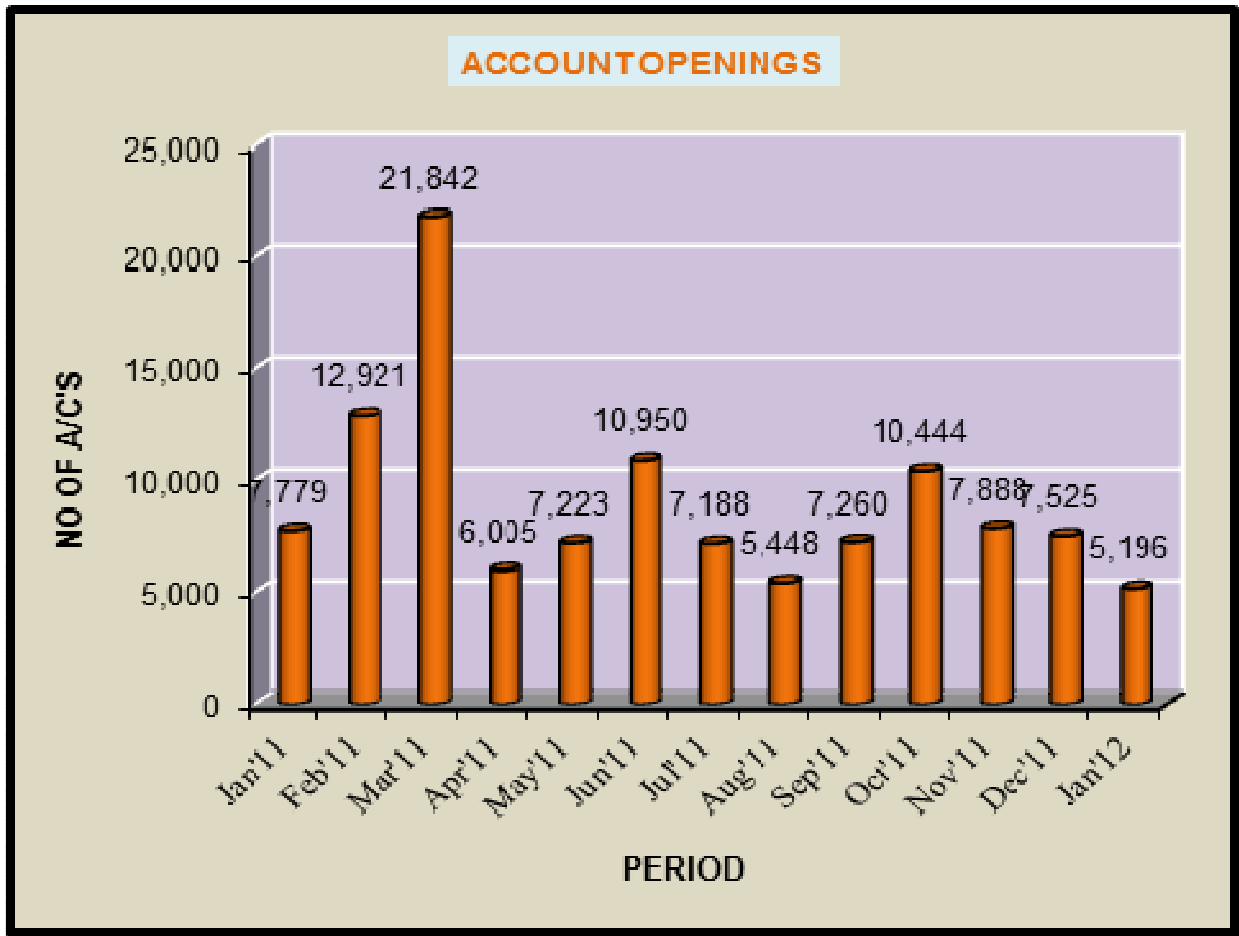
KANDY HOTELS PLC

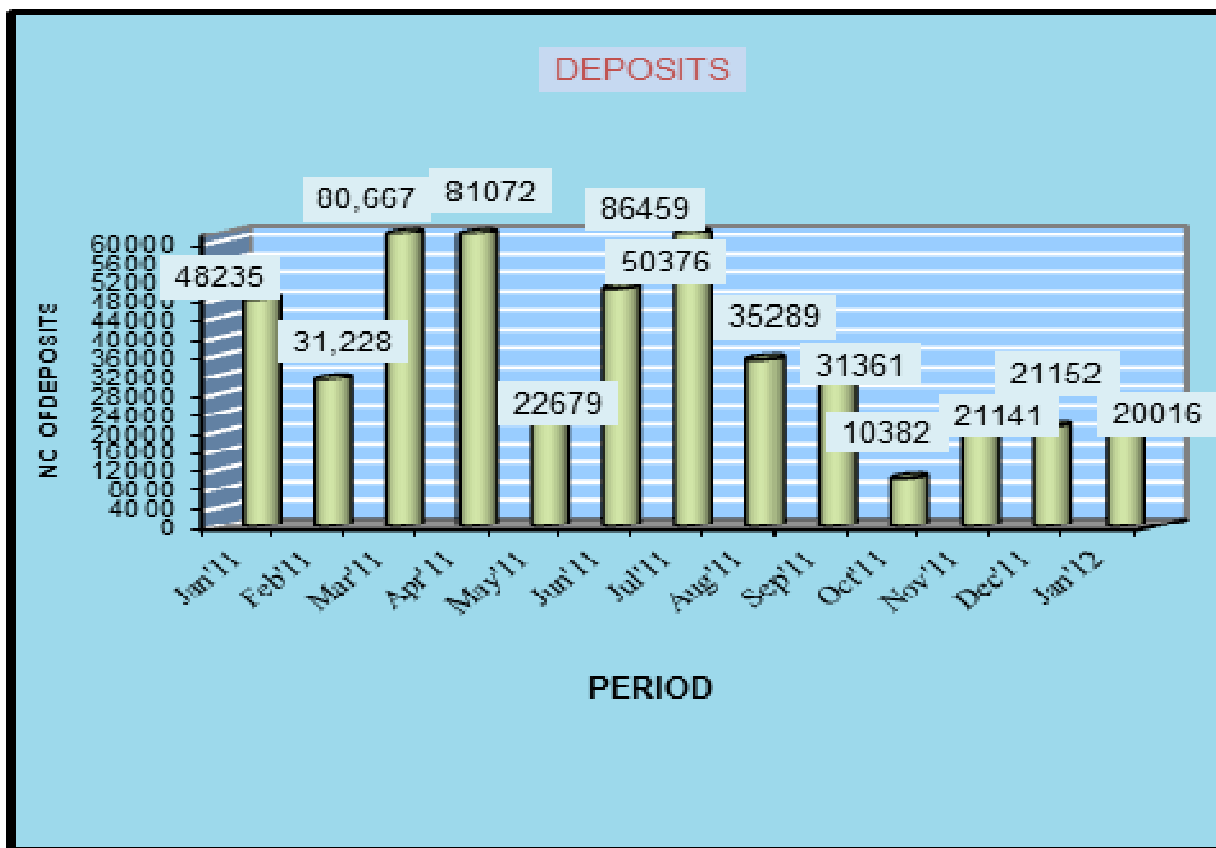
EGM: 10/01/2012
Shareholding as at: 10/01/2012
Period of dealings suspension: 11/01/2012-13/01/2012
Date of commencement of trading: 17/01/2012

One share was sub divided in to thirty five shares.

OPERATIONAL HIGHLIGHTS FOR THE MONTH OF JANUARY

	2012	2011	2011
	JANUARY	DECEMBER	JANUARY
New Accounts (No.)	5,196	7,525	7,779
Deposits (No.)	20016*	20152**	48,235
Withdrawals (No.)	8	2	9
Transfers (No.)	3,636	3,761	4,235
Trades (No.) - Equity	218,569	185,229	624,682
Trades (No.)-Closed			
End Funds	24	68	466
Market Days (No.)	21	21	20
Listed Companies (No.)	276	272	243
Participants (No.)	46	46	40





* Deposits in January 2012 Includes 4,596 direct deposits made due to Subdivisions, Right Issues, Initial public Offers and Capitalization of Reserves.

** Deposits in December 2011 Includes 1,609 direct deposits made due to Subdivisions, Right Issues, Initial public Offers and Capitalization of Reserves.

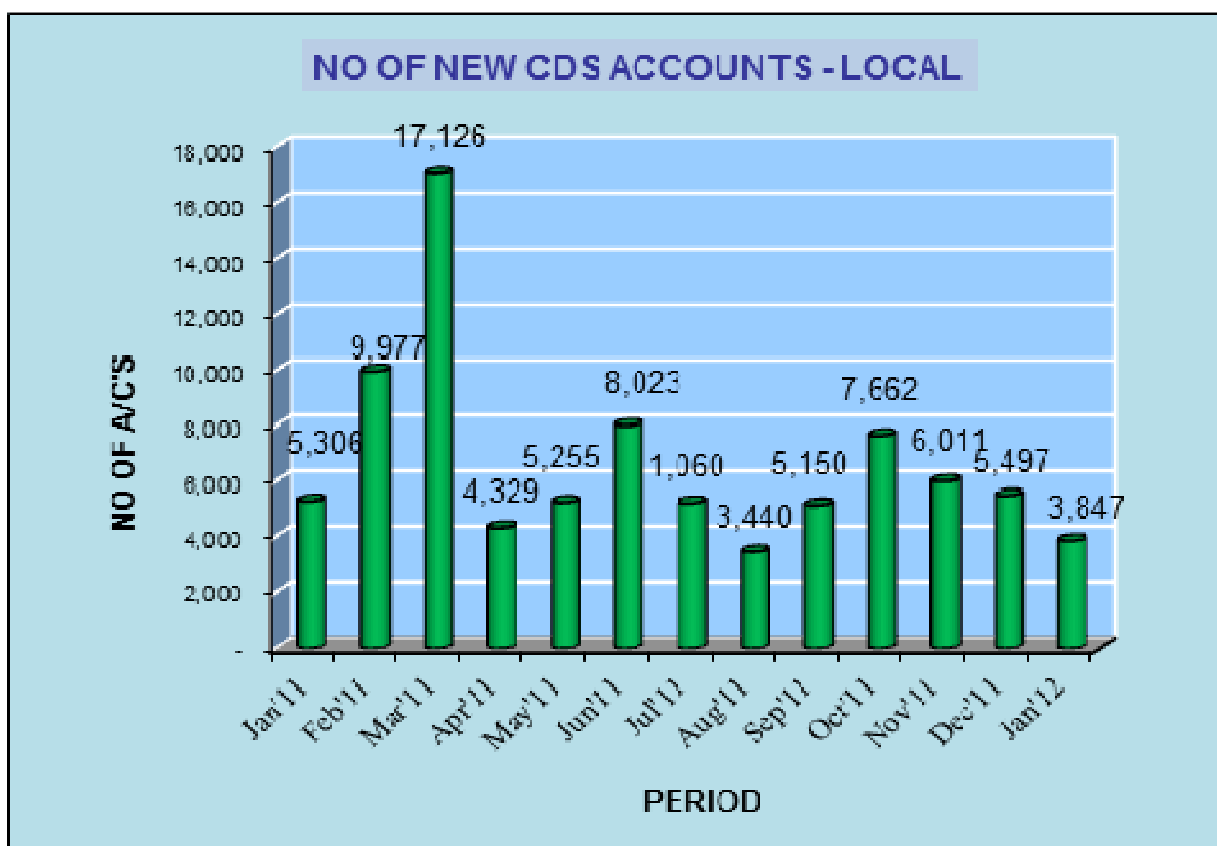
COMPARATIVE ANALYSIS OF CUMULATIVE FIGURES

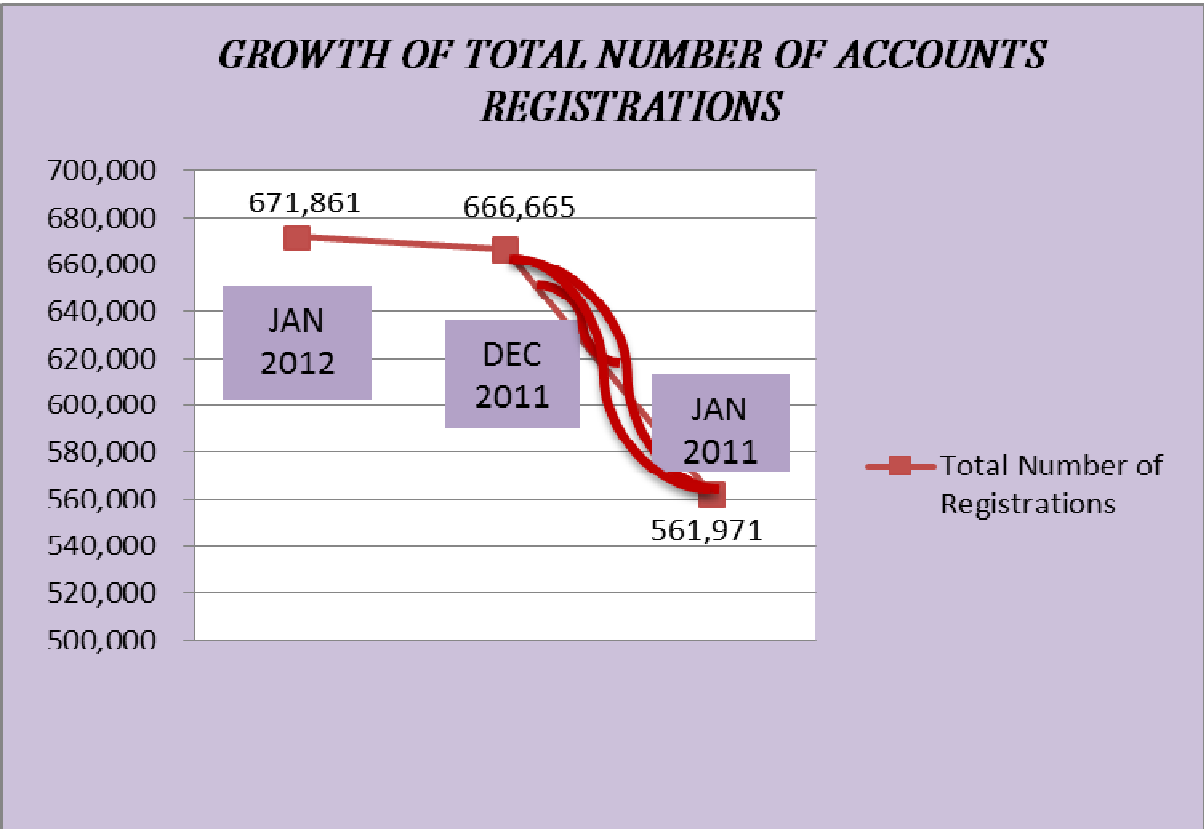
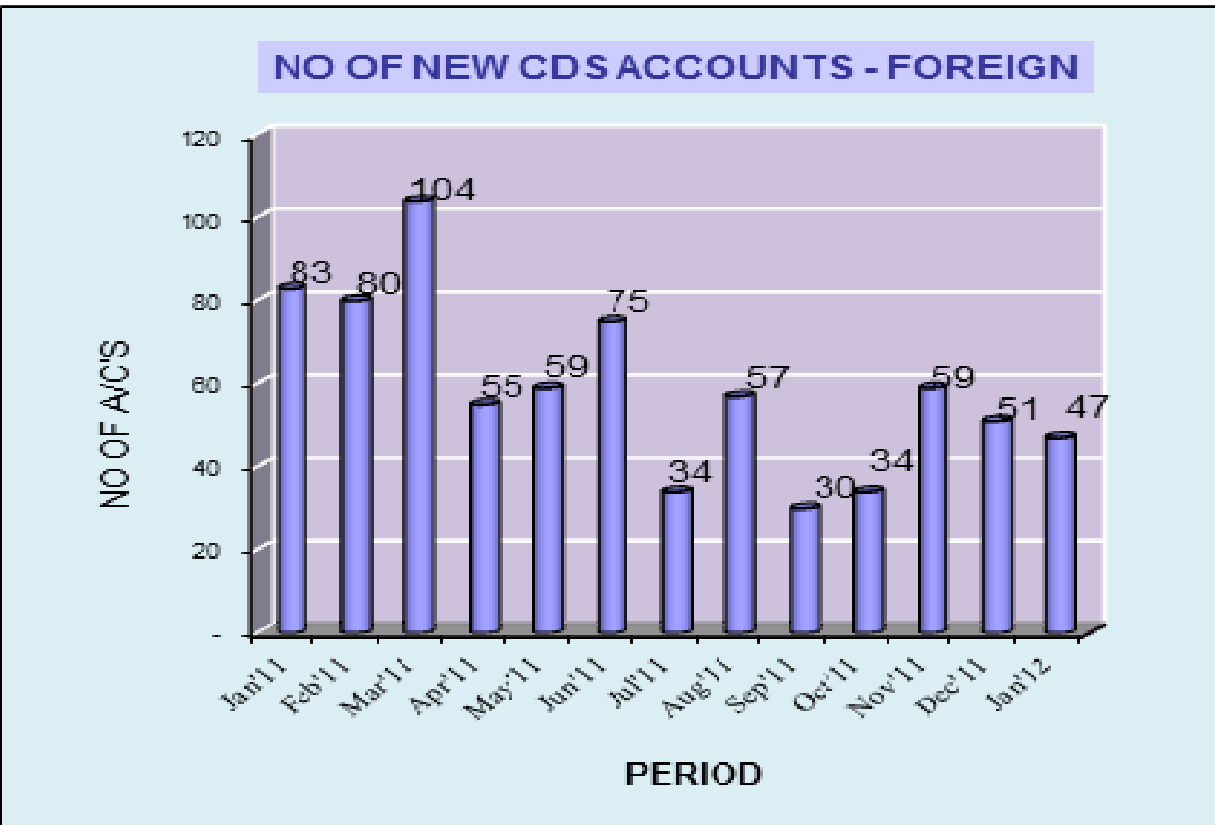
	2012 - 2011 (CUMULATIVE) JAN-DEC	
	2012	2011
New Accounts (No.)	5,196	7,779
Deposits (No.)	20,016	48,235
Withdrawals (No.)	8	9
Transfers (No.)	3,636	4,235
Trades (No.) - Equity	218,569	624,682
Trades (No.)-Closed End Funds	24	466

NUMBER OF SECURITIES ACCOUNTS AND CATEGORIES

	Jan-12	Dec-11	Jan-11
Local Individuals (No.)	496,508	492,734	416,115
Foreign Individuals (No.)	3,884	3,847	3,410
Local Companies (No.)	7,394	7,321	6,241
Foreign Companies (No.)	4,122	4,112	3,911
Total	511,908	508,014	429,677

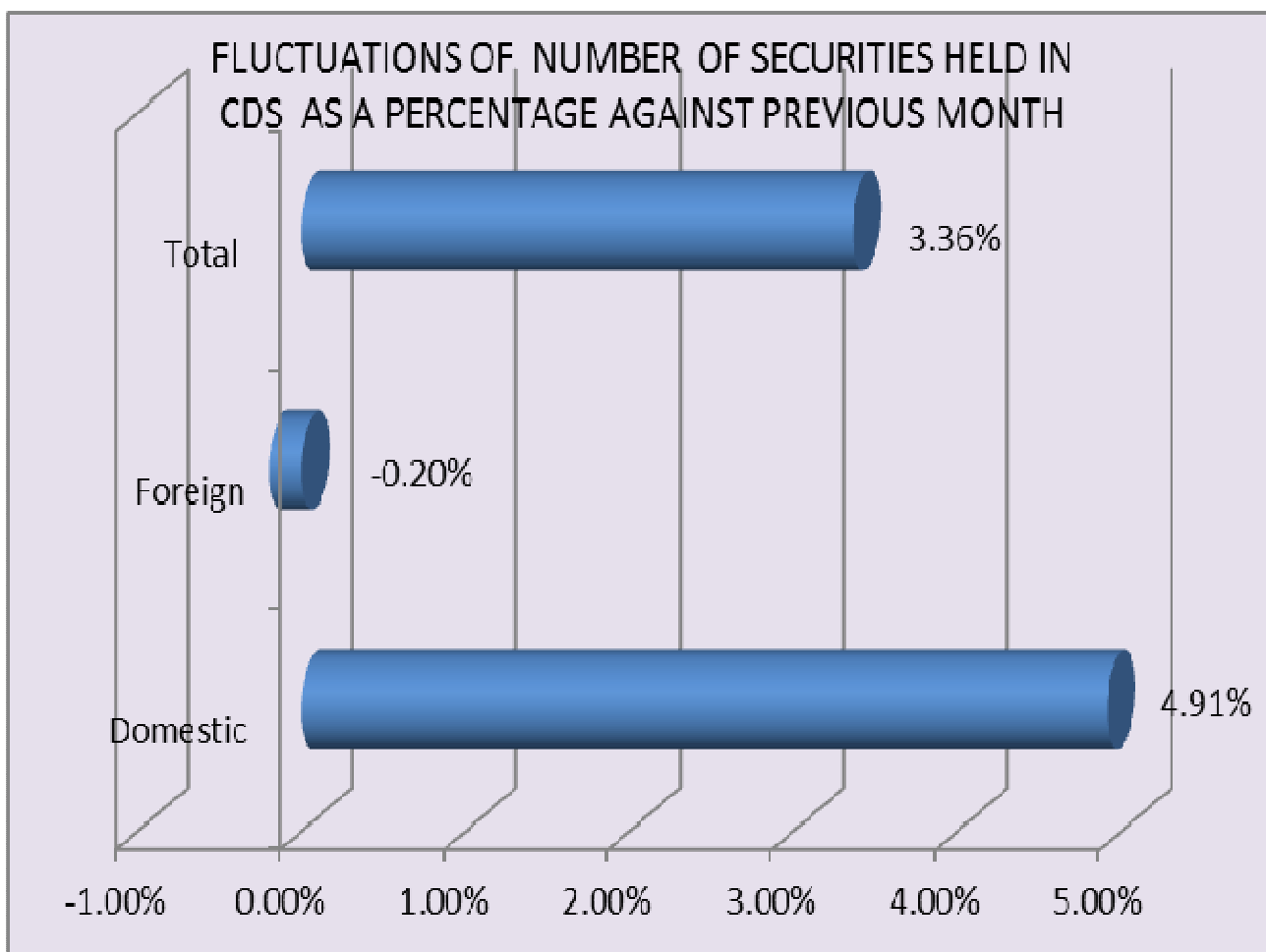
*The above break-up excludes the number of multiple registrations sought by the same client through different participants.





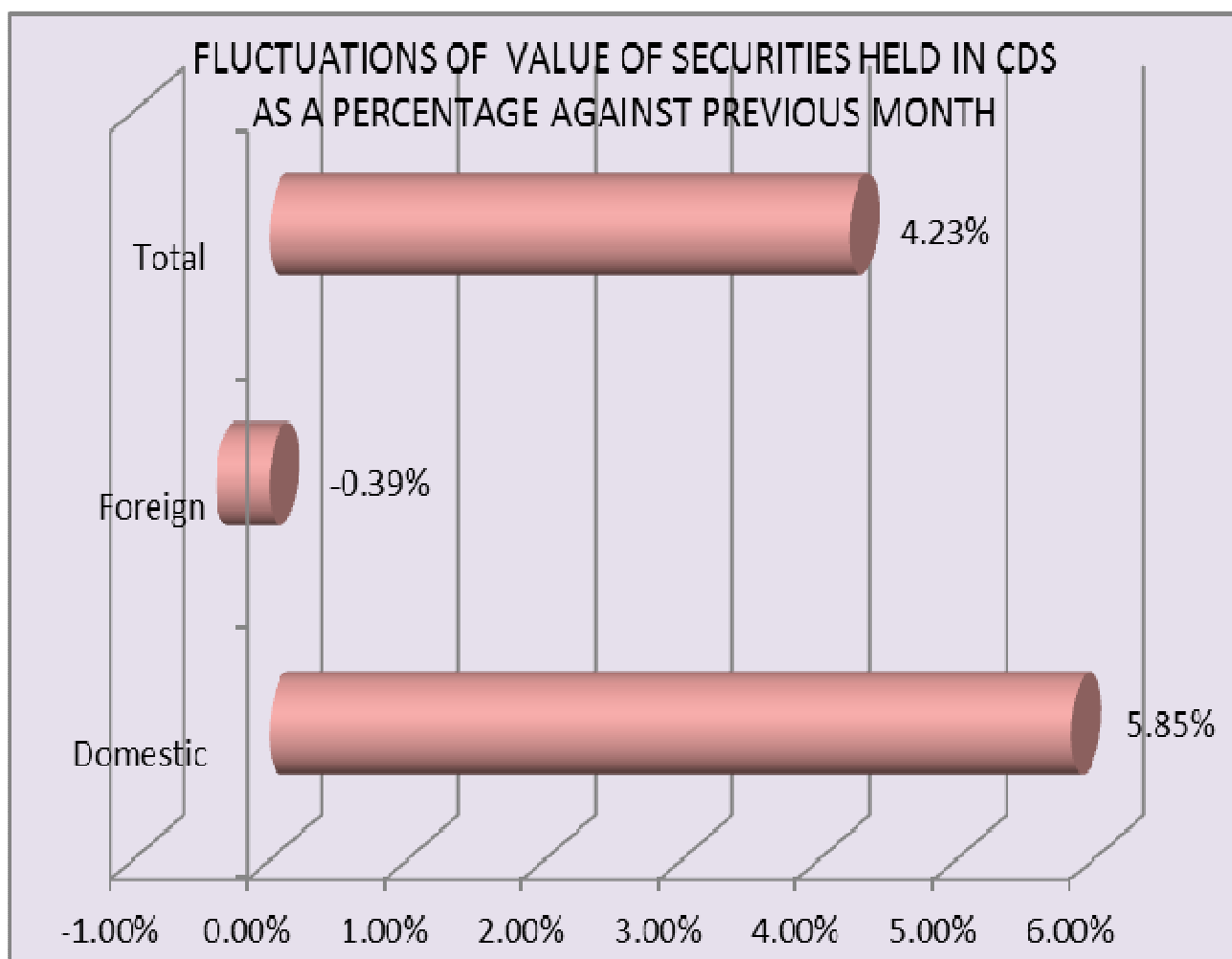
NUMBER OF SECURITIES HELD IN CUSTODY (EQUITY & CORPORATE DEBT)

	Jan-12	% Change	Dec-11	Jan-11
Domestic	36,644,129,271	4.91%	34,928,832,403	17,510,410,773
Foreign	15,210,929,354	-0.20%	15,241,151,742	6,673,148,829
Total	51,855,058,625	3.36%	50,169,984,145	24,183,559,602



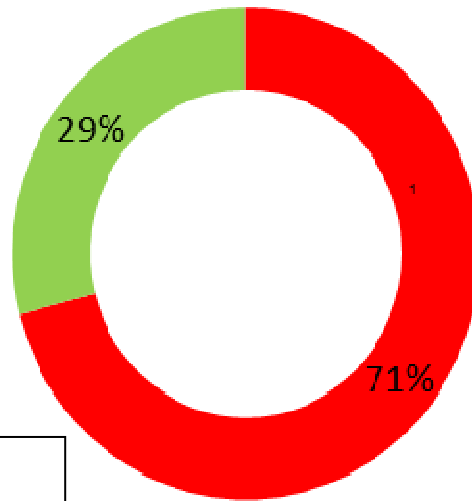
VALUE OF SECURITIES HELD IN CUSTODY (EQUITY & CORPORATE DEBT)

	Jan-12	% Change	Dec-11	Jan-11
Domestic	1,318,082,728,351	5.85%	1,245,225,813,463	1,034,362,264,488
Foreign	436,324,898,764	-0.39%	438,031,714,712	456,197,275,344
<i>Total</i>	<i>1,754,407,627,115</i>	<i>4.23%</i>	<i>1,683,257,528,175</i>	<i>1,490,559,539,833</i>



SECURITY WISE BREAKDOWN AS AT 31ST JANUARY 2012

NUMBER OF SECURITIES IN CUSTODY AS
AT 31ST JANUARY 2012



71% - DOMESTIC
29% - FOREIGN
(EQUITY AND CORPORATE DEBT)

	Quantity	Value	Market Capitalization	% Value Held By CDS
Equity	51,619,512,054	1,731,411,721,570	2,084,130,779,198	83%
Debentures	235,546,571	22,995,905,545	37,894,489,827	61%