

**MONTHLY REVIEW: JULY'12****NEW LISTINGS****INTRODUCTION - DEBT****NATIONS TRUST BANK PLC**

The debentures of the above Company were listed on 13<sup>th</sup> July 2012 on the debt securities – Main Board.

NTB.D0163

NTB.D0164

NTB.D0165

**INTRODUCTION - EQUITY****BERUWALA RESORTS LIMITED**

The shares of the above Company commenced trading from 04<sup>th</sup> July 2012 and were classified under the Hotels and Travels Sector. These shares were listed on the Diri Savi Board.

SECURITY	ISIN	QUANTITY
BERU-N-0000	LK0416N0004	600,000,000

**WARRANT CONVERSIONS****CITRUS LEISURE PLC – 2012 WARRANTS**

1,196,872 Warrants were converted to normal ordinary shares and listed on 20<sup>th</sup> July 2012.

**SRIP DIVIDENDS LISTED****CITIZENS DEVELOPMENT BANK PLC**

2,336,691 ordinary non-voting shares of the Company were listed with effect from 10<sup>th</sup> July 2012, pursuant to a Scrip Dividend in the proportion of 1:22.222224 (non voting shares issued for voting and non-voting shares held).

**RIGHTS ISSUES DURING THE MONTH****VIDULLANKA PLC**

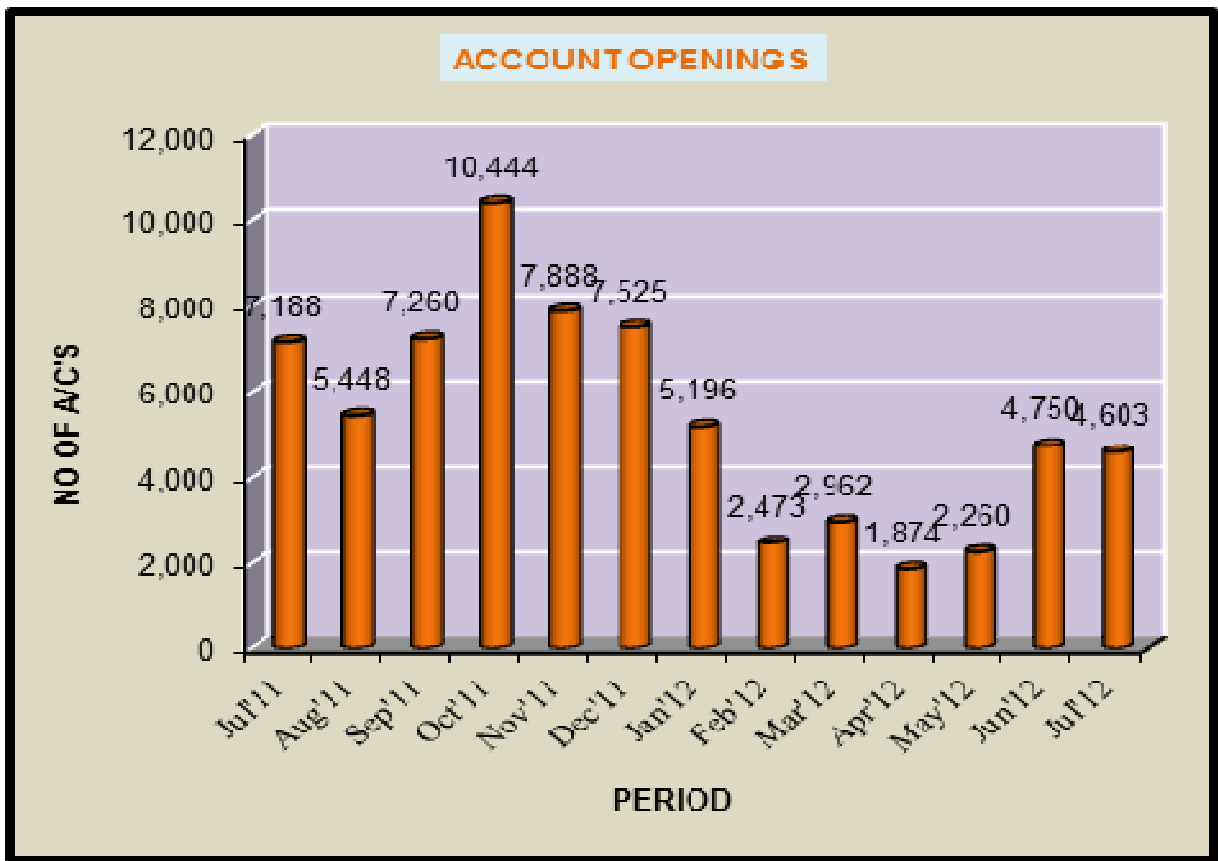
Trading Commences on : 13/07/2012  
Renunciation : 20/07/2012  
Last Date for Payment : 23/07/2012  
Proportion : 1 for 8

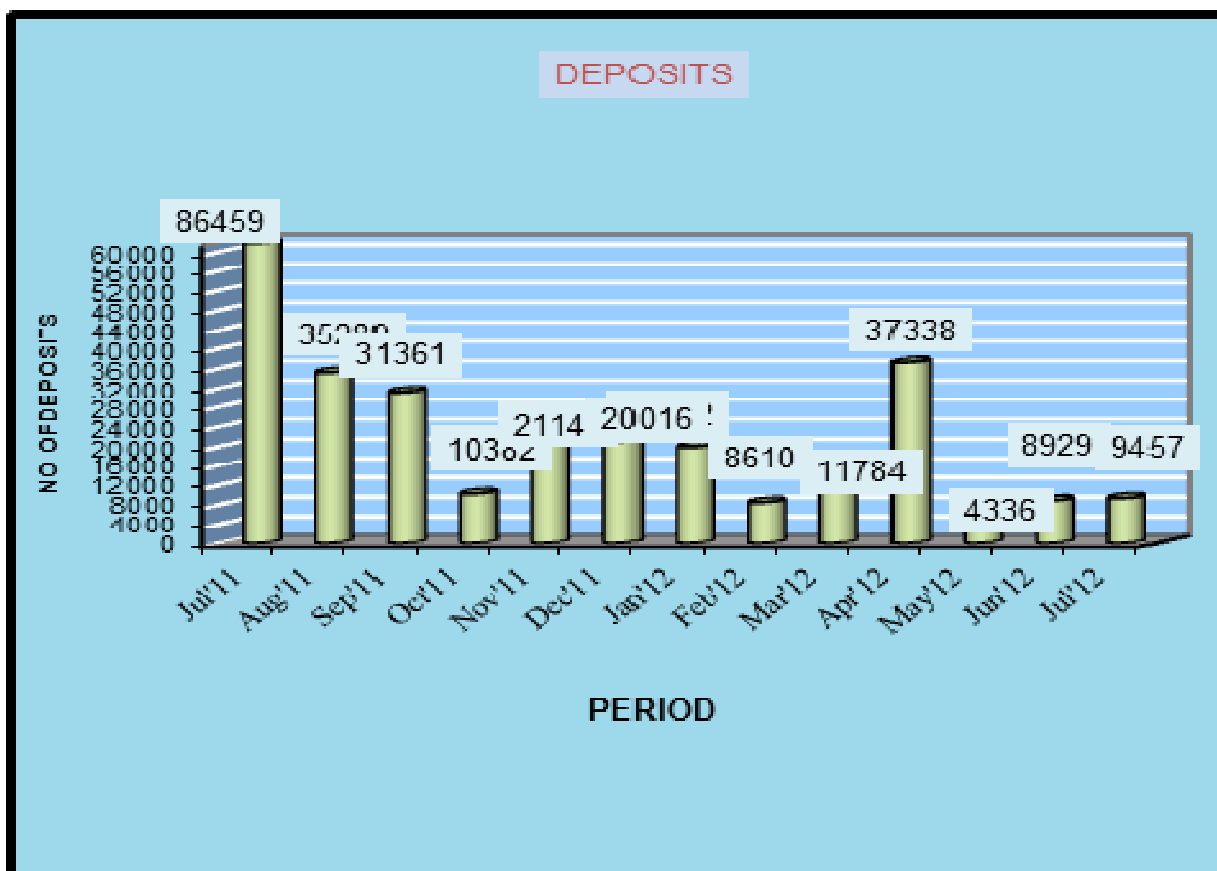
**SINGER FINANCE (LANKA) PLC**

Trading Commences on : 13/07/2012  
Renunciation : 20/07/2012  
Last Date for Payment : 23/07/2012  
Proportion : 11 for 20

## OPERATIONAL HIGHLIGHTS FOR THE MONTH OF JULY

	2012	2012	2011
	JULY	JUNE	JULY
New Accounts (No.)	4,603	4,298	7,188
Deposits (No.)	9457*	8929**	86459
Withdrawals (No.)	0	0	8
Transfers (No.)	1,847	2,015	3,822
Trades (No.) - Equity	101,993	149,449	348,878
Trades (No.)-Closed			
End Funds	23	57	211
Market Days (No.)	21	20	20
Listed Companies (No.)	285	284	264
Participants (No.)	46	46	45





\* Deposits in July 2012 Includes 2,044 direct deposits made due to Subdivisions, Right Issues, Initial public Offers and Capitalization of Reserves.

\*\* Deposits in June 2012 Includes 742 direct deposits made due to Subdivisions, Right Issues, Initial public Offers and Capitalization of Reserves.

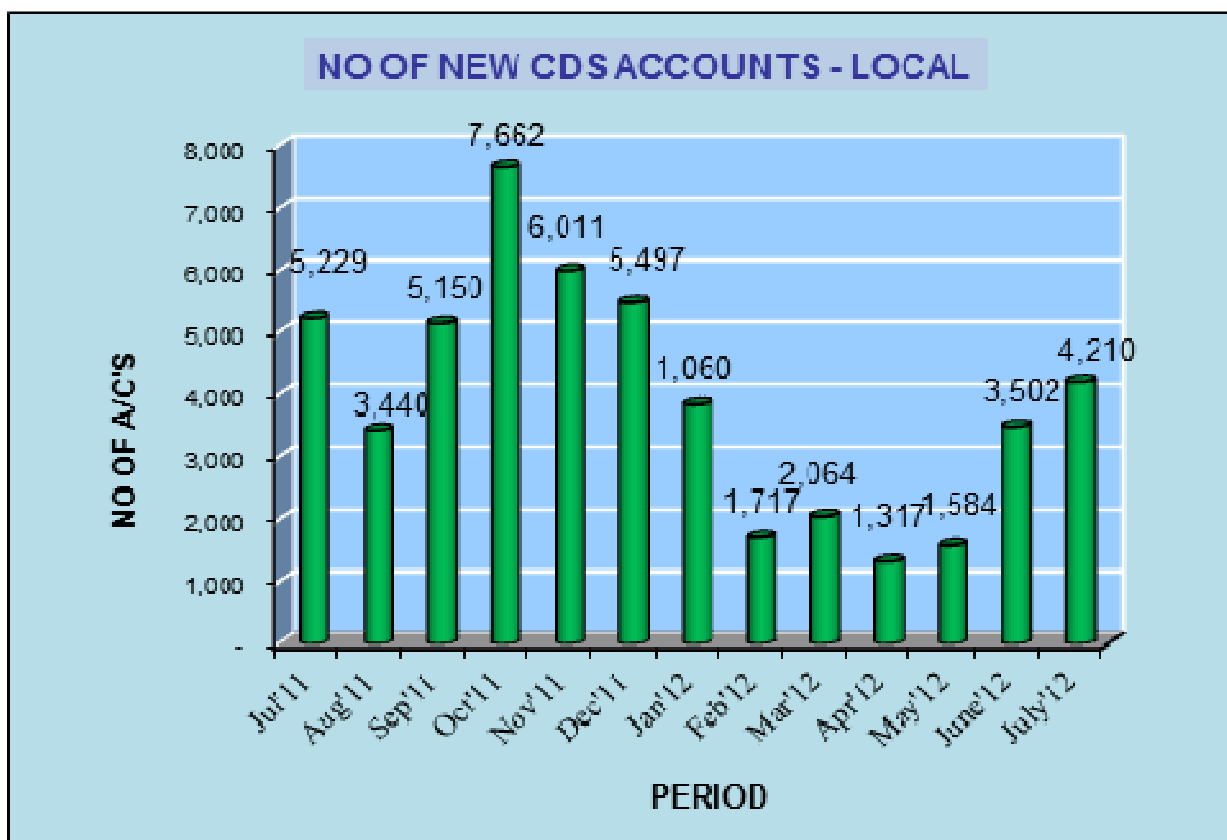
### COMPARATIVE ANALYSIS OF CUMULATIVE FIGURES

	2012 - 2011 (CUMULATIVE)	
	JAN-JUL	
New Accounts (No.)	23,667	73,908
Deposits (No.)	100,470	400,738
Withdrawals (No.)	33	142
Transfers (No.)	16,479	28,810
Trades (No.) - Equity	1,000,284	2,879,925
Trades (No.)-Closed End Funds	308	2,015

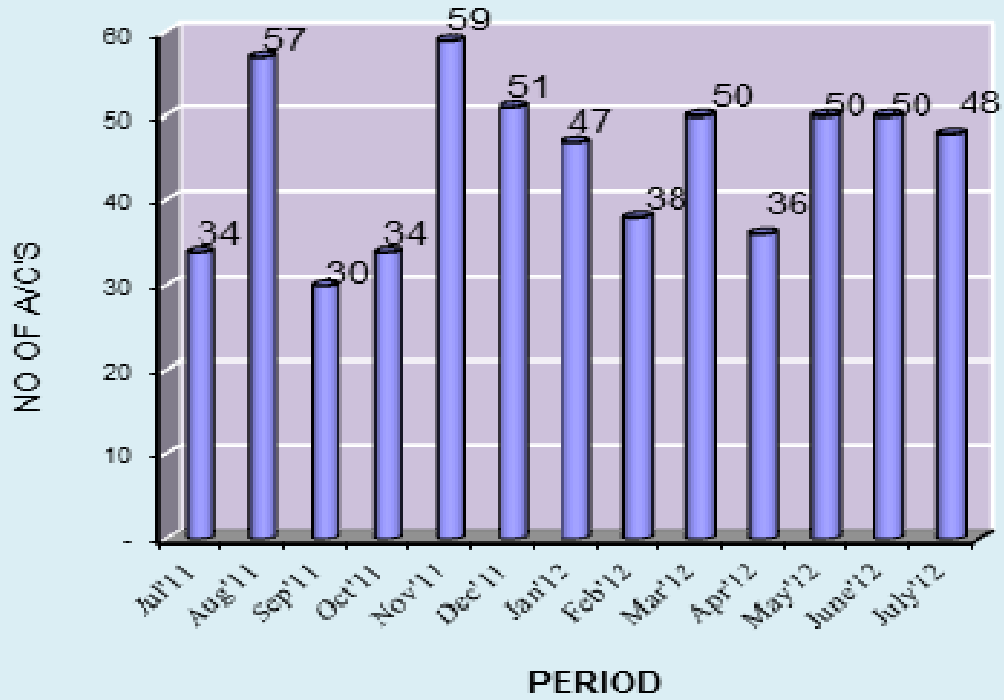
## NUMBER OF SECURITIES ACCOUNTS AND CATEGORIES

	Jul-12	Jun-12	Jul-11
Local Individuals (No.)	510,617	506,471	465,292
Foreign Individuals (No.)	4,050	4,017	3,716
Local Companies (No.)	7,679	7,615	7,003
Foreign Companies (No.)	4,228	4,213	4,012
<b>Total</b>	<b>526,574</b>	<b>522,316</b>	<b>480,023</b>

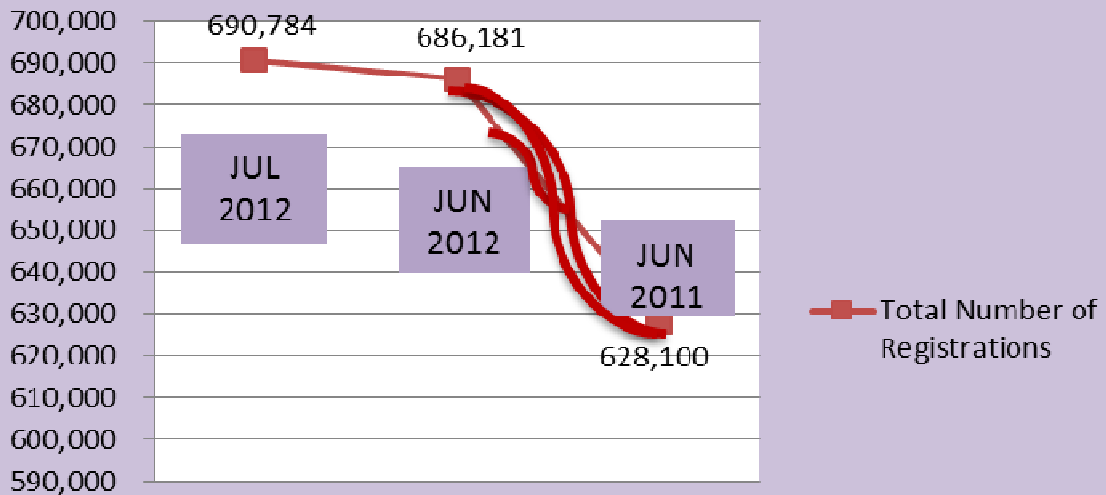
\*The above break-up excludes the number of multiple registrations sought by the same client through different participants.



### NO OF NEW CDS ACCOUNTS - FOREIGN

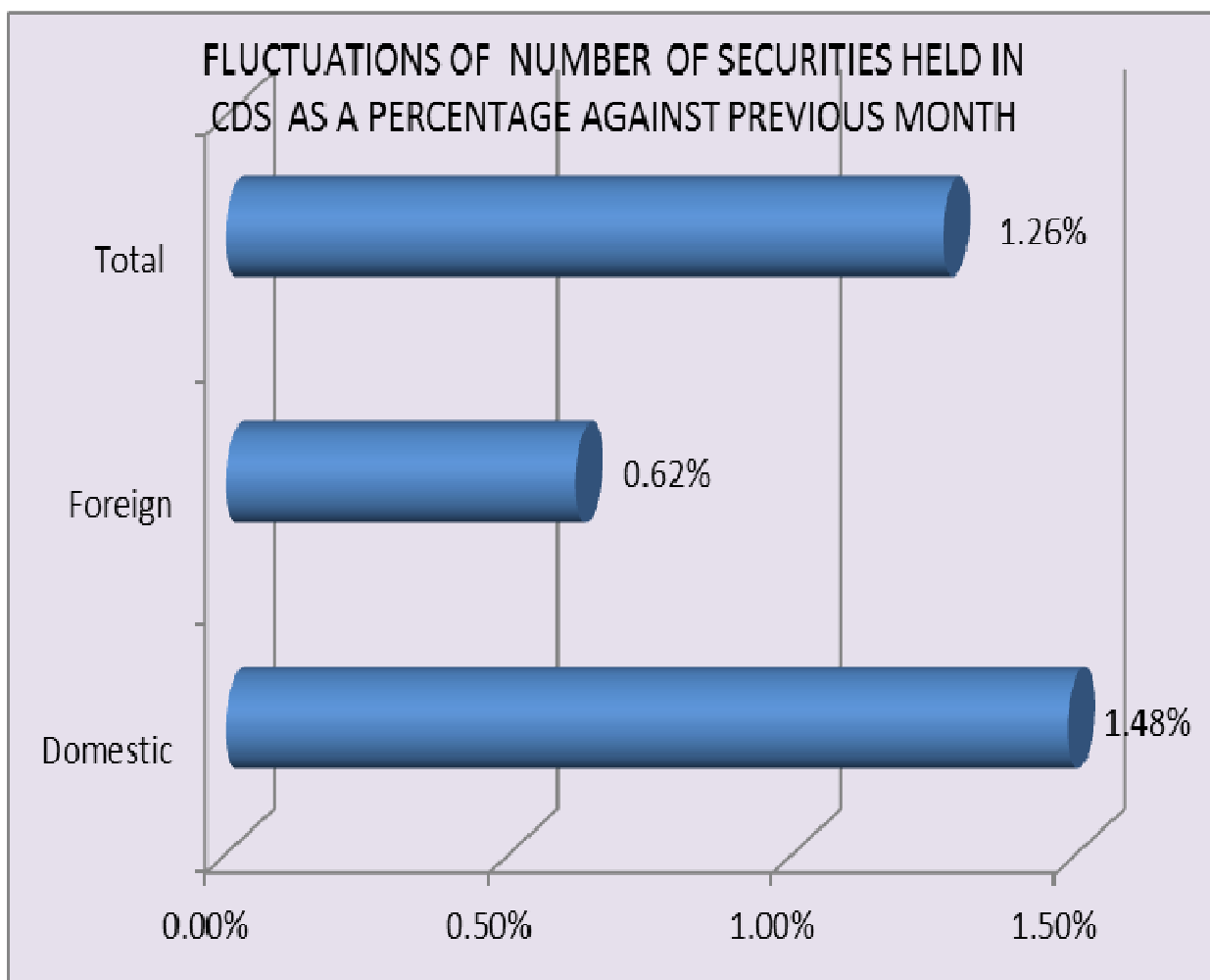


### GROWTH OF TOTAL NUMBER OF ACCOUNTS REGISTRATIONS



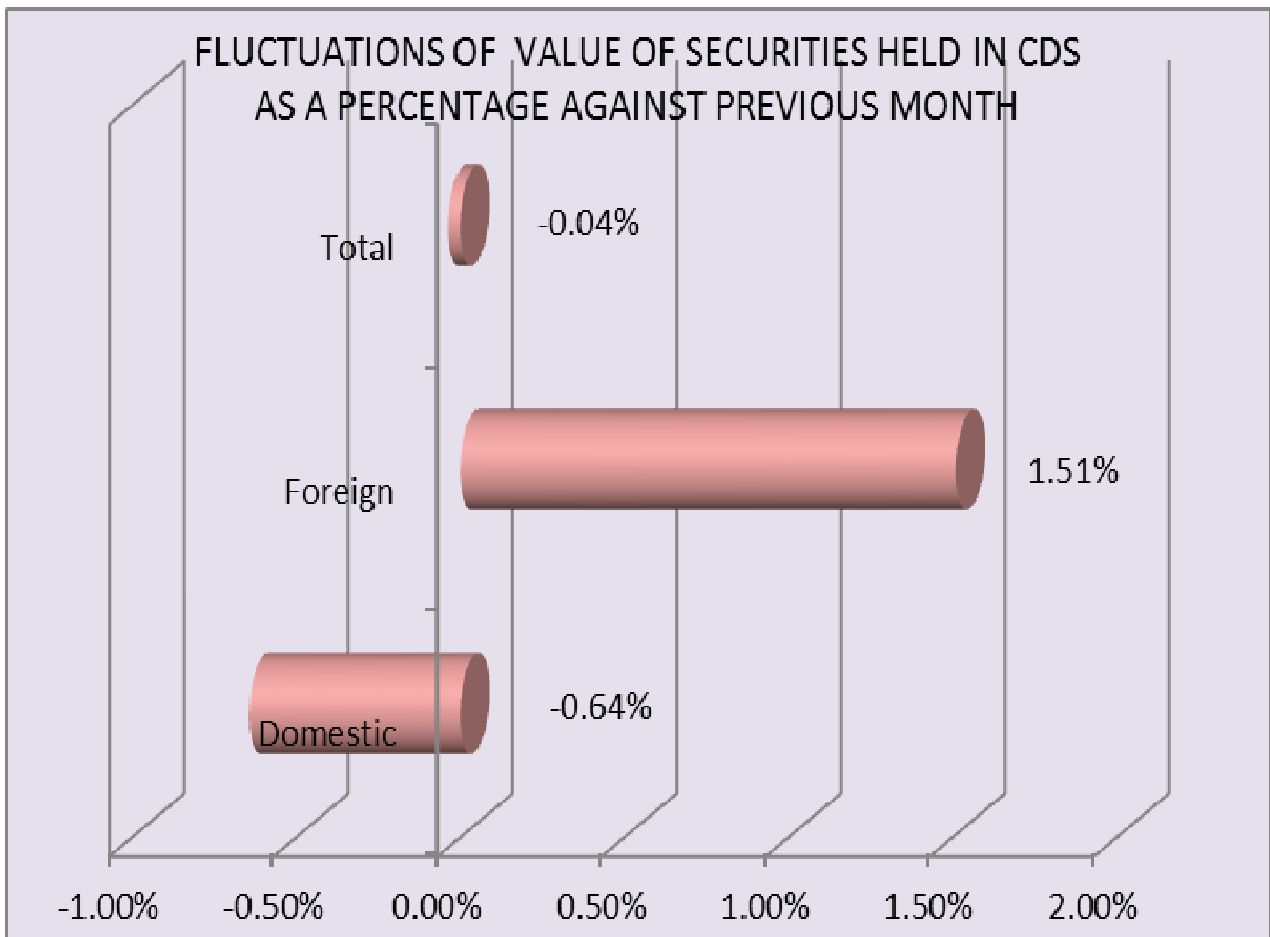
## NUMBER OF SECURITIES HELD IN CUSTODY (EQUITY & CORPORATE DEBT)

	Jul-12	% Change	Jun-12	Jul-11
Domestic	49,210,826,299	1.48%	48,491,208,262	29,130,195,463
Foreign	16,599,555,694	0.62%	16,497,855,922	8,642,906,925
<b>Total</b>	<b>65,810,381,993</b>	<b>1.26%</b>	<b>64,989,064,184</b>	<b>37,773,102,388</b>



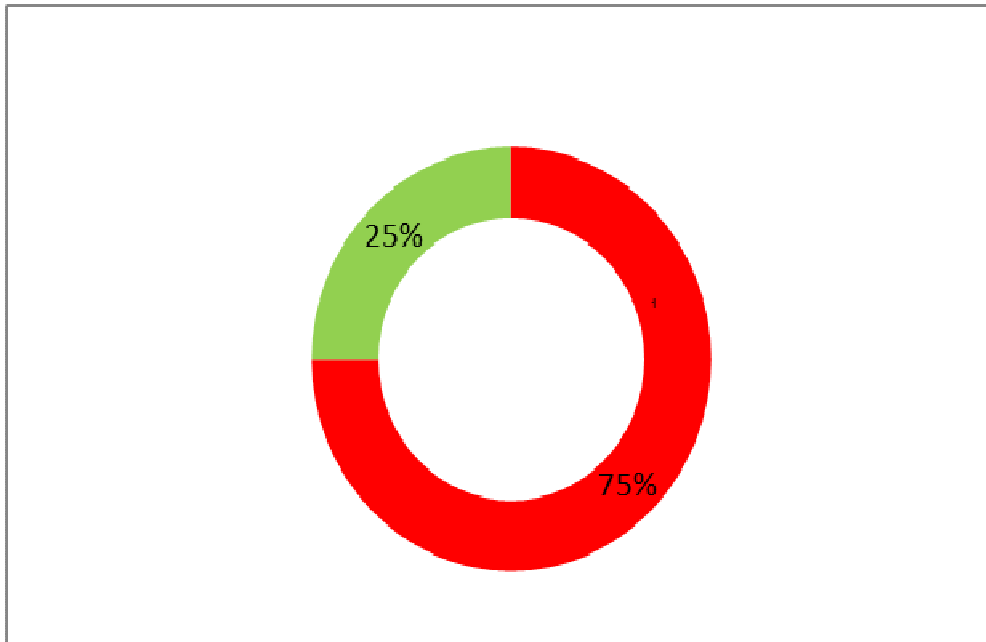
## VALUE OF SECURITIES HELD IN CUSTODY (EQUITY & CORPORATE DEBT)

	Jul-12	% Change	Jun-12	Jul-11
<b>Domestic</b>	1,201,658,186,000	-0.64%	1,209,412,778,894	1,122,238,220,333
<b>Foreign</b>	479,904,146,893	1.51%	472,765,083,312	442,045,591,134
<b>Total</b>	<b>1,681,562,332,893</b>	<b>-0.04%</b>	<b>1,682,177,862,206</b>	<b>1,564,283,811,467</b>



## SECURITY WISE BREAKDOWN AS AT 31<sup>ST</sup> JULY 2012

### NUMBER OF SECURITIES IN CUSTODY AS AT 31<sup>ST</sup> JULY 2012



75% - DOMESTIC  
25% - FOREIGN  
(EQUITY AND CORPORATE DEBT)

	Quantity	Value	Market Capitalization	% Value Held By CDS
Equity	65,575,680,572	1,654,934,993,203	1,889,712,870,533	88%
Debentures	252,183,921	26,627,339,689	39,622,440,101	67%