

MONTHLY REVIEW: JUNE'12

NEW LISTINGS – INTRODUCTION

COMMERCIAL LEASING AND FINANCE LIMITED

The shares of the above Company commenced trading from 05th June 2012 and was classified under the Banks, Finance and Insurance Sector. These shares would be listed on the Diri Savi Board.

SECURITY	ISIN	QUANTITY
CLC-N-0000	LK0414N00009	6,377,711,170

ORIENT FINANCE LIMITED

The shares of the above Company commenced trading from 07th June 2012 and was classified under the Banks, Finance and Insurance Sector. These shares would be listed on the Diri Savi Board.

SECURITY	ISIN	QUANTITY
ORIN-N-0000	LK0413N00001	115,625,000

RAMBODA FALLS LIMITED

The share of the above company commenced trading from the 18th June 2012 and was classified under the Hotels and Travel sector. These shares would be listed on the Diri Savi Board.

SECURITY	ISIN	QUANTITY
RFL-N-0000	LK0415N00006	20,000,000

PCH HOLDINGS LIMITED

The share of the above company commenced trading from the 28th June 2012 and was classified under the Diversified Holdings sector. These shares would be listed on the Diri Savi Board.

SECURITY	ISIN	QUANTITY
PCHH-N-0000	LK0417N00002	252,000,242

RIGHTS ISSUES LISTED

SOFTLOGIC CAPITAL LIMITED

160,500,000 ordinary voting shares of the company were listed on 25th June 2012, pursuant to a rights issue in the proportion of 2:5.

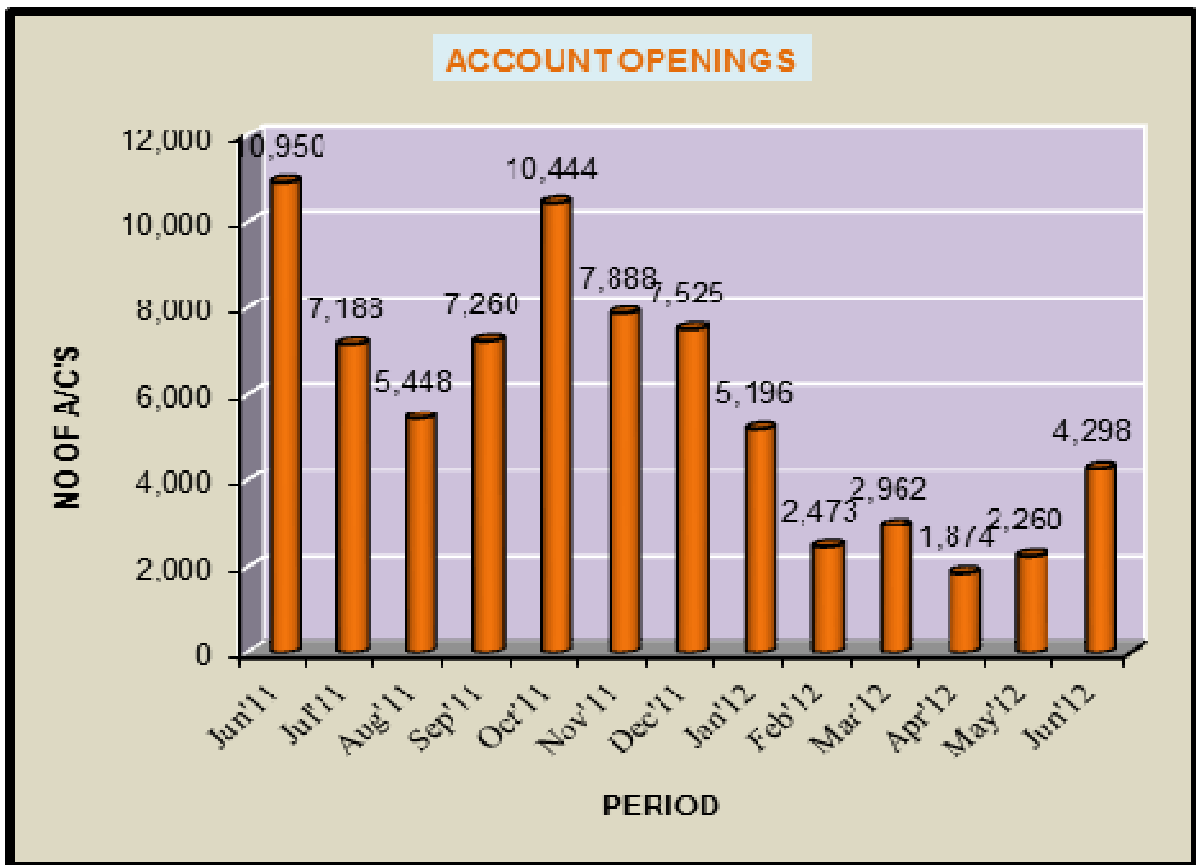
SCRIP DIVIDENDS

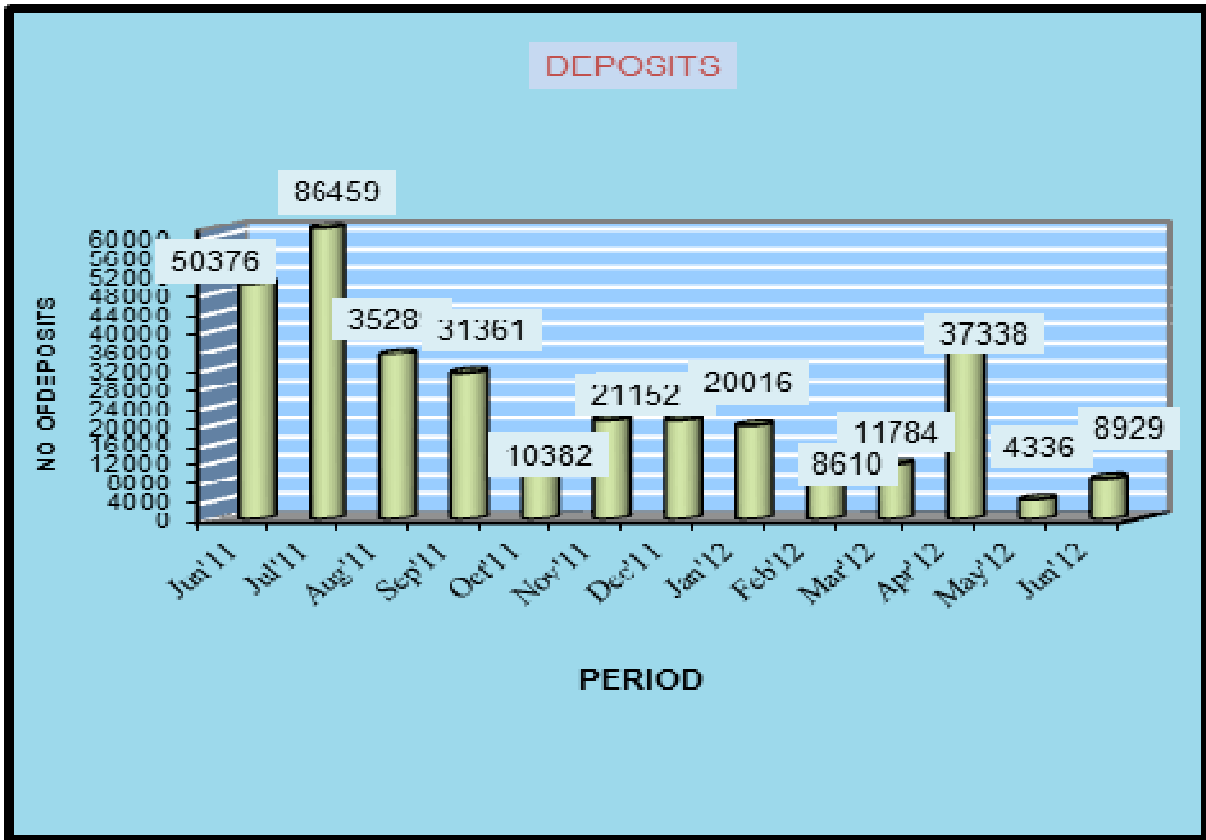
CITIZENS DEVELOPMENT BUSINESS FINANCE PLC

The above company announced a scrip dividend of 1 Non-Voting Share for each 22.222224 Ordinary Voting & Non Voting Shares.

OPERATIONAL HIGHLIGHTS FOR THE MONTH OF JUNE

	2012	2012	2011
	JUNE	MAY	JUNE
New Accounts (No.)	4,298	2,260	10,950
Deposits (No.)	8929*	4336*	50,376
Withdrawals (No.)	0	2	13
Transfers (No.)	2,015	2,162	3,892
Trades (No.) - Equity	149,449	112,004	485,625
Trades (No.)-Closed			
End Funds	57	80	218
Market Days (No.)	20	21	21
Listed Companies (No.)	284	281	259
Participants (No.)	46	46	44





* Deposits in June 2012 Includes 742 direct deposits made due to Subdivisions, Right Issues, Initial public Offers and Capitalization of Reserves.

** Deposits in May 2012 Includes 478 direct deposits made due to Subdivisions, Right Issues, Initial public Offers and Capitalization of Reserves.

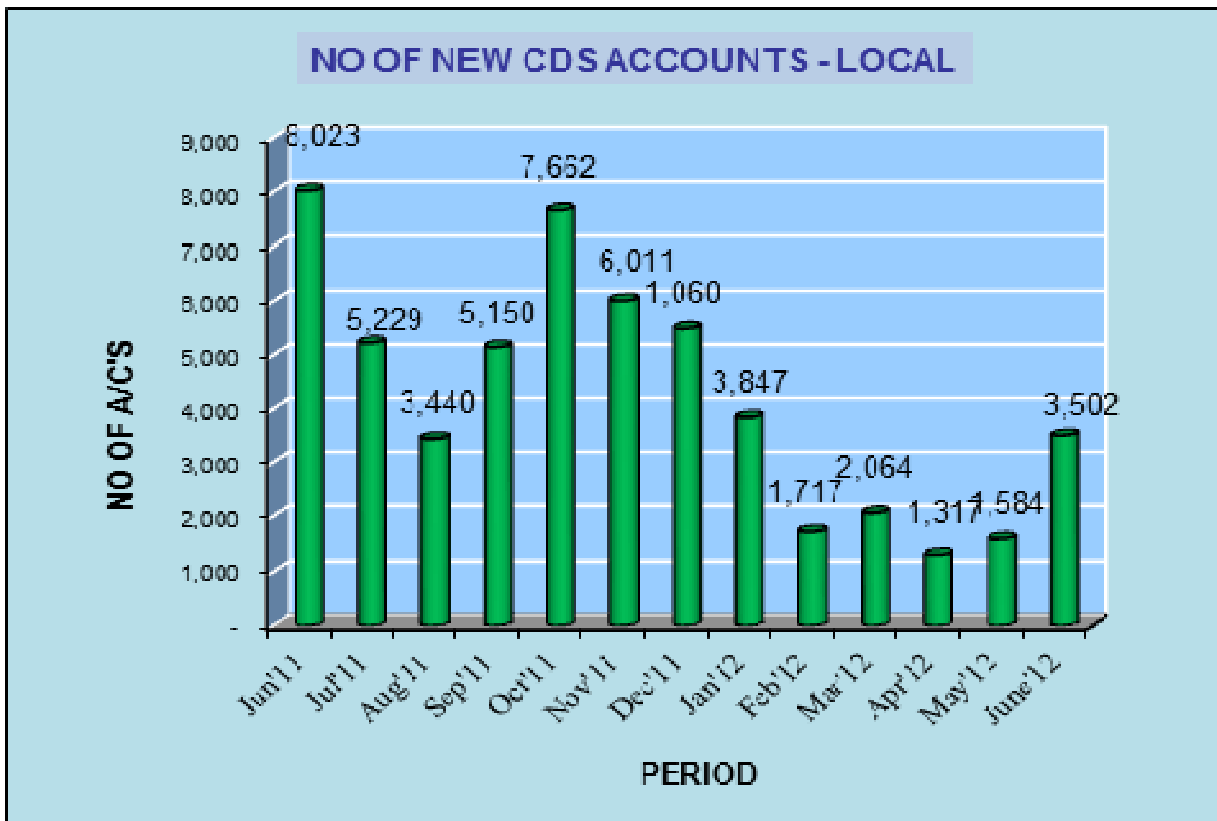
COMPARATIVE ANALYSIS OF CUMULATIVE FIGURES

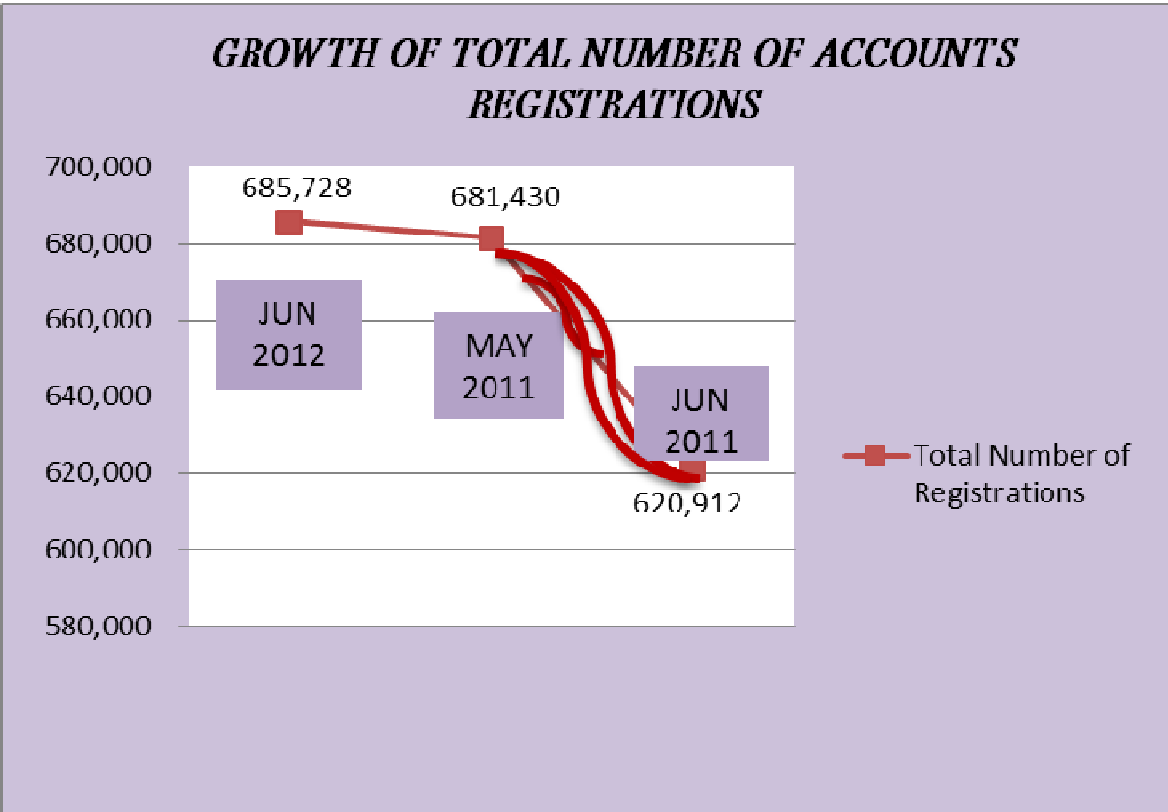
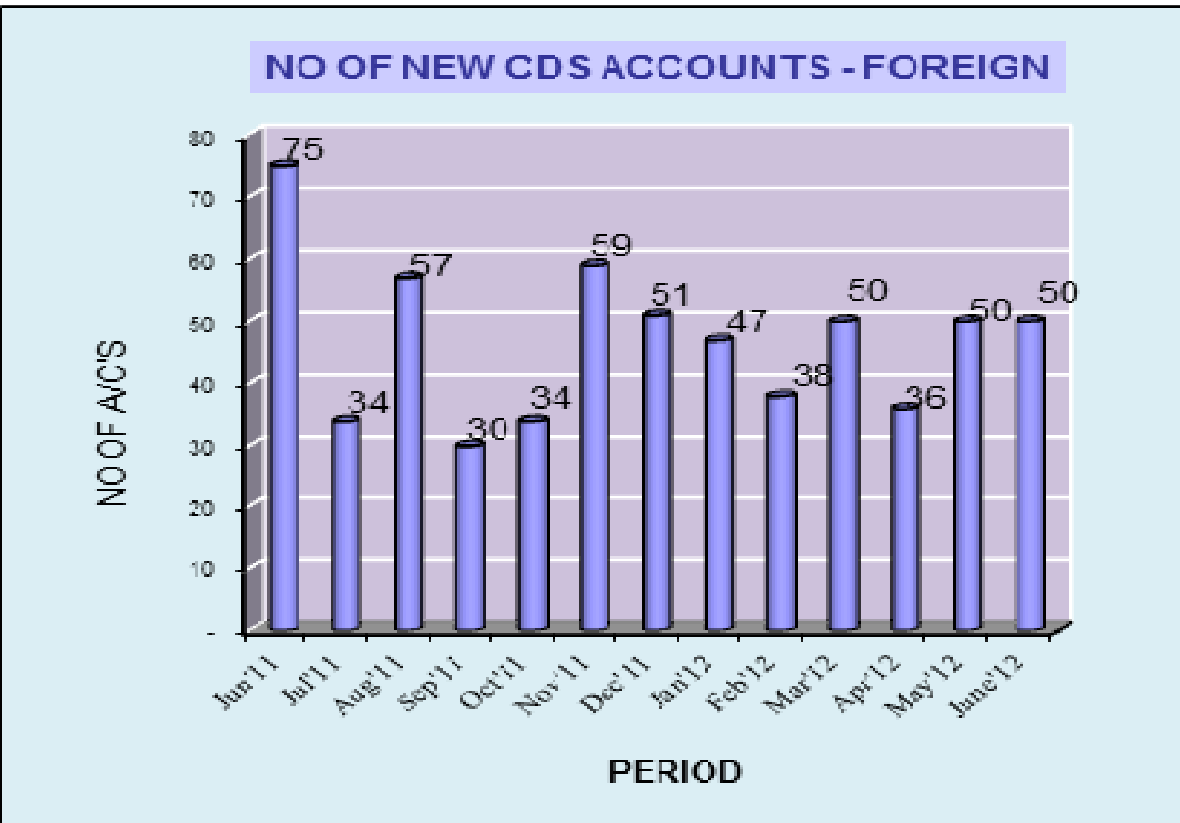
	2012 - 2011 (CUMULATIVE) JAN-JUN	
	2012	2011
New Accounts (No.)	19,064	66,720
Deposits (No.)	91,013	314,279
Withdrawals (No.)	33	134
Transfers (No.)	14,632	24,988
Trades (No.) - Equity	898,291	2,531,047
Trades (No.)-Closed End Funds	285	1,804

NUMBER OF SECURITIES ACCOUNTS AND CATEGORIES

	Jun-12	May-12	Jun-11
Local Individuals (No.)	506,471	503,066	460,114
Foreign Individuals (No.)	4,017	3,986	3,691
Local Companies (No.)	7,615	7,518	6,952
Foreign Companies (No.)	4,213	4,194	4,003
<i>Total</i>	<i>522,316</i>	<i>518,764</i>	<i>474,760</i>

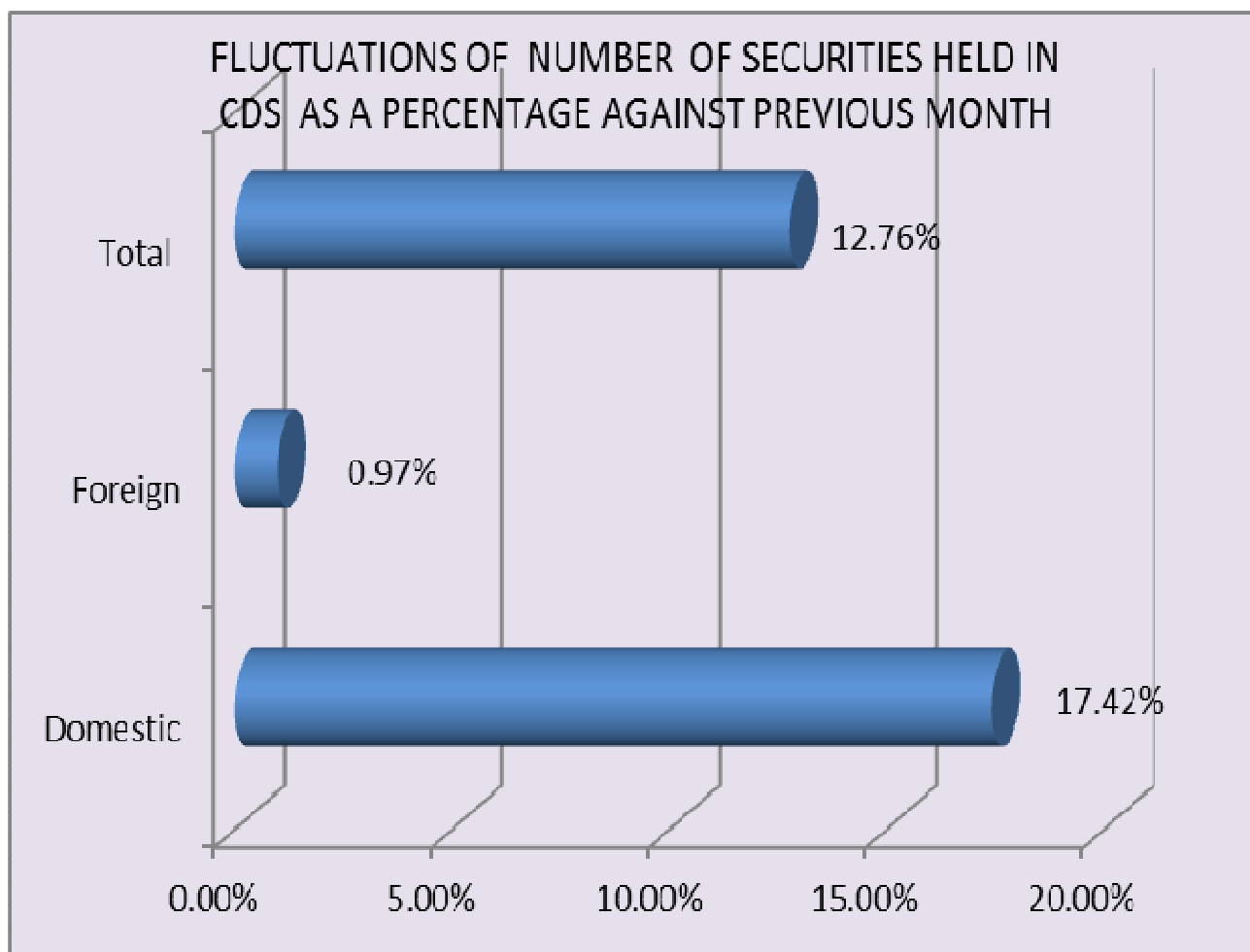
*The above break-up excludes the number of multiple registrations sought by the same client through different participants.





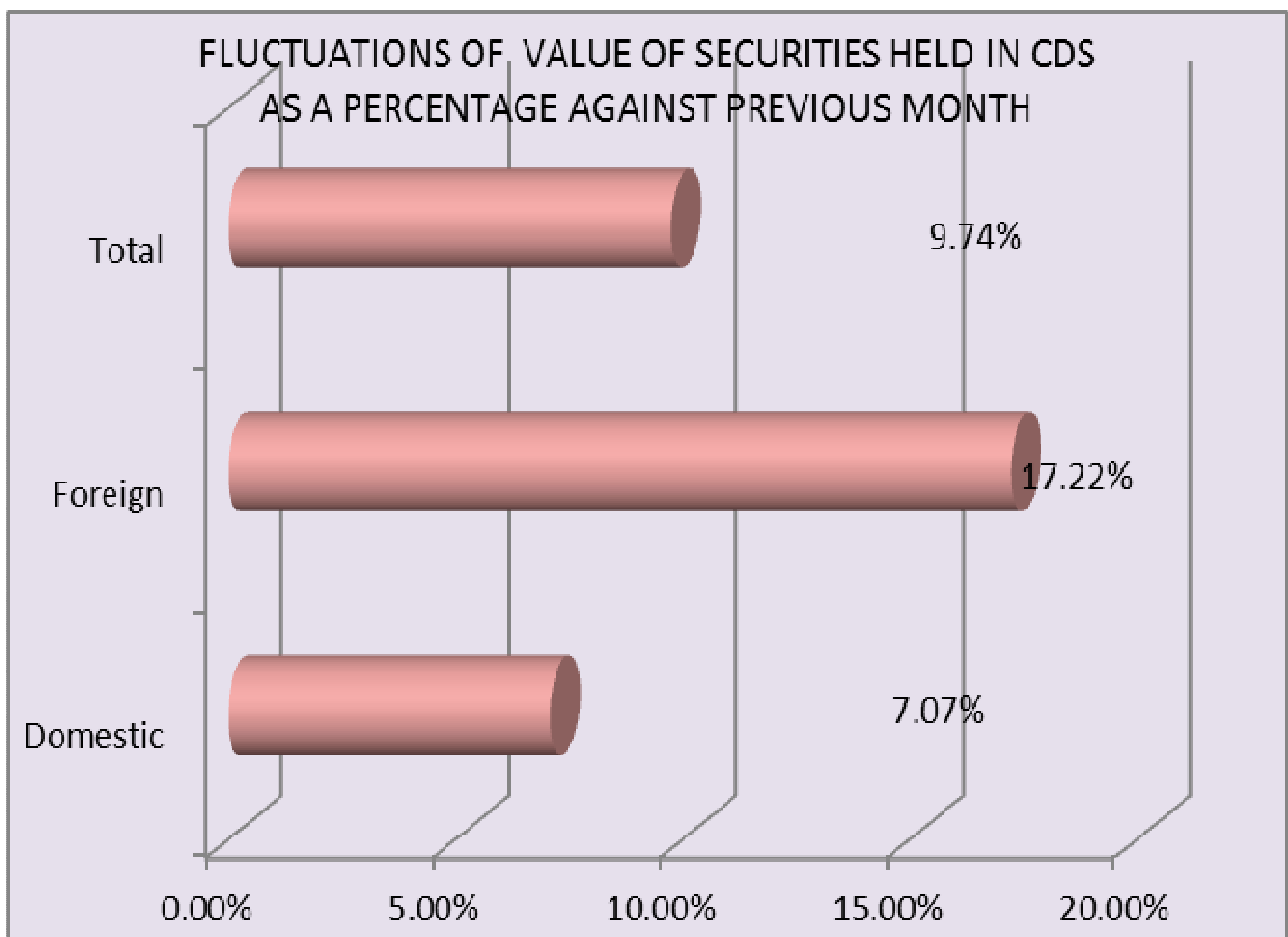
NUMBER OF SECURITIES HELD IN CUSTODY (EQUITY & CORPORATE DEBT)

	Jun-12	% Change	May-12	Jun-11
Domestic	48,491,208,262	17.42%	41,297,052,950	22,473,712,819
Foreign	16,497,855,922	0.97%	16,339,060,657	7,762,801,807
Total	64,989,064,184	12.76%	57,636,113,607	30,236,514,626



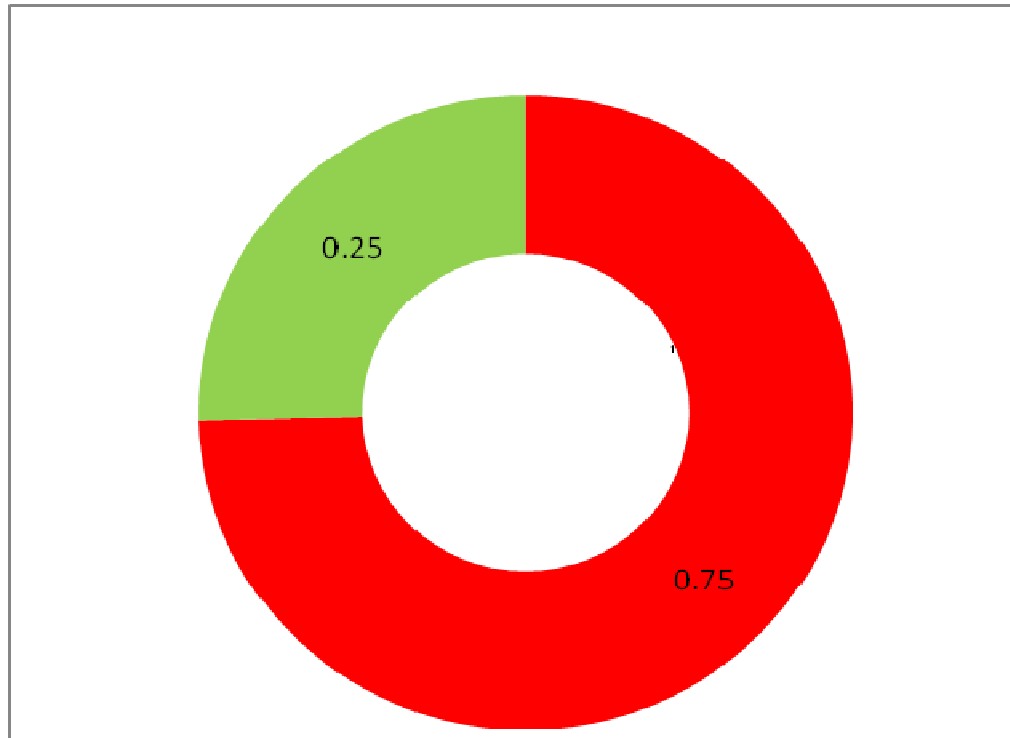
VALUE OF SECURITIES HELD IN CUSTODY (EQUITY & CORPORATE DEBT)

	Jun-12	% Change	May-12	Jun-11
Domestic	1,209,412,778,894	7.07%	1,129,556,360,412	1,040,587,216,132
Foreign	472,765,083,312	17.22%	403,306,379,197	435,929,905,899
Total	1,682,177,862,206	9.74%	1,532,862,739,609	1,476,517,122,031



SECURITY WISE BREAKDOWN AS AT 30TH JUNE 2012

NUMBER OF SECURITIES IN CUSTODY AS AT 30TH JUNE 2012



75% - DOMESTIC
25% - FOREIGN
(EQUITY AND CORPORATE DEBT)

	Quantity	Value	Market Capitalization	% Value Held By CDS
Equity	64,738,951,263	1,657,594,698,872	1,894,219,395,336	88%
Debentures	250,112,921	24,583,163,333	37,596,051,703	65%