

MONTHLY REVIEW: MARCH'12**NEW LISTINGS – IPO****ACCESS ENGINEERING LIMITED**

The shares of the above Company would be listed on the Diri Savi Board of the CSE and will be classified under the Construction and Engineering sector.

SECURITY	ISIN	QUANTITY
AEL-N-0000	LK0409N00009	1,000,000,000

SUB DIVISIONS**REGNIS LANKA PLC**

Dealins Suspension: 03/03/2012-03/04/2012
Trading Commenced on : 04/04/2012
Share Holding based on : 29/03/2012
Each share sub divided in to two shares

SWARNAMAHAL FINANCIAL DERVICES PLC

Dealings Suspension: 28/03/2012-30/03/2012
Trading Commences on : 02/04/2012
Share Holding based on : 27/03/2012
One share sub divided in to twenty shares

RIGHTS ISSUES**PEGASUS HOTELS OF CEYLON PLC**

Trading Commences on : 30/03/2012
Renunciation : 09/04/2012
Last Date for Payment : 10/04/2012
Proportion : 1 for 9

CAPITALIZATION OF RESERVES**NATION LANKA FINANCE PLC**

General Meeting : 22/03/2012
Proportion : 1 for 20
XC from : 23/03/2012

RIGHTS ISSUES DECLARED FOR APRIL**SOFTLOGIC CAPITAL PLC**

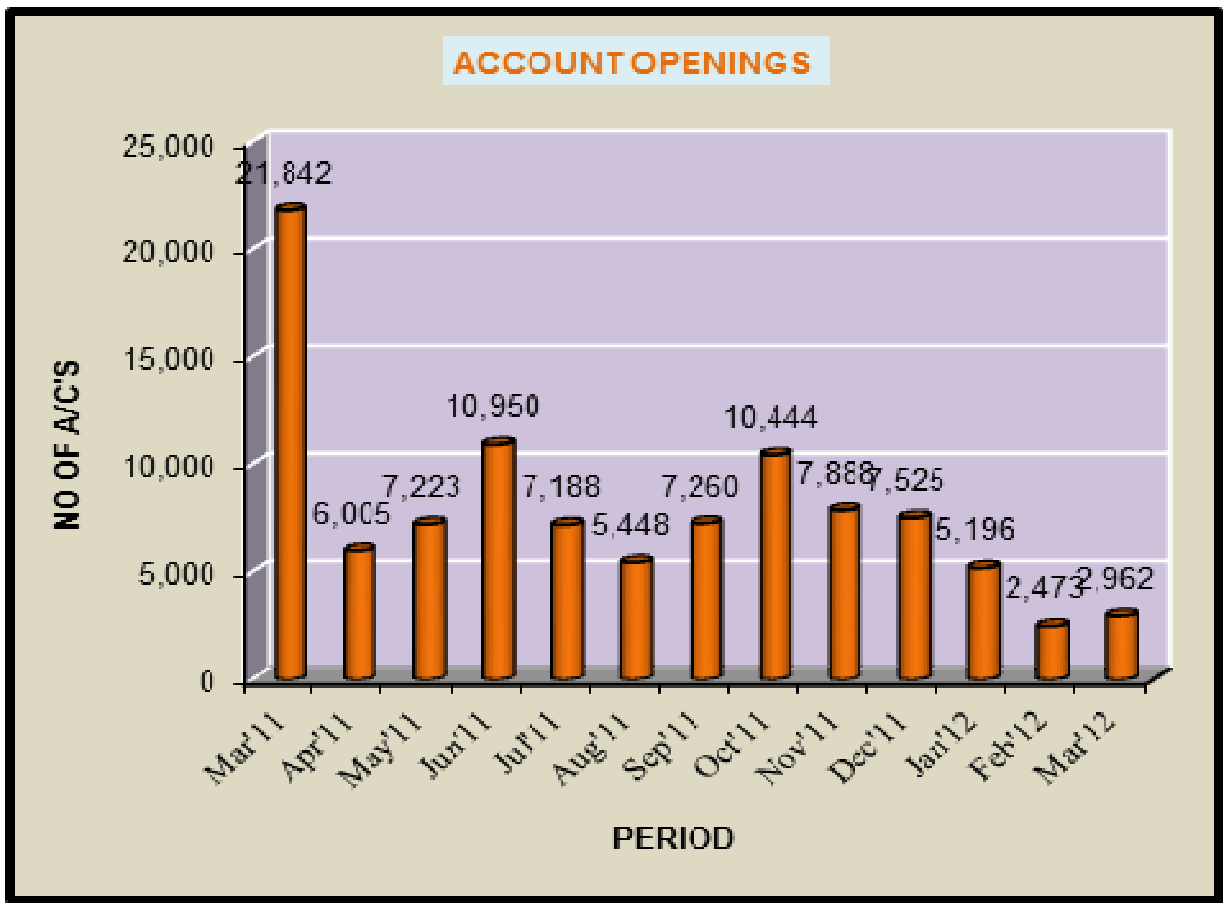
Trading Commences on : 18/04/2012
Renunciation : 25/04/2012
Last Date for Payment : 26/04/2012
Proportion : 10 for 1

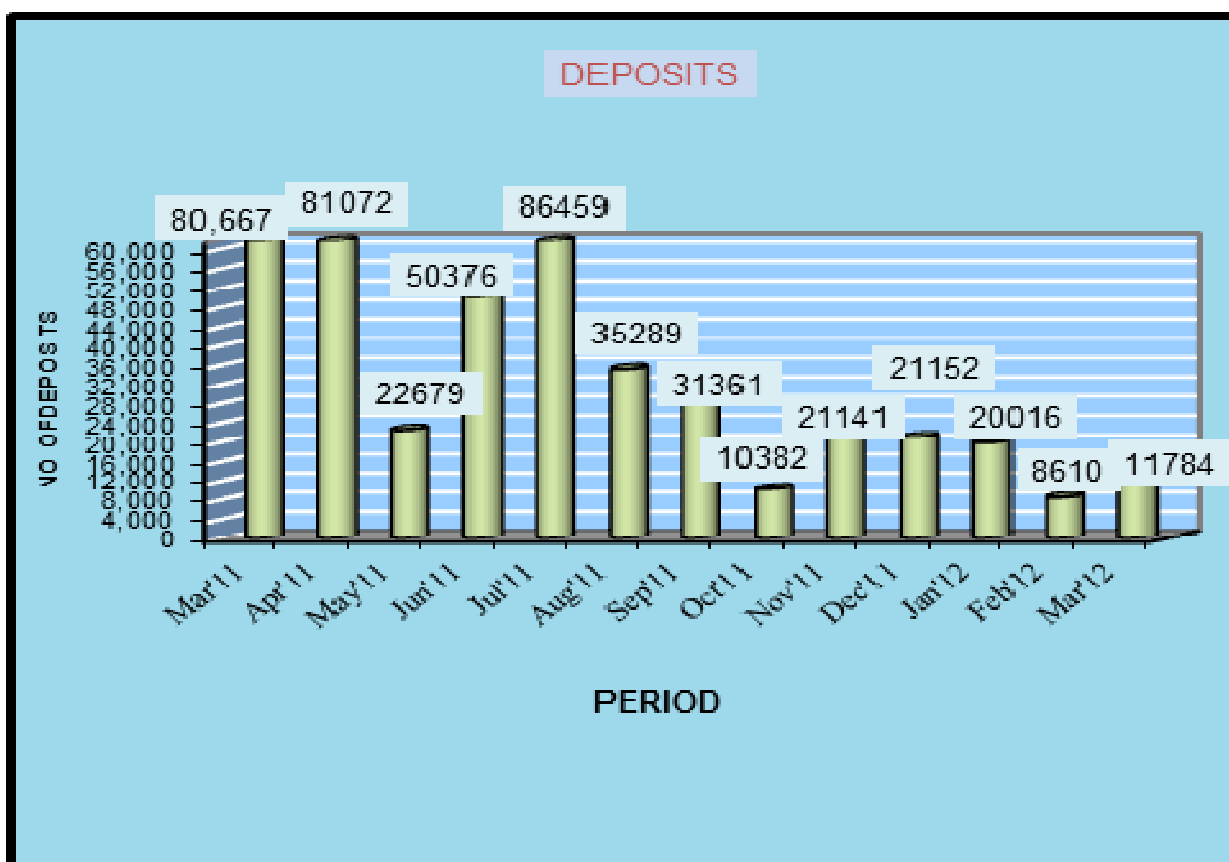
HAYLEYS MGT KNITTING MILLS PLC

Trading Commences on : 19/04/2012
Renunciation : 26/04/2012
Last Date for Payment : 27/04/2012
Proportion : 2 for 5

OPERATIONAL HIGHLIGHTS FOR THE MONTH OF FEBRUARY

	2012	2012	2011
	MARCH	FEBRUARY	MARCH
New Accounts (No.)	2,962	2,473	21,842
Deposits (No.)	11,784*	8,610**	80667*
Withdrawals (No.)	11	6	9
Transfers (No.)	2,920	2,130	4,157
Trades (No.) - Equity	113,799	218,342	335,730
Trades (No.)-Closed			
End Funds	30	64	261
Market Days (No.)	21	18	22
Listed Companies (No.)	278	277	246
Participants (No.)	46	46	44





* Deposits in March 2012 Includes 6,637 direct deposits made due to Subdivisions, Right Issues, Initial public Offers and Capitalization of Reserves.

** Deposits in February 2012 Includes 5,168 direct deposits made due to Subdivisions, Right Issues, Initial public Offers and Capitalization of Reserves.

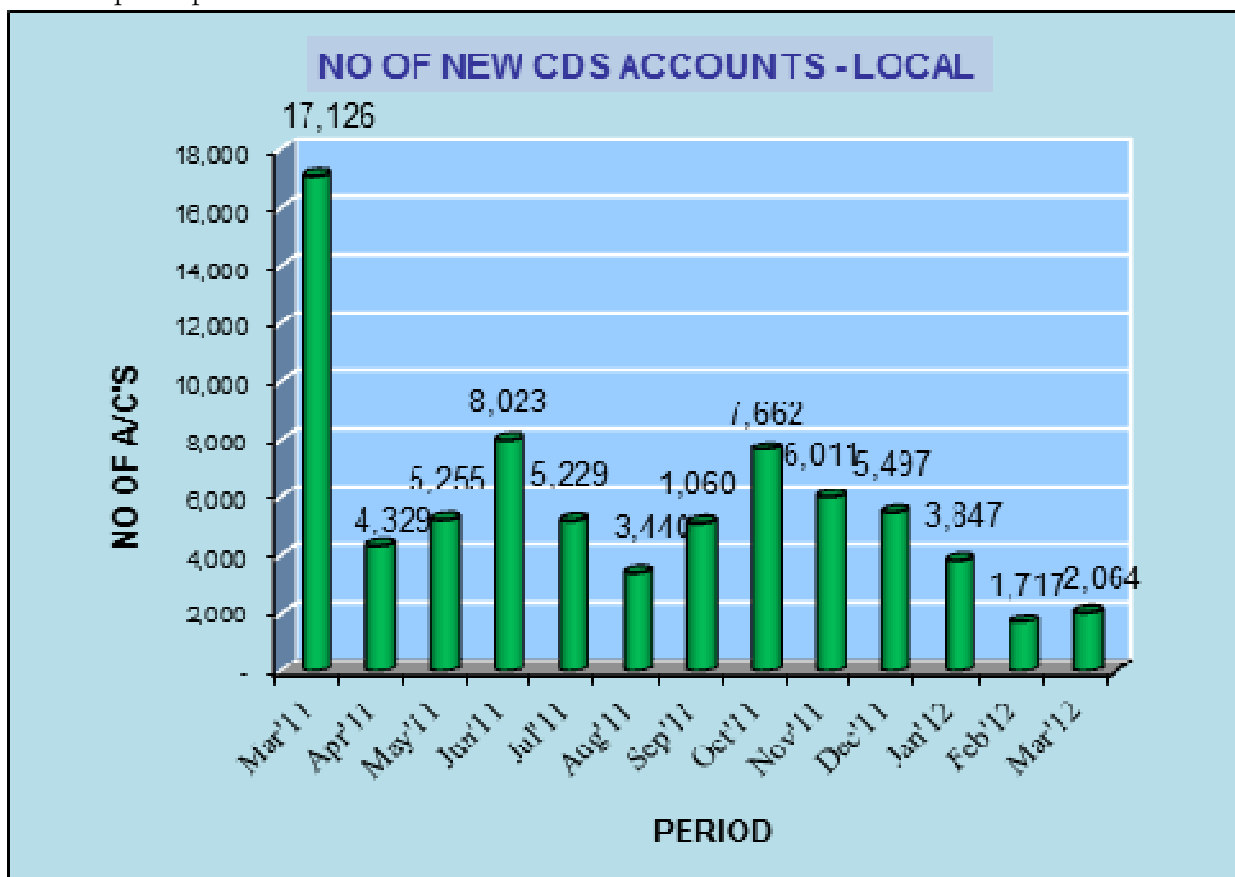
COMPARATIVE ANALYSIS OF CUMULATIVE FIGURES

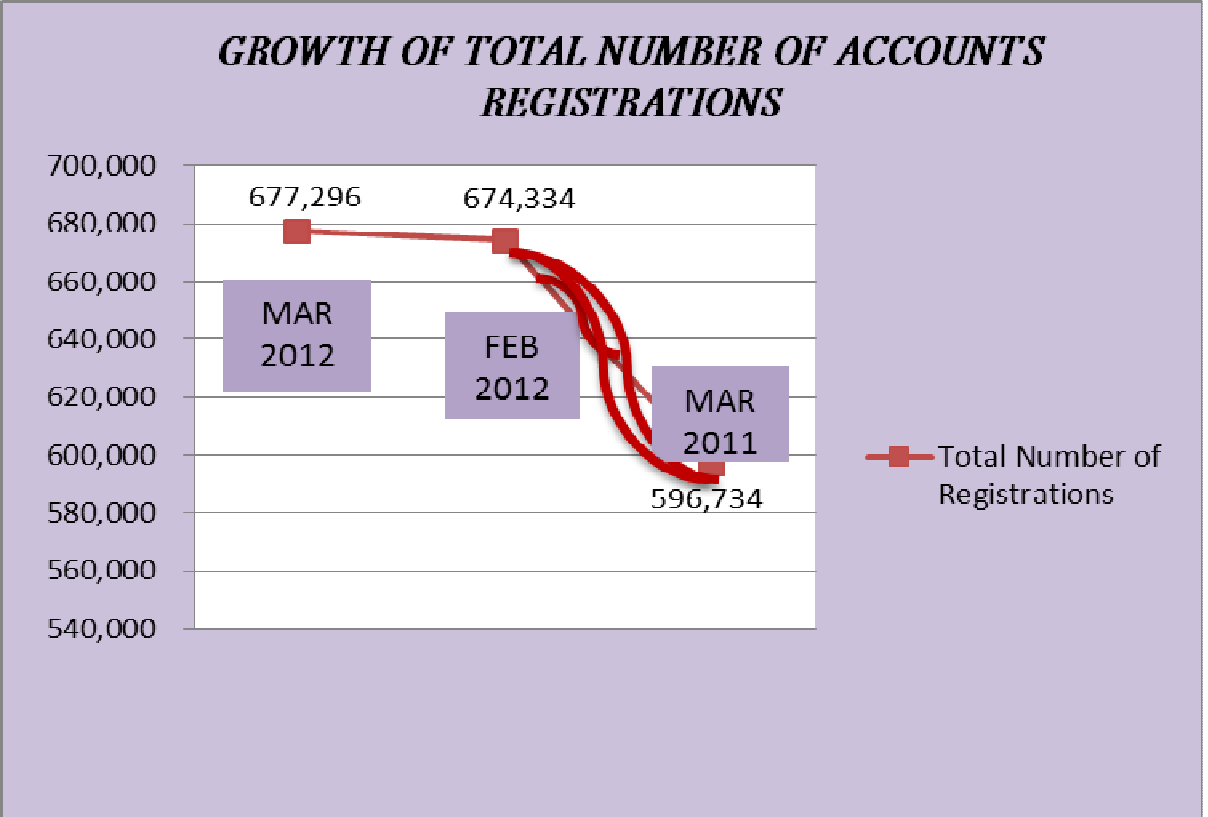
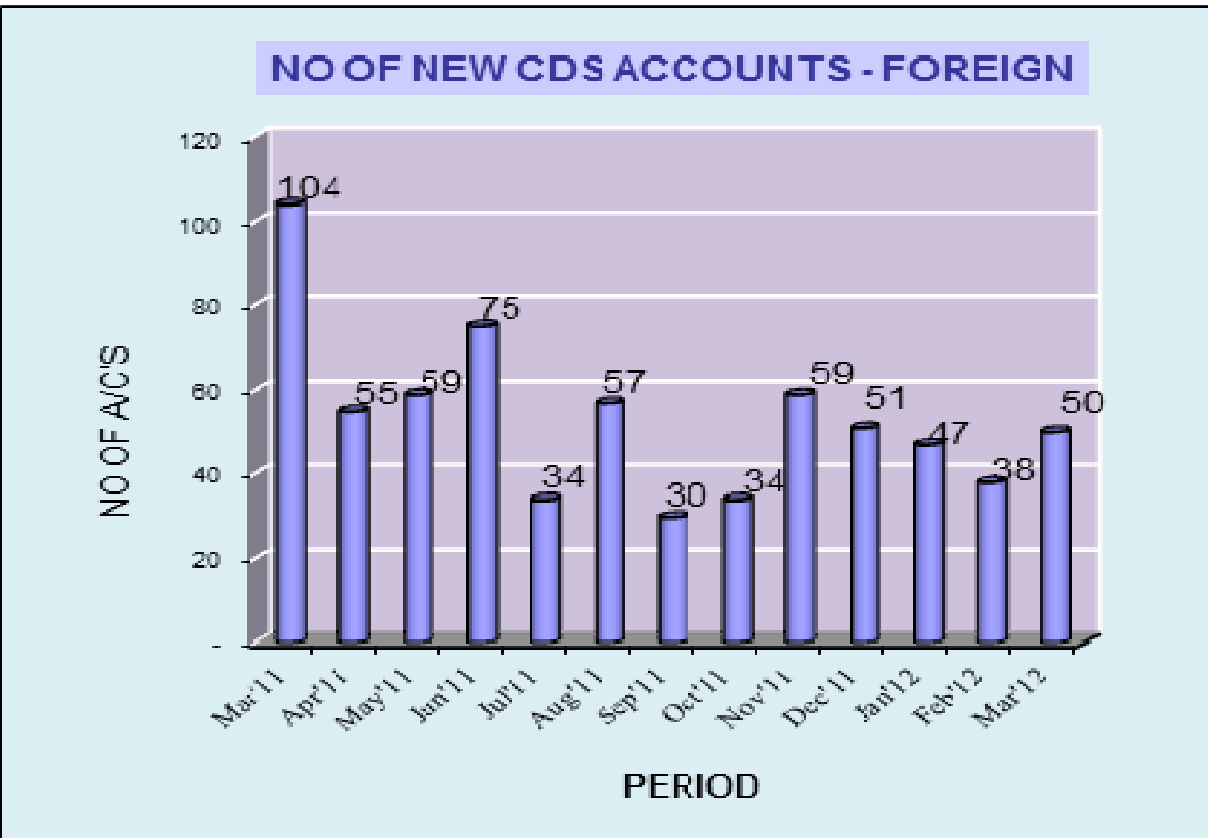
	2012 - 2011 (CUMULATIVE) JAN-MAR	
	2012	2011
New Accounts (No.)	10,632	42,542
Deposits (No.)	40,410	160,130
Withdrawals (No.)	25	81
Transfers (No.)	8,686	12,278
Trades (No.) - Equity	550,710	1,378,861
Trades (No.)-Closed End Funds	118	1,023

NUMBER OF SECURITIES ACCOUNTS AND CATEGORIES

	Mar-12	Feb-12	Mar-11
Local Individuals (No.)	500,198	498,186	442,957
Foreign Individuals (No.)	3,946	3,912	3,557
Local Companies (No.)	7,485	7,433	6,502
Foreign Companies (No.)	4,148	4,132	3,948
Total	515,777	513,663	456,964

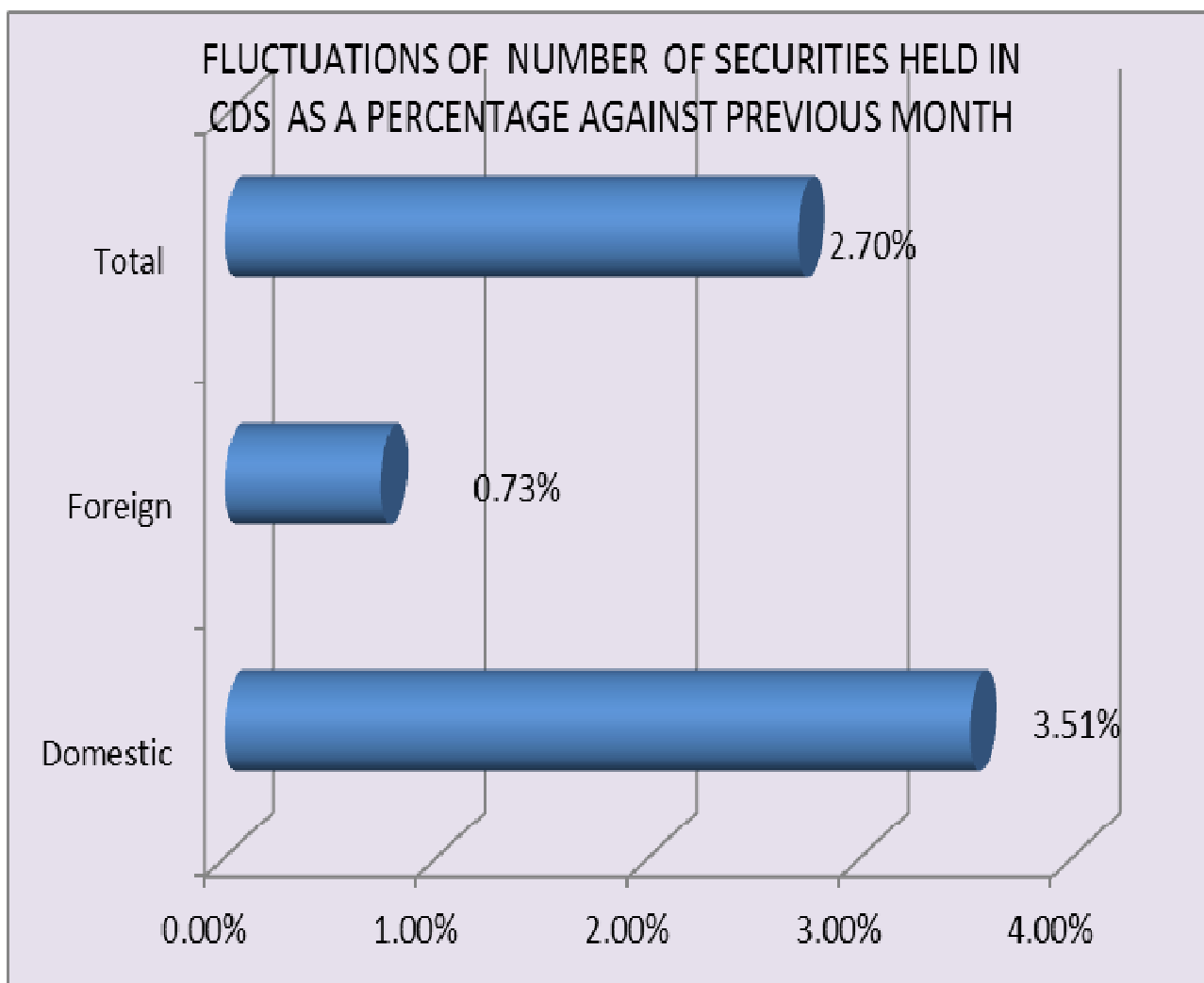
*The above break-up excludes the number of multiple registrations sought by the same client through different participants.





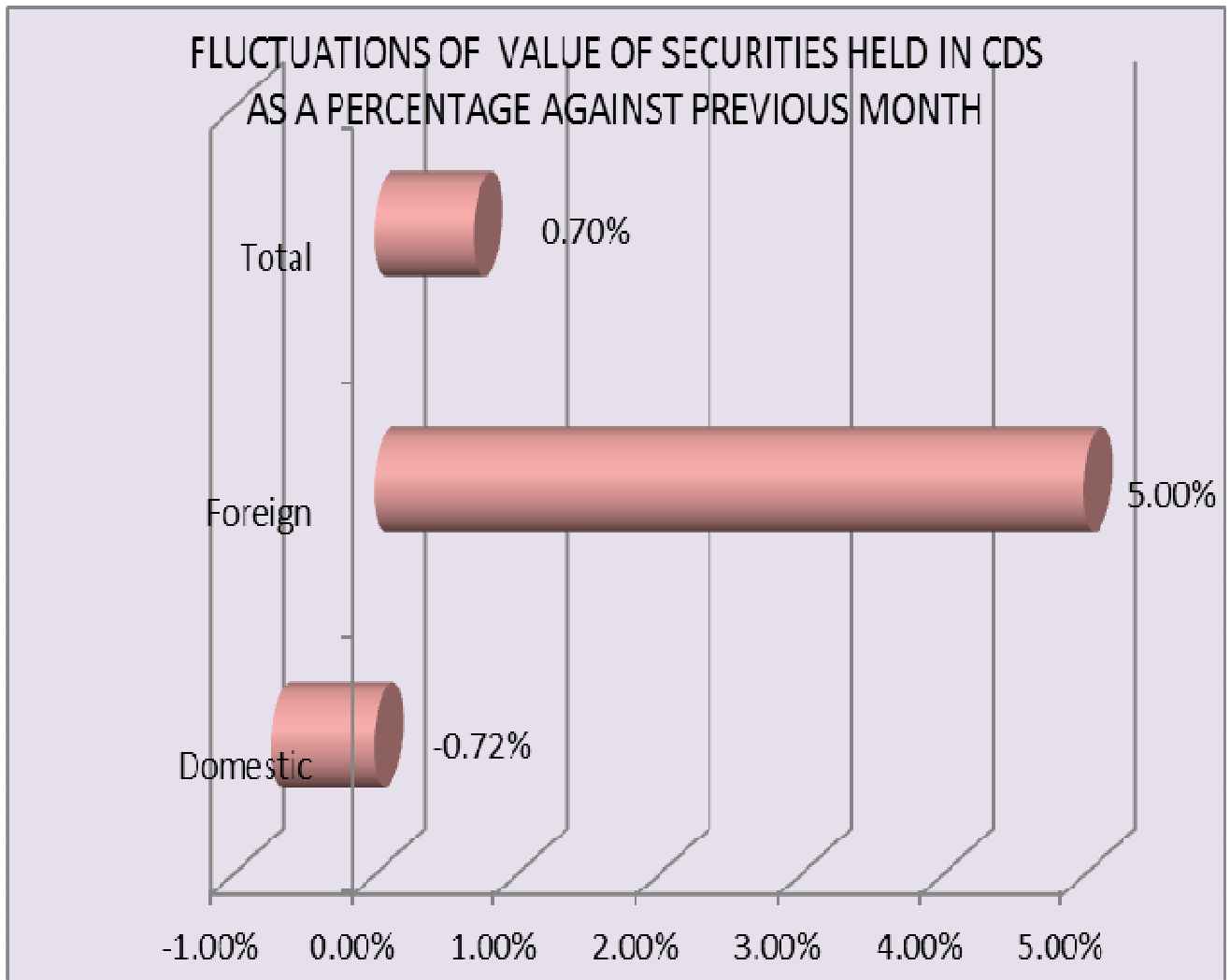
NUMBER OF SECURITIES HELD IN CUSTODY (EQUITY & CORPORATE DEBT)

	Feb-12	% Change	Feb-12	Mar-11
Domestic	39,264,841,354	3.51%	37,932,249,017	18,507,028,612
Foreign	15,764,023,946	0.73%	15,649,272,556	7,349,121,843
Total	55,028,865,300	2.70%	53,581,521,573	25,856,150,455



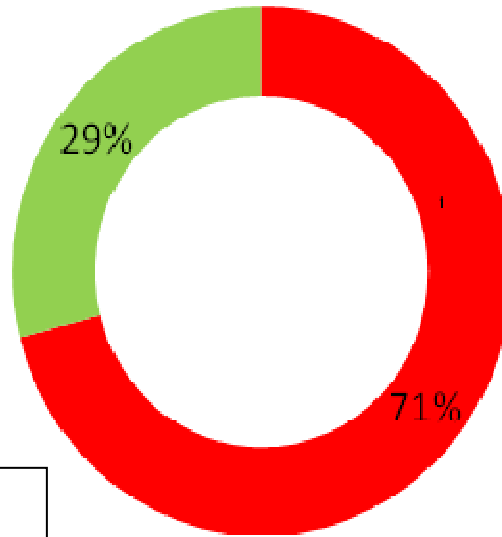
VALUE OF SECURITIES HELD IN CUSTODY (EQUITY & CORPORATE DEBT)

	Mar-12	% Change	Feb-11	Mar-11
Domestic	1,288,401,536,731	-0.72%	1,297,770,448,188	1,047,448,188,932
Foreign	450,228,111,843	5.00%	428,807,573,638	453,424,162,194
Total	1,738,629,648,574	0.70%	1,726,578,021,826	1,500,872,351,126



SECURITY WISE BREAKDOWN AS AT 30TH MARCH 2012

NUMBER OF SECURITIES IN CUSTODY AS AT
30TH MARCH 2012



71% - DOMESTIC
29% - FOREIGN
(EQUITY AND CORPORATE DEBT)

	Quantity	Value	Market Capitalization	% Value Held By CDS
Equity	54,780,558,779	1,714,254,552,941	2,012,873,661,932	85%
Debentures	248,306,521	24,375,095,634	38,262,018,996	64%