

MONTHLY REVIEW: SEPTEMBER'12

NEW LISTINGS

INTRODUCTIONS

ASIA SIYAKA COMMODITIES LIMITED

The shares of the above Company commenced trading from 12th September 2012 and was classified under the Services sector. These shares were listed on the Diri Savi Board.

Security Code : ASIY N0000
ISIN : LK0419N00008

GEORGE STEUART FINANCE LIMITED

The shares of the above Company commenced trading from 12th September 2012 and was classified under the Banks Finance and Insurance sector. These shares were listed on the Diri Savi Board.

Security Code : GSF N0000
ISIN : LK0418N00000

LISTING OF SHARES OF RIGHTS ISSUES

KEELLS FOOD PRODUCTS PLC

17,000,000 ordinary shares of the company were listed on 05th September 2012 pursuant to a 2:1 rights issue.

COLOMBO INVESTMENT TRUST PLC

1,000,000 ordinary shares of the company were listed on 11th September 2012 pursuant to a 2:11 rights issue.

COLOMBO FORT INVESTMENTS PLC

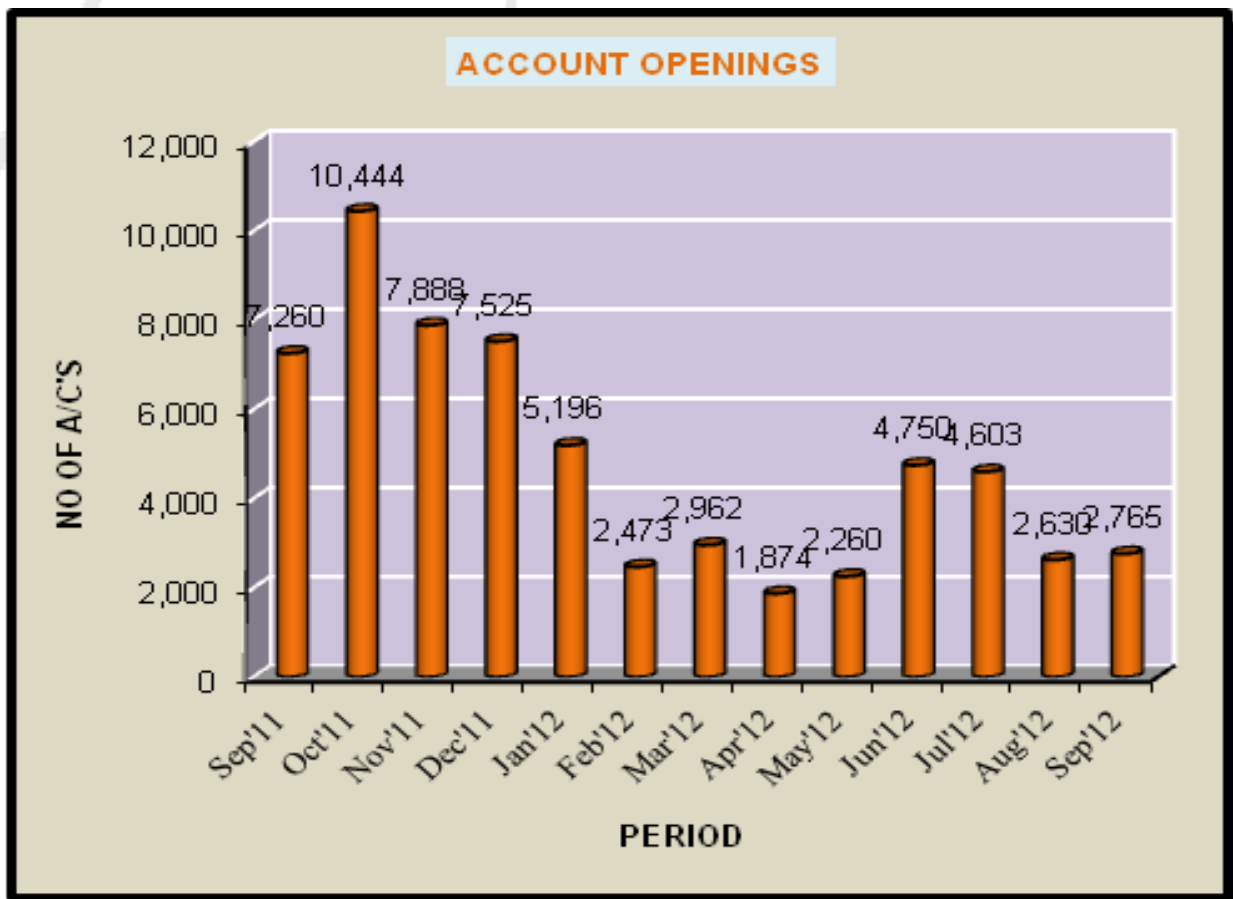
120,000,000 ordinary shares of the company were listed on 11th September 2012 pursuant to a 3:10 rights issue.

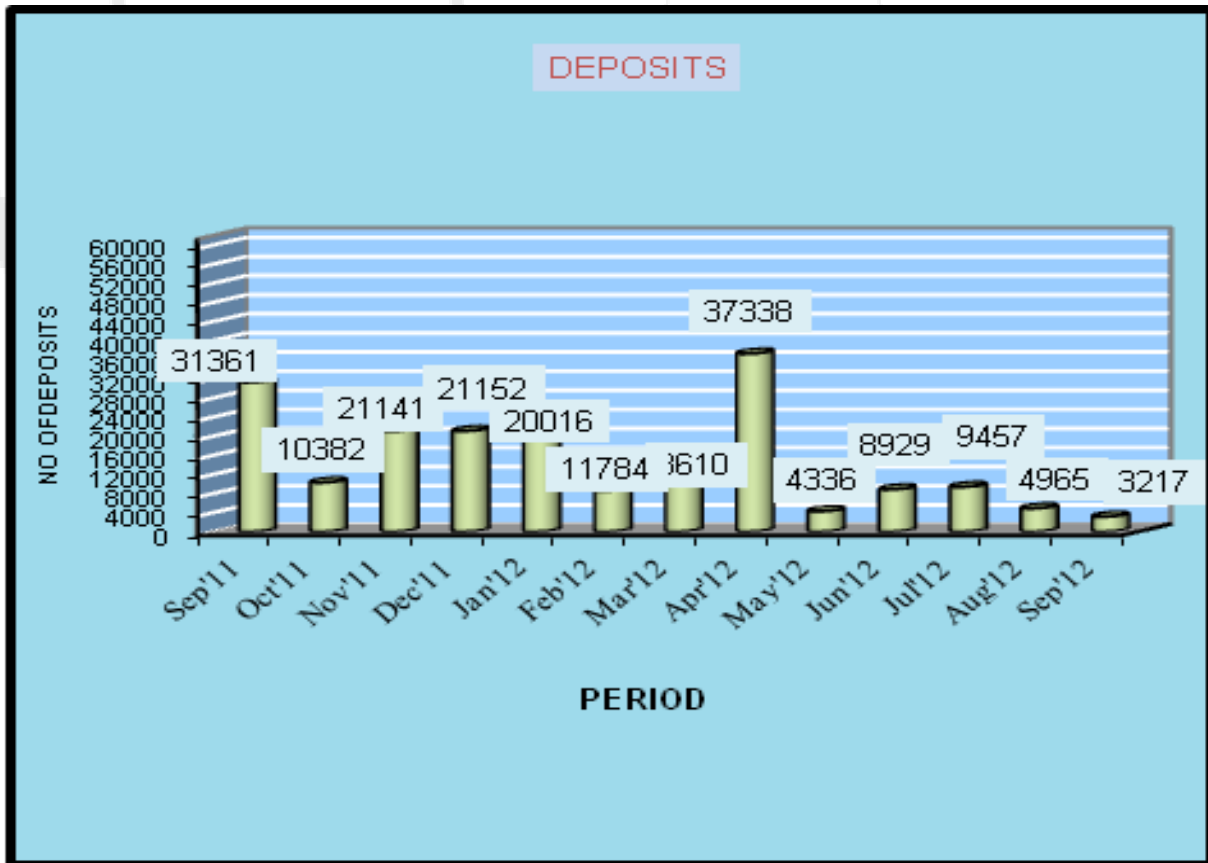
INFRASTRUCTURE DEVELOPERS PLC

1,619,163 ordinary shares of the company were listed on 19th September 2012 pursuant to a 1:3 rights issue.

OPERATIONAL HIGHLIGHTS FOR THE MONTH OF SEPTEMBER

	2012	2012	2011
	SEPTEMBER	AUGUST	SEPTEMBER
New Accounts (No.)	2,765	2,630	7,260
Deposits (No.)	3217*	4965**	31,361
Withdrawals (No.)	3	2	9
Transfers (No.)	3,282	2,065	9,322
Trades (No.) - Equity	407,993	139,406	486,586
Trades (No.)-Closed			
End Funds	261	60	257
Market Days (No.)	20	21	21
Listed Companies (No.)	287	285	267
Participants (No.)	46	46	46





* Deposits in September 2012 Includes 659 direct deposits made due to Subdivisions, Right Issues, Initial public Offers and Capitalization of Reserves.

** Deposits in August 2012 Includes 1,622 direct deposits made due to Subdivisions, Right Issues, Initial public Offers and Capitalization of Reserves.

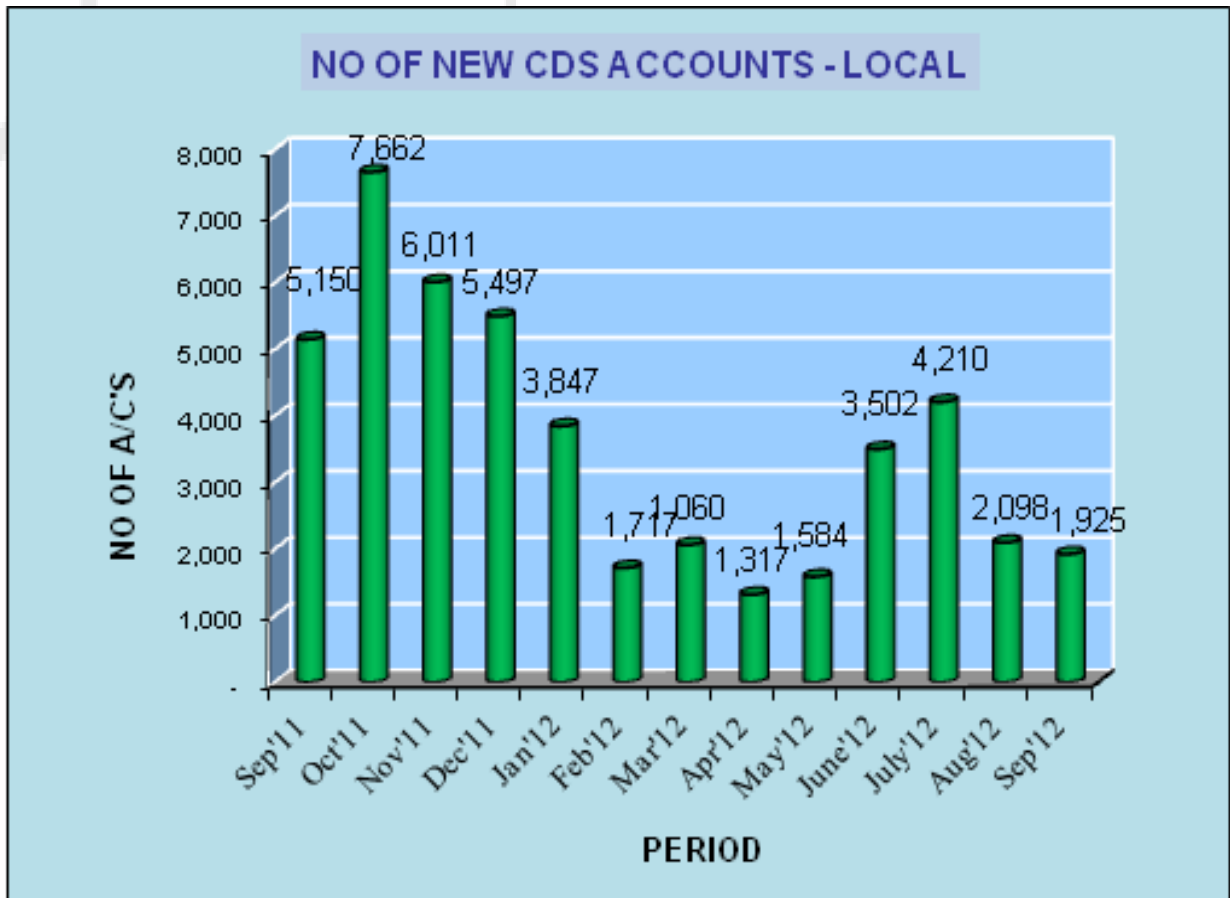
COMPARATIVE ANALYSIS OF CUMULATIVE FIGURES

	2012 – 2011 (CUMULATIVE) JAN-SEP	
	2012	2011
New Accounts (No.)	29,062	86,616
Deposits (No.)	108,652	467,388
Withdrawals (No.)	38	159
Transfers (No.)	21,826	42,822
Trades (No.) - Equity	1,547,683	3,921,652
Trades (No.)-Closed End Funds	629	2,507

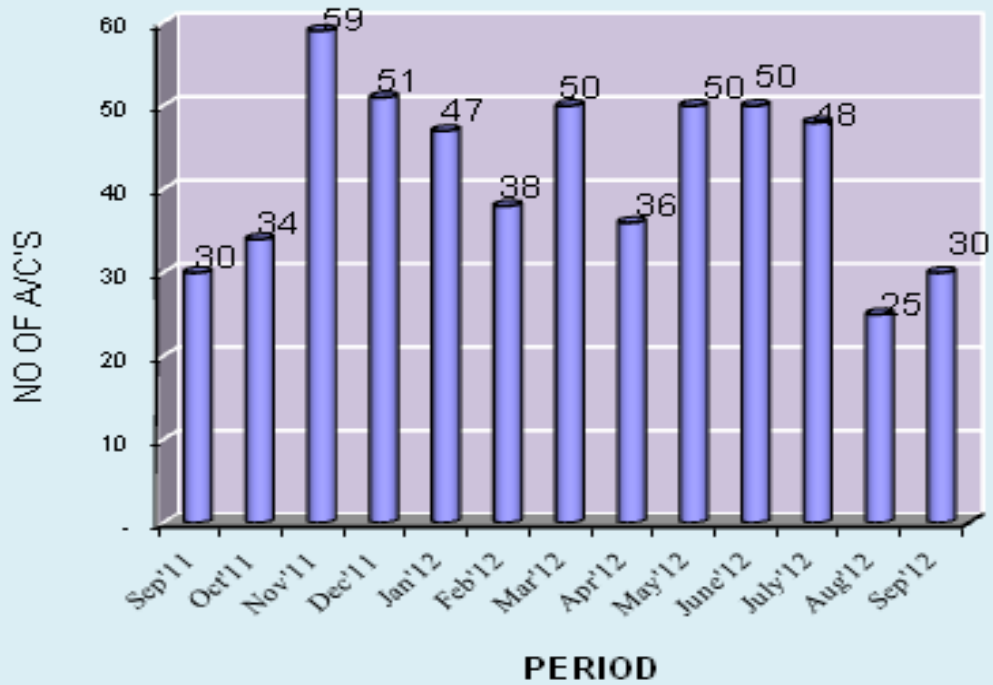
NUMBER OF SECURITIES ACCOUNTS AND CATEGORIES

	Sep-12	Aug-12	Sep-11
Local Individuals (No.)	514,545	512,664	473,754
Foreign Individuals (No.)	4,089	4,068	3,773
Local Companies (No.)	7,774	7,730	7,131
Foreign Companies (No.)	4,244	4,235	4,042
Total	530,652	528,697	488,700

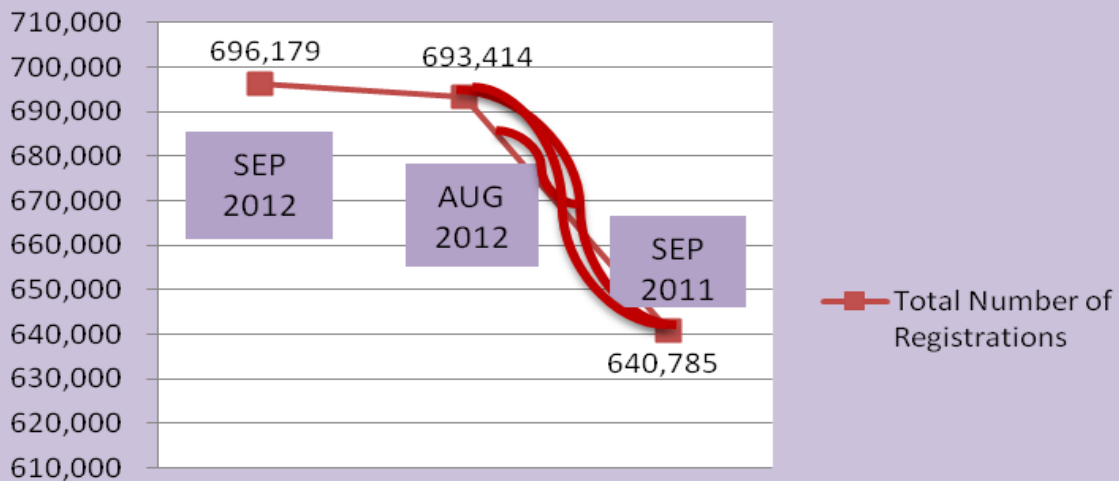
*The above break-up excludes the number of multiple registrations sought by the same client through different participants.



NO OF NEW CDS ACCOUNTS - FOREIGN

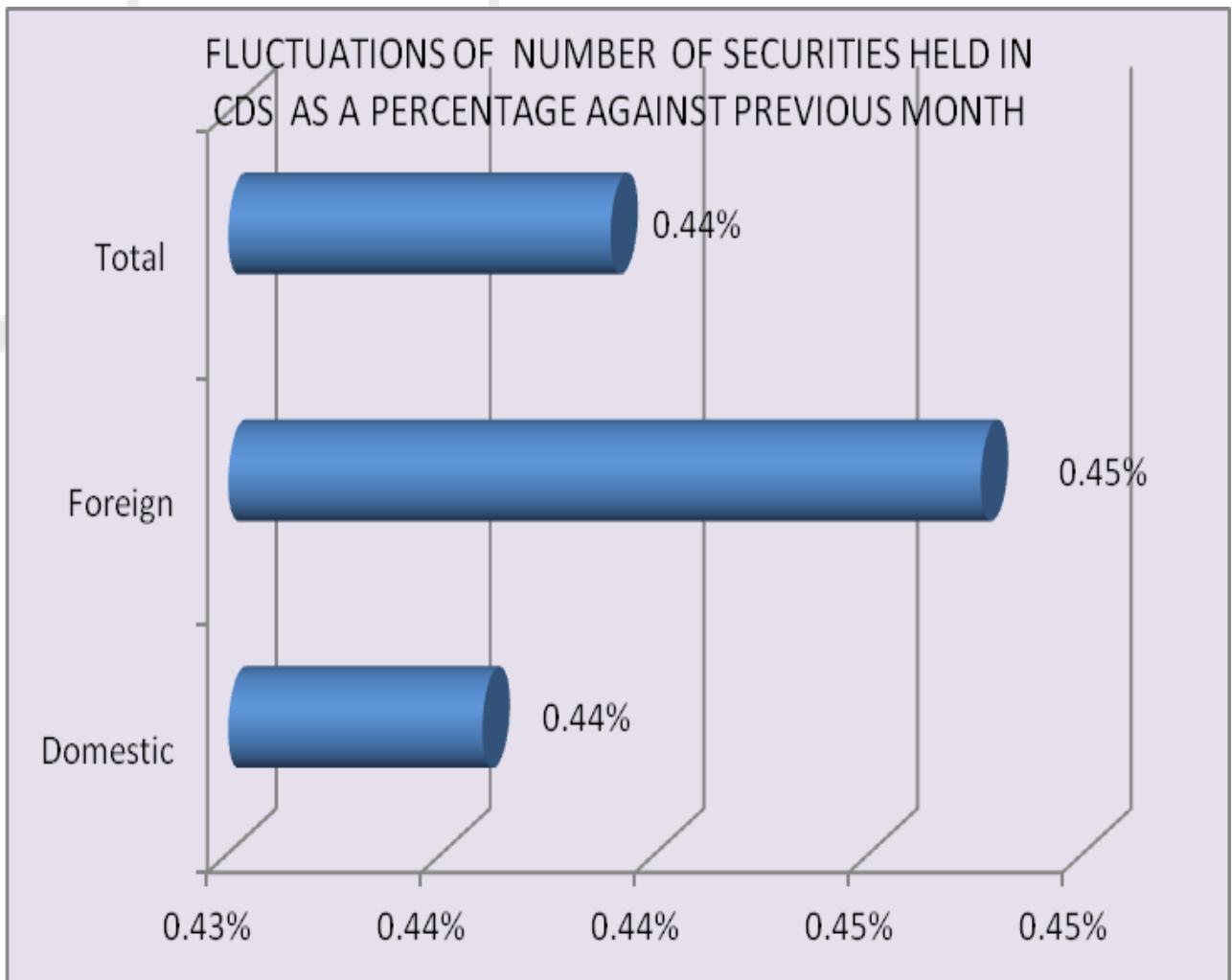


GROWTH OF TOTAL NUMBER OF ACCOUNTS REGISTRATIONS



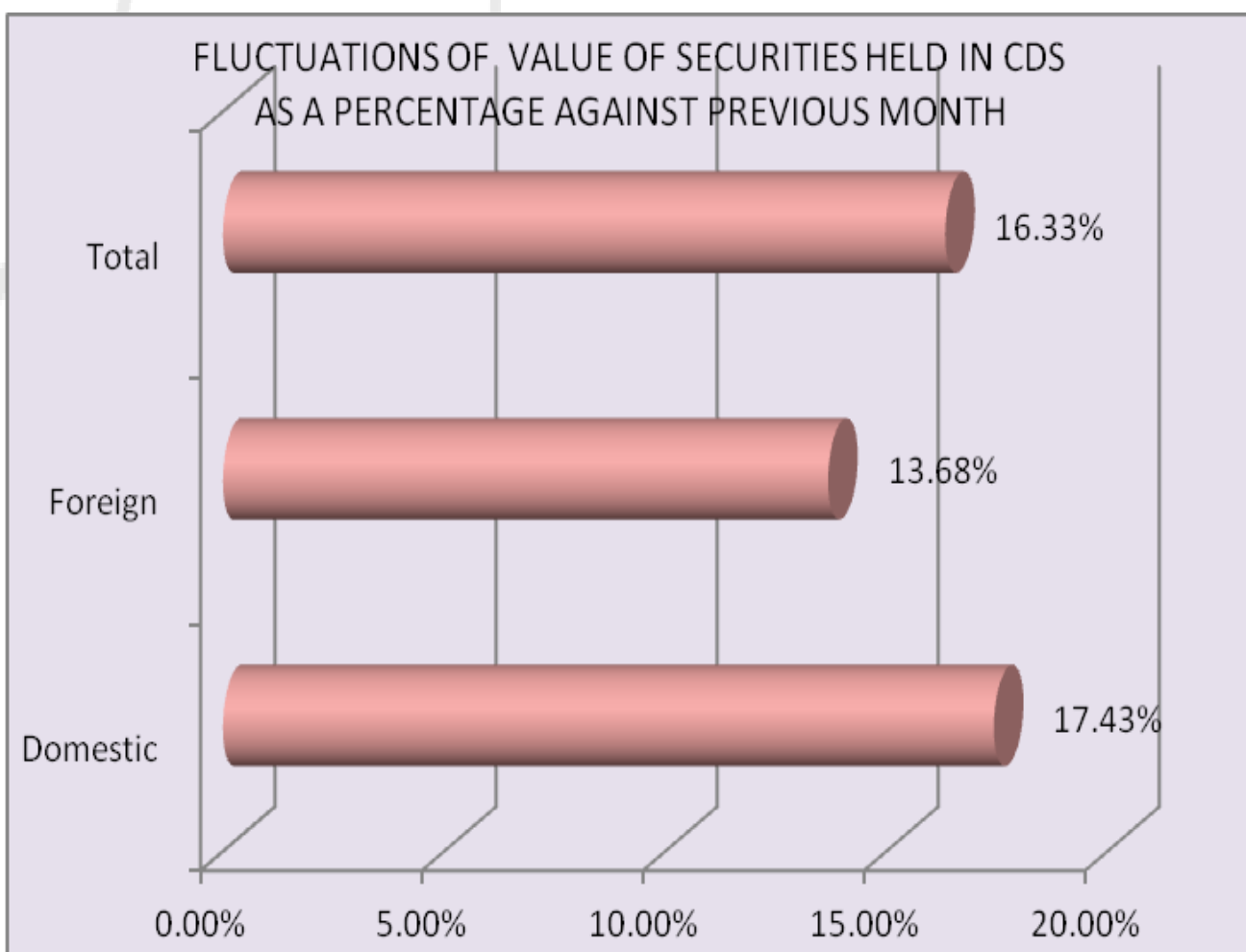
NUMBER OF SECURITIES HELD IN CUSTODY (EQUITY & CORPORATE DEBT)

	Sep-12	% Change	Aug-12	Sep-11
Domestic	49,526,467,710	0.44%	49,311,495,231	30,980,928,716
Foreign	17,141,777,451	0.45%	17,065,391,800	8,745,864,480
Total	66,668,245,161	0.44%	66,376,887,031	39,726,793,196



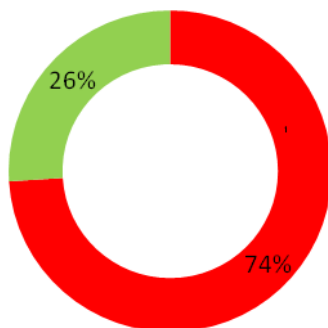
VALUE OF SECURITIES HELD IN CUSTODY (EQUITY & CORPORATE DEBT)

	Sep-12	% Change	Aug-12	Sep-11
Domestic	1,481,808,366,298	17.43%	1,261,846,393,019	1,168,279,411,083
Foreign	594,760,654,858	13.68%	523,171,049,064	442,268,126,948
Total	2,076,569,021,156	16.33%	1,785,017,442,082	1,610,547,538,031



SECURITY WISE BREAKDOWN AS AT 28TH SEPTEMBER 2012

NUMBER OF SECURITIES IN CUSTODY AS AT 28TH SEPTEMBER 2012



74% - DOMESTIC
26% - FOREIGN
 (EQUITY AND CORPORATE DEBT)

	Quantity	Value	Market Capitalization	% Value Held By CDS
Equity	66,440,916,525	2,050,654,523,363	2,284,883,840,025	90%
Debentures	244,811,136	25,914,497,792	38,054,165,022	68%