

# CDS INFOLINE

May 2024



Central Depository Systems (Pvt) Limited

Convenient | Dedicated | Secure

## Central Depository Systems (Pvt) Ltd of Sri Lanka (CDS)

(A fully owned subsidiary of Colombo Stock  
Exchange)

Phone: +94 11 2 356 444

Fax: +94 11 2 440 396

Email: [cdsinfo@cse.lk](mailto:cdsinfo@cse.lk)

Website: [www.cds.lk](http://www.cds.lk)



Operational Activities

Major Operations	May-24	Apr-24	Mar-24	Feb-24	Jan-24	Dec-23	May-23
New Accounts (No.)	1,343	1,242	1,215	1,126	1,229	1,439	1,061
Deposits (No.)	*13,863	61,924	12,439	7,147	22,519	2,613	20,895
Withdrawals (No.)	0	0	0	0	0	0	0
Transfers (No.)	12,545	2,055	2,266	2,403	2,110	2,317	1,197
Trades (No.) - Equity	292,835	366,816	293,409	167,432	154,754	141,902	205,899
Trades (No.)-Closed End Funds	66	168	92	95	0	0	0
Market Days (No.)	20	19	19	19	20	19	21
Listed Companies (No.)	284	284	284	286	286	290	289
Participants (No.)	44	44	44	44	44	44	46

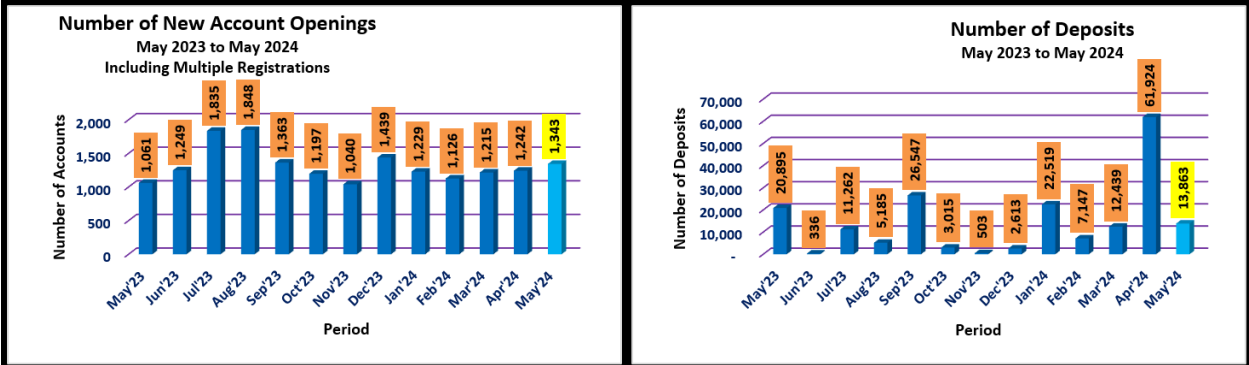
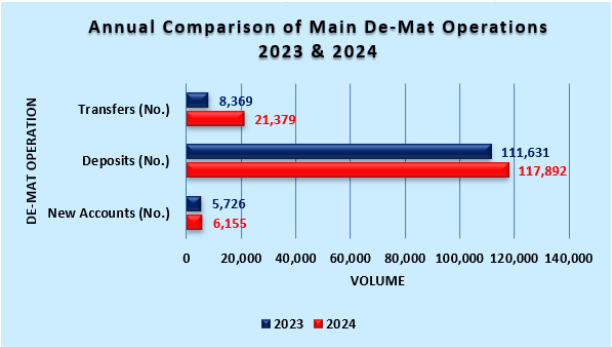
\*Deposits in May 2024 include 13,627 direct deposits made due to Subdivisions, Right Issues, Initial public Offers and Capitalization of Reserves.

e-Services Enrollment	As of 31 <sup>st</sup> May 2024	May 2024	As of 30 <sup>th</sup> April 2024
SMS	78,519	983	77,536
e-Statements	146,564	967	145,597
eConnect	19,780	218	19,562

Comparative analysis on monthly basis as a percentage (%) compared to previous month

	May 24	Apr 24	Mar 24	Feb 24	Jan 24
New Accounts (No.)	8.13	2.22	7.90	-8.38	-14.59
Deposits (No.)	-77.61	397.82	74.05	-68.26	761.81
Trades (No.) - Equity	-20.17	25.02	75.24	8.19	9.06

Annual Comparison	CUMALATIVE JAN-MAY	
	2024	2023
New Accounts (No.)	6,155	5,726
Deposits (No.)	117,892	111,631
Withdrawals (No.)	0	0
Transfers (No.)	21,379	8,369
Trades (No.) - Equity	1,275,246	1,503,785
Trades (No.)-Closed End Funds	421	0

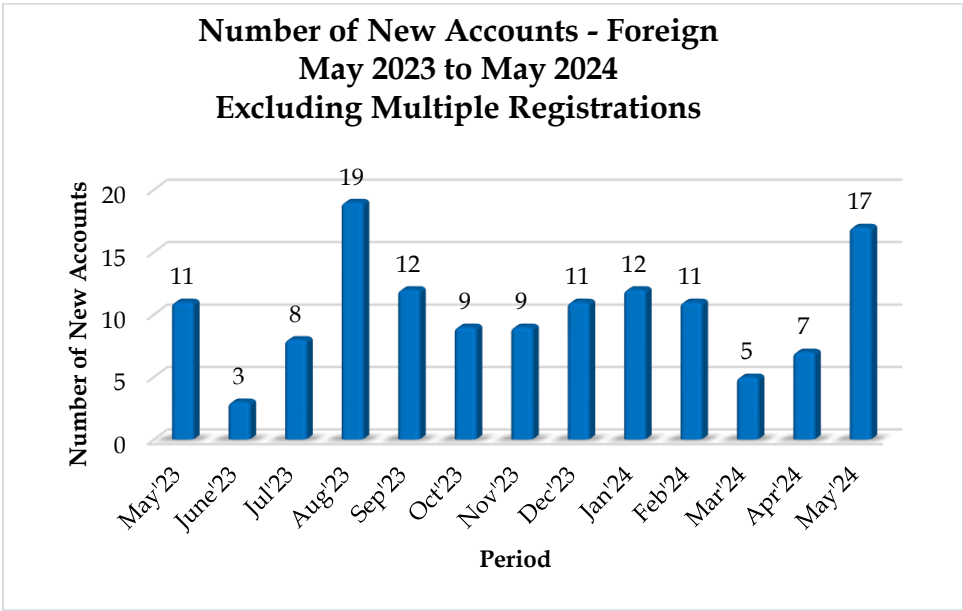
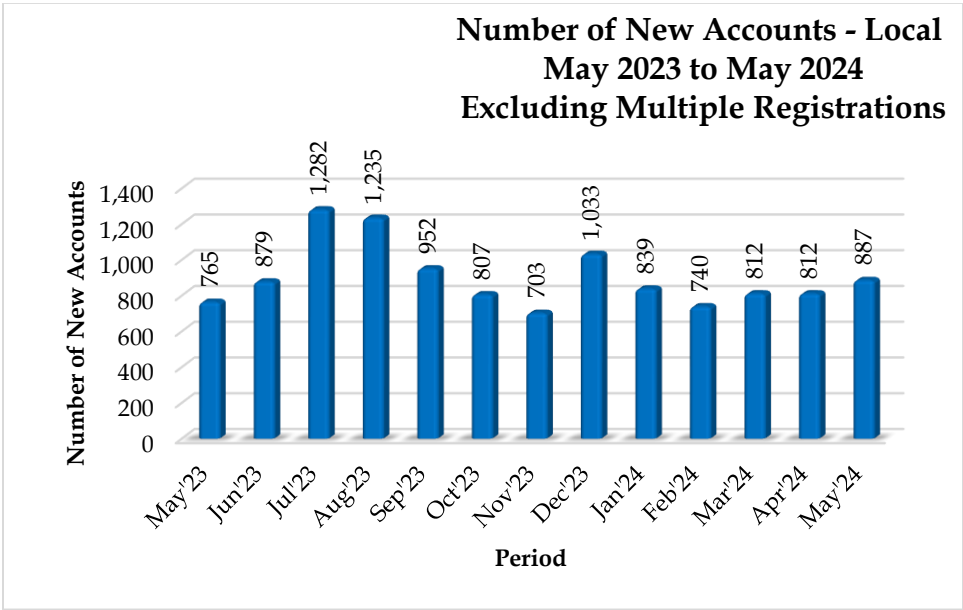


Number of CDS Accounts by Investor Category

	May-24	Apr-24	Mar-24	Feb-24	Jan-24	Dec-23	May-23
Local Individuals (No.)	684,169	683,319	682,533	681,763	681,060	680,273	673,636
Foreign Individuals (No.)	5,042	5,033	5,029	5,026	5,022	5,016	4,991
Local Companies (No.)	13,336	13,299	13,273	13,231	13,194	13,142	12,888
Foreign Companies (No.)	5,947	5,939	5,936	5,934	5,927	5,921	5,875
Total Excluding Multiple Registrations	708,494	707,590	706,771	705,954	705,203	704,352	697,390
Total De-Mat Accounts Including Multiple Registrations	936,177	934,834	933,592	932,377	931,251	930,022	920,051

De-Mat Account Categories as a Percentage against Total Registrations Excluding Multiple Registrations (%)

	May-24	Apr-24	Mar-24	Feb-24	Jan-24	Dec-23	May-23
Local Individuals (No.)	96.57	96.57	96.57	96.57	96.58	96.58	96.59
Foreign Individuals (No.)	0.71	0.71	0.71	0.71	0.71	0.71	0.72
Local Companies (No.)	1.88	1.88	1.88	1.87	1.87	1.87	1.85
Foreign Companies (No.)	0.84	0.84	0.84	0.84	0.84	0.84	0.84
Total Excluding Multiple Registrations	100.00	100.00	100.00	100.00	100.00	100.00	100.00



Value & Quantity of the Securities held in the CDS

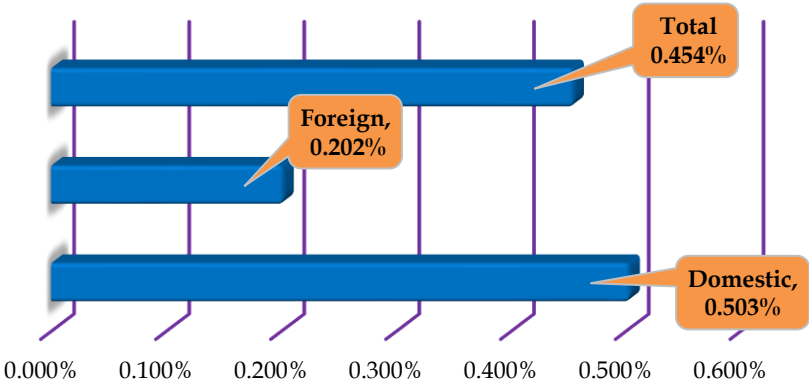
Securities Held in Custody (Nos.)	May-24	Apr-24	Mar-24	Feb-24	May-23
Domestic	151,128,146,556	150,371,408,283	149,445,279,672	148,235,337,321	138,575,807,657
Foreign	29,125,036,844	29,066,392,438	28,887,128,377	29,576,321,380	28,449,282,785
Total	180,253,183,400	179,437,800,721	178,332,408,049	177,811,658,701	167,025,090,442

Comparative Analysis on Fluctuations (Change)	May-24	Apr-24	Mar-24
Domestic	0.503%	0.620%	0.816%
Foreign	0.202%	0.621%	-2.330%
Total	0.454%	0.620%	0.293%

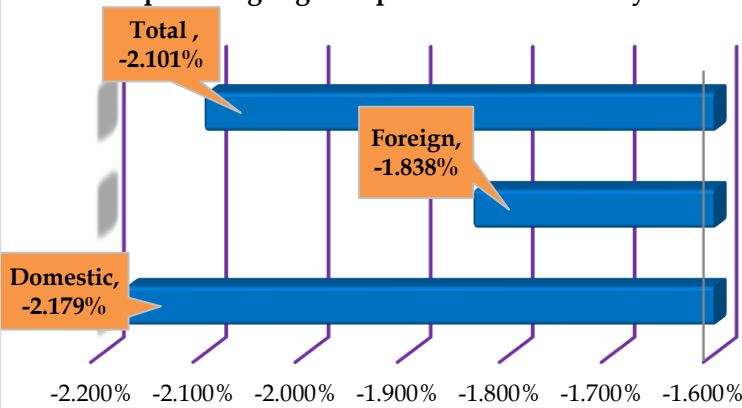
Securities Held in Custody (Rs.)	May-24	Apr-24	Mar-24	Feb-24	May-23
Domestic	3,647,614,903,008	3,728,876,789,231	3,456,186,351,210	3,183,876,786,267	2,728,815,713,147
Foreign	1,090,560,365,811	1,110,977,999,180	1,064,921,201,670	1,022,585,744,090	889,042,589,802
Total	4,738,175,268,819	4,839,854,788,411	4,521,107,552,880	4,206,462,530,357	3,617,858,302,949

Comparative Analysis on Fluctuations (Change)	May-24	Apr-24	Mar-24
Domestic	-2.179%	7.890%	8.553%
Foreign	-1.838%	4.325%	4.140%
Total	-2.101%	7.050%	7.480%

Fluctuations in the number of securities held in CDS as a percentage against previous month - May 2024



Fluctuations in the value of securities held in CDS as a percentage against previous month - May 2024

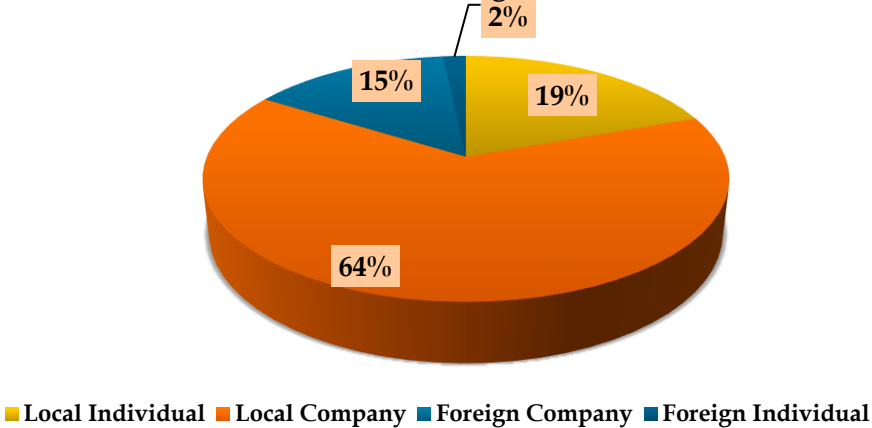


Value & Quantity of the Securities held in the CDS by Investor Category  
May 2024

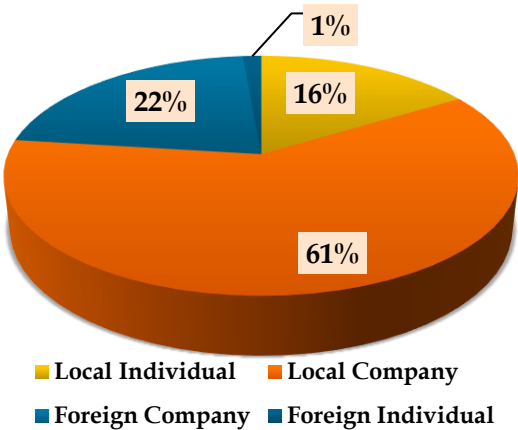
Investor Category	Equity Holding	Corporate Debt Holding	Total Holding
Local Individual	34,748,128,345	315,291,187	35,063,419,532
Local Company	114,135,023,813	1,929,703,211	116,064,727,024
Foreign Company	26,135,966,877	180,100	26,136,146,977
Foreign Individual	2,986,360,767	2,529,100	2,988,889,867
Total	178,005,479,802	2,247,703,598	180,253,183,400

Investor Category	Equity Value	Corporate Debt Value	Total Value
Local Individual	738,468,414,688.15	33,601,014,237.54	772,069,428,925.69
Local Company	2,685,211,949,821.75	190,333,524,260.54	2,875,545,474,082.29
Foreign Company	1,025,142,444,915.00	17,078,560.00	1,025,159,523,475.00
Foreign Individual	65,144,643,096.10	256,199,239.69	65,400,842,335.79
Total	4,513,967,452,521.00	224,207,816,297.77	4,738,175,268,818.77

Securities Held in Custody by Investor Category as a Percentage



Value of Securities Held in Custody by Investor Category as a Percentage

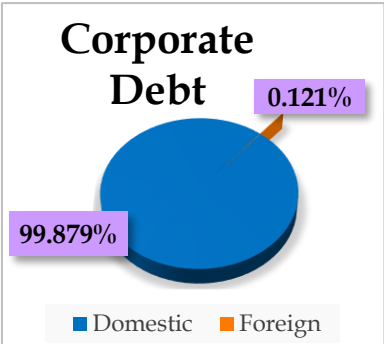
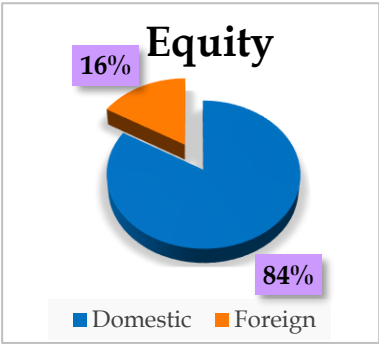
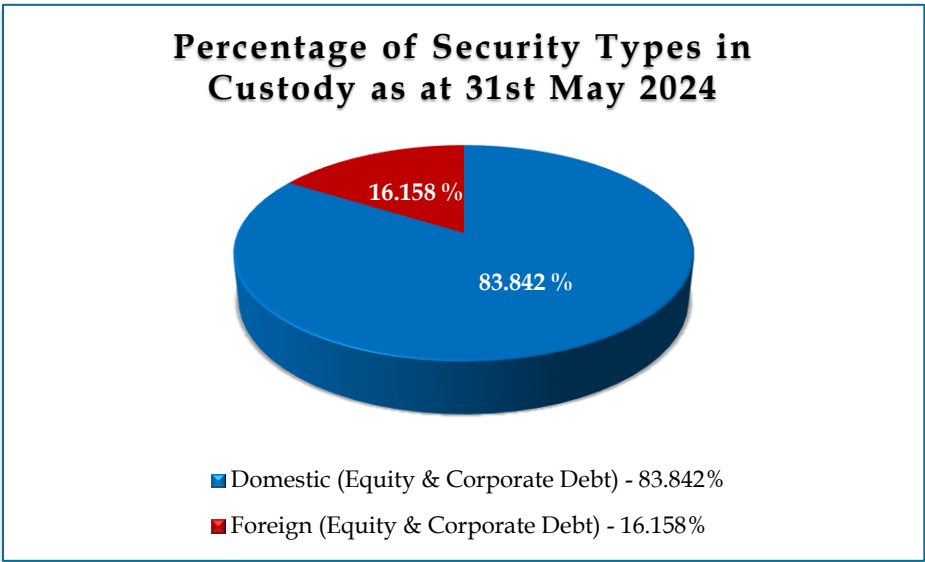


Holdings in CDS as of 31<sup>st</sup> May 2024

Holdings	Equity	Corporate Debt	Total
Domestic	148,883,152,158	2,244,994,398	151,128,146,556
Foreign	29,122,327,644	2,709,200	29,125,036,844

Market Value	Equity	Corporate Debt	Total
Domestic	3,423,680,364,509.90	223,934,538,498.08	3,647,614,903,007.98
Foreign	1,090,287,088,011.10	273,277,799.69	1,090,560,365,810.79

	Quantity	Market Value (LKR)
Equity	178,005,479,802	4,513,967,452,521.00
Debentures	2,247,703,598	224,207,816,297.77



Corporate Actions and New Listings Completed in May 2024		
Exit Offers	Expo Lanka Holdings PLC	EXPO.N0000
	Unisyst Engineering PLC	ALUF.N0000
Rights Issues	Citrus Leisure PLC	REEF.N0000
	Hikkaduwa Beach Resort PLC	CITH.N0000
	Waskaduwa Beach Resort PLC	CITW.N0000