

# CDS INFOLINE

April 2025



Central Depository Systems (Pvt) Limited

Convenient | Dedicated | Secure

## Central Depository Systems (Pvt) Ltd of Sri Lanka (CDS)

(A fully owned subsidiary of Colombo Stock  
Exchange)

Phone: +94 11 2 356 444

Fax: +94 11 2 440 396

Email: [cdsinfo@cse.lk](mailto:cdsinfo@cse.lk)

Website: [www.cds.lk](http://www.cds.lk)

Operational Activities

Major Operations	Apr-25	Mar-25	Feb-25	Jan-25	Dec-24	Nov-24	Apr-24
New Accounts (No.)	2,786	2,952	3,873	5,016	3,101	1,856	1,242
Deposits (No.)	*18,524	32,394	13,032	258	182	19,180	61,924
Withdrawals (No.)	0	5	0	0	0	0	0
Transfers (No.)	1,440	1,850	2,283	2,291	1,352	1,656	2,055
Trades (No.) - Equity	326,872	258,621	384,823	772,389	758,450	376,399	366,816
Trades (No.)-Closed End Funds	141	456	54	67	129	29	168
Market Days (No.)	19	19	17	20	21	20	19
Listed Companies (No.)	285	285	284	284	284	284	284
Participants (No.)	44	44	44	44	44	44	44

\*Deposits in April 2025 include 18,275 equity direct deposits made due to Subdivisions, Right Issues, Initial public Offers and Capitalization of Reserves.

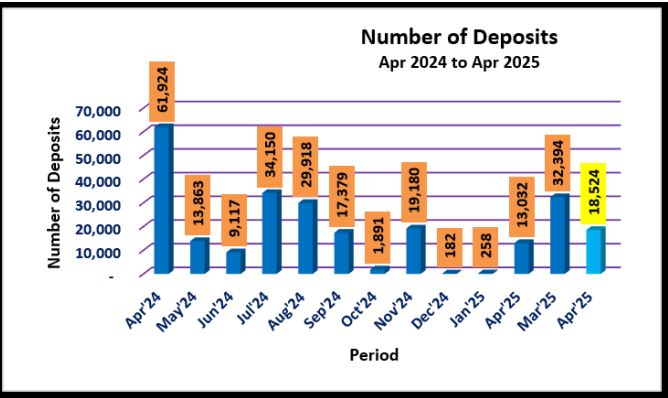
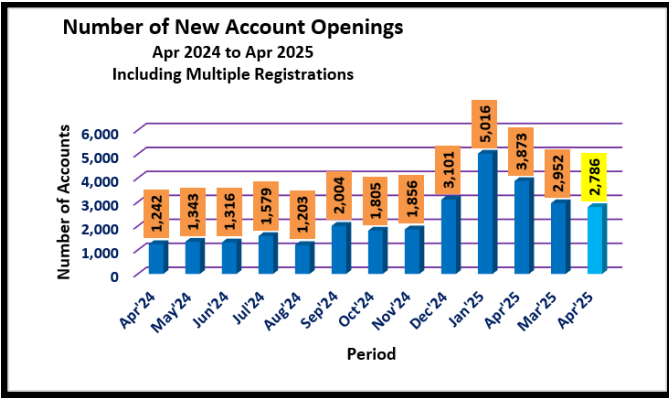
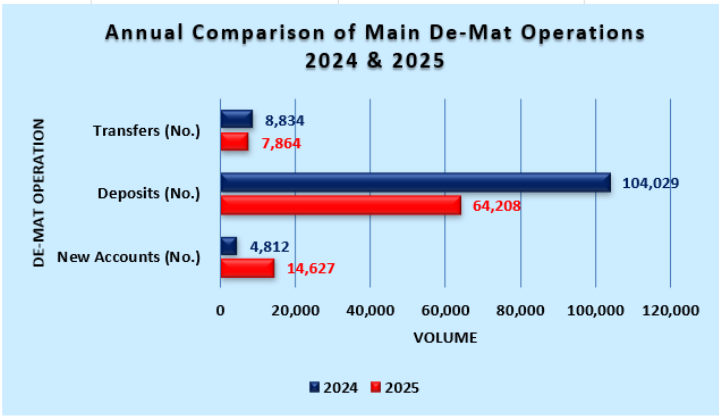
e-Services Enrollment	As of 30 <sup>th</sup> April 2025	April 2025	As of 31 <sup>st</sup> March 2025
SMS	100,256	2,293	97,963
e-Statements	167,938	2,217	165,721
eConnect	22,645	346	22,299

Comparative analysis on monthly basis as a percentage (%) compared to previous month

	Apr 25	Mar 25	Feb 25	Jan 25	Dec 24
New Accounts (No.)	-5.62	-23.78	-22.79	61.75	67.08
Deposits (No.)	-42.82	148.57	4,951.16	41.76	-99.05
Trades (No.) - Equity	26.39	-32.79	-50.18	1.84	101.50

Annual Comparison

	CUMULATIVE	
	JAN-APR 2025	2024
New Accounts (No.)	14,627	4,812
Deposits (No.)	64,208	104,029
Withdrawals (No.)	5	0
Transfers (No.)	7,864	8,834
Trades (No.) - Equity	1,742,705	982,411
Trades (No.)-Closed End Funds	718	355

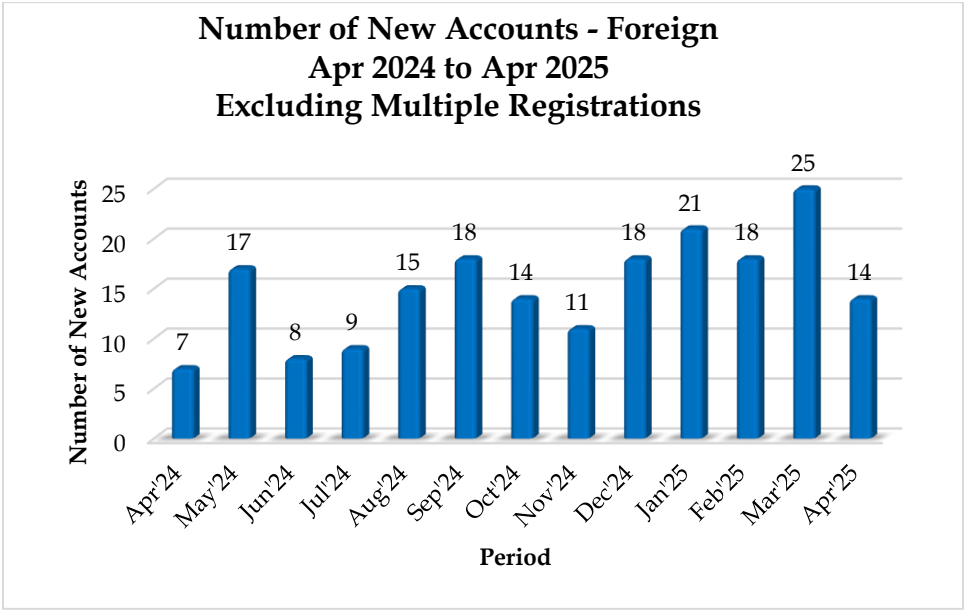
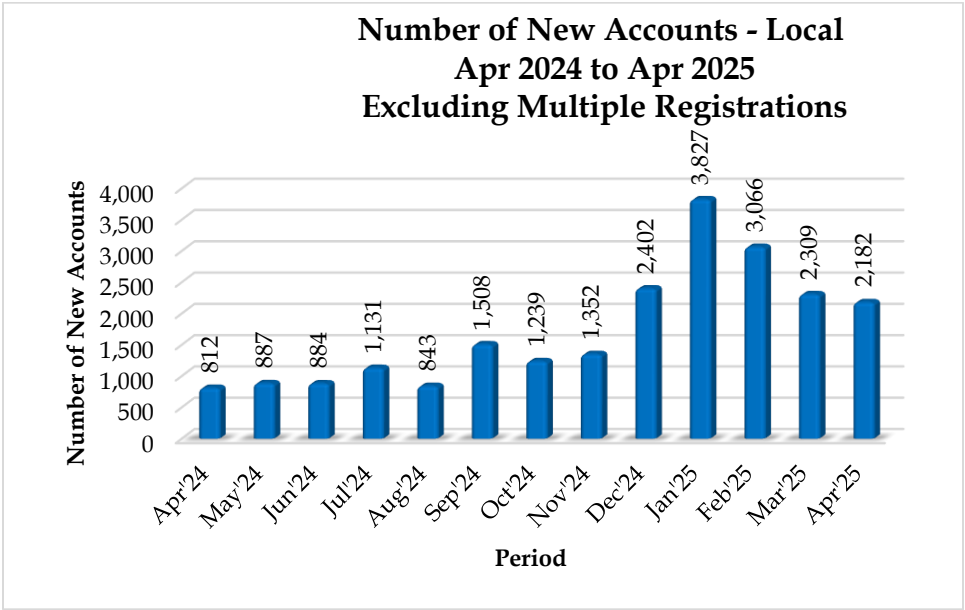


Number of CDS Accounts by Investor Category

	Apr-25	Mar-25	Feb-25	Jan-25	Dec-24	Nov-24	Apr-24
Local Individuals (No.)	704,345	702,208	699,956	696,970	693,216	690,870	683,319
Foreign Individuals (No.)	5,153	5,147	5,126	5,110	5,091	5,082	5,033
Local Companies (No.)	13,903	13,858	13,801	13,721	13,648	13,592	13,299
Foreign Companies (No.)	6,007	5,999	5,995	5,993	5,991	5,982	5,939
Total Excluding Multiple Registrations	729,408	727,212	724,878	721,794	717,946	715,526	707,590
Total De-Mat Accounts Including Multiple Registrations	963,668	960,882	957,930	954,057	949,041	945,940	934,834

De-Mat Account Categories as a Percentage against Total Registrations Excluding Multiple Registrations (%)

	Apr-25	Mar-25	Feb-25	Jan-25	Dec-24	Nov-24	Apr-24
Local Individuals (No.)	96.56	96.56	96.56	96.56	96.56	96.55	96.57
Foreign Individuals (No.)	0.71	0.71	0.71	0.71	0.71	0.71	0.71
Local Companies (No.)	1.91	1.91	1.90	1.90	1.90	1.90	1.88
Foreign Companies (No.)	0.82	0.82	0.83	0.83	0.83	0.84	0.84
Total Excluding Multiple Registrations	100.00	100.00	100.00	100.00	100.00	100.00	100.00



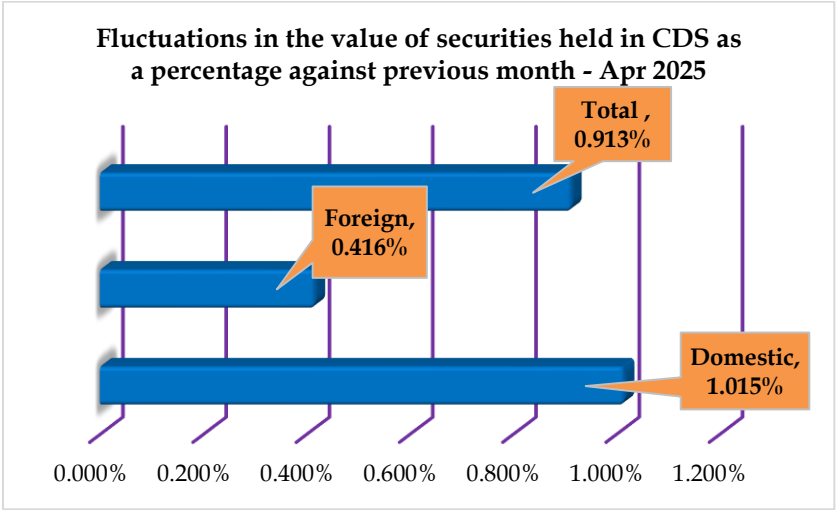
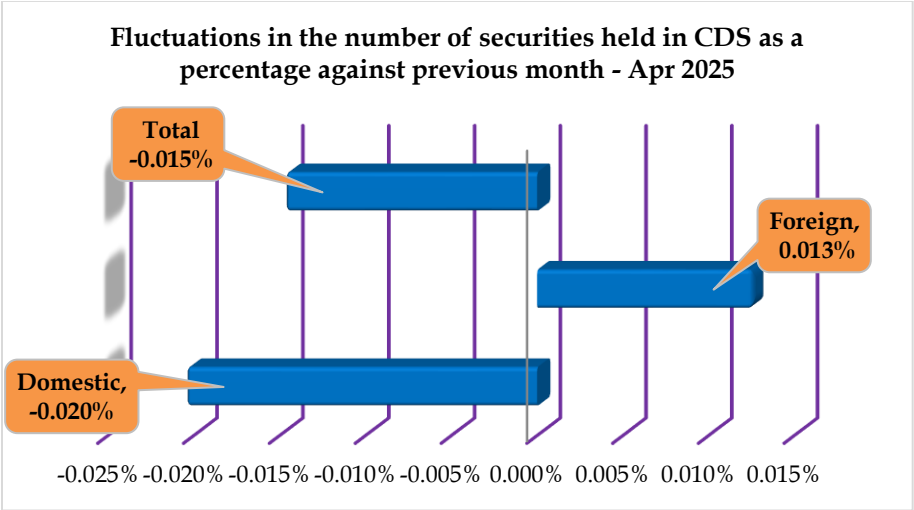
Value & Quantity of the Securities held in the CDS

Securities Held in Custody (Nos.)	Apr-25	Mar-25	Feb-25	Jan-25	Apr-24
Domestic	163,209,863,066	163,243,321,785	161,781,558,566	159,632,959,437	29,066,392,438
Foreign	34,530,310,817	34,525,972,316	34,514,560,107	34,412,881,234	179,437,800,721
Total	197,740,173,883	197,769,294,101	196,296,118,673	194,045,840,671	208,504,193,159

Comparative Analysis on Fluctuations (Change)	Apr-25	Mar-25	Feb-25
Domestic	-0.020%	0.904%	1.346%
Foreign	0.013%	0.033%	0.295%
Total	-0.015%	0.750%	1.160%

Securities Held in Custody (Rs.)	Apr-25	Mar-25	Feb-25	Jan-25	Apr-24
Domestic	4,646,109,115,639	4,599,435,773,621	4,728,814,173,411	4,974,234,954,644	3,728,876,789,231
Foreign	950,091,378,677	946,157,394,287	971,963,157,525	1,009,222,524,505	1,110,977,999,180
Total	5,596,200,494,316	5,545,593,167,908	5,700,777,330,936	5,983,457,479,149	4,839,854,788,411

Comparative Analysis on Fluctuations (Change)	Apr-25	Mar-25	Feb-25
Domestic	1.015%	-2.736%	-4.934%
Foreign	0.416%	-2.655%	-3.692%
Total	0.913%	-2.722%	-4.724%

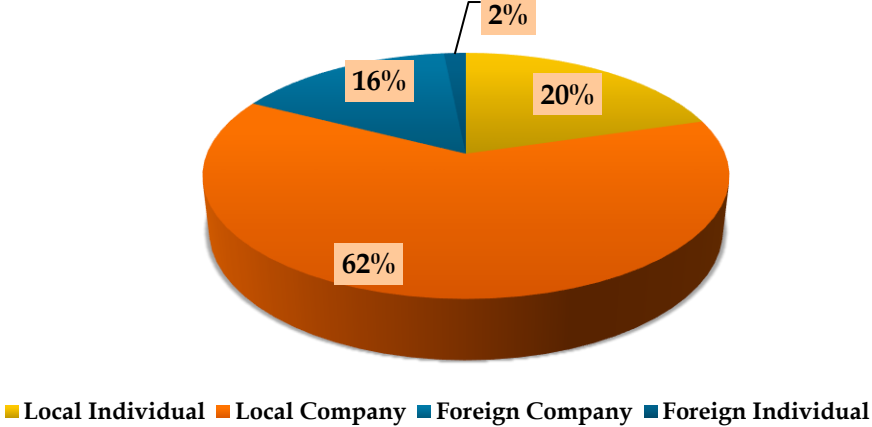


Value & Quantity of the Securities held in the CDS by Investor Category  
April 2025

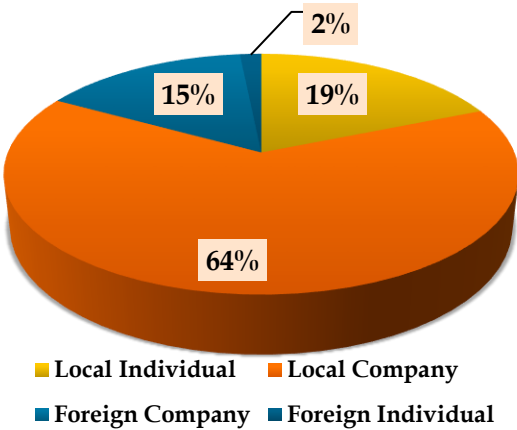
Investor Category	Equity Holding	Corporate Debt Holding	Total Holding
Local Individual	39,930,038,432	424,966,639	40,355,005,071
Local Company	120,448,549,262	2,406,308,733	122,854,857,995
Foreign Company	31,365,281,787	180,100	31,365,461,887
Foreign Individual	3,162,196,930	2,652,000	3,164,848,930
Total	194,906,066,411	2,834,107,472	197,740,173,883

Investor Category	Equity Value	Corporate Debt Value	Total Value
Local Individual	1,007,622,404,942.25	45,204,132,790.86	1,052,826,537,733.11
Local Company	3,351,300,808,599.85	241,981,769,305.66	3,593,282,577,905.51
Foreign Company	860,999,611,359.65	20,336,104.97	861,019,947,464.62
Foreign Individual	88,798,160,098.75	273,271,113.60	89,071,431,212.35
Total	5,308,720,985,000.50	287,479,509,315.09	5,596,200,494,315.59

Securities Held in Custody by Investor Category as a Percentage



Value of Securities Held in Custody by Investor Category as a Percentage



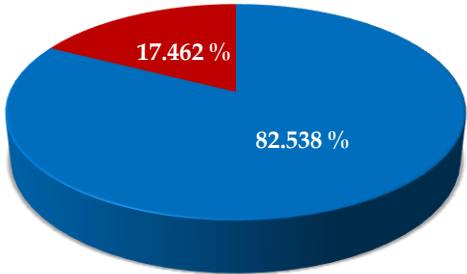
Holdings in CDS as of 30<sup>th</sup> April 2025

Holdings	Equity	Corporate Debt	Total
Domestic	160,378,587,694	2,831,275,372	163,209,863,066
Foreign	34,527,478,717	2,832,100	34,530,310,817

Market Value	Equity	Corporate Debt	Total
Domestic	4,358,923,213,542.10	287,185,902,096.52	4,646,109,115,638.62
Foreign	949,797,771,458.40	293,607,218.57	950,091,378,676.97

	Quantity	Market Value (LKR)
Equity	194,906,066,411	5,308,720,985,000.50
Debentures	2,834,107,472	287,479,509,315.09

Percentage of Security Types in Custody as at 30<sup>th</sup> April 2025



■ Domestic (Equity & Corporate Debt) - 82.538 %  
■ Foreign (Equity & Corporate Debt) - 17.462 %

