

CDS INFOLINE

July 2025



Central Depository Systems (Pvt) Limited

Convenient | Dedicated | Secure

Central Depository Systems (Pvt) Ltd of Sri Lanka (CDS)

(A fully owned subsidiary of Colombo Stock
Exchange)

Phone: +94 11 2 356 444

Fax: +94 11 2 440 396

Email: cdsinfo@cse.lk

Website: www.cds.lk

Operational Activities

Major Operations	July-25	June-25	May-25	Apr-25	Mar-25	Feb-25	July-24
New Accounts (No.)	4,118	3,989	3,330	2,786	2,952	3,873	1,579
Deposits (No.)	*1,078	289	15,135	18,524	32,394	13,032	34,150
Withdrawals (No.)	0	0	0	0	5	0	0
Transfers (No.)	2,246	1,893	1,327	1,440	1,850	2,283	3,868
Trades (No.) - Equity	968,631	641,100	392,155	326,872	258,621	384,823	173,656
Trades (No.)-Closed End Funds	140	149	151	141	456	54	21
Market Days (No.)	22	20	19	19	19	17	23
Listed Companies (No.)	286	286	286	285	285	284	285
Participants (No.)	43	44	44	44	44	44	44

*Deposits in July 2025 include 838 equity direct deposits made due to Subdivisions, Right Issues, Initial public Offers and Capitalization of Reserves.

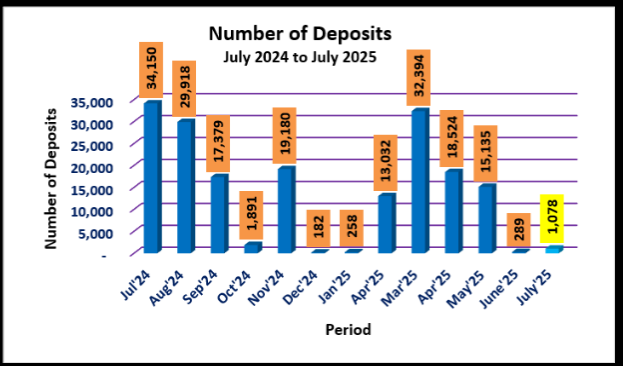
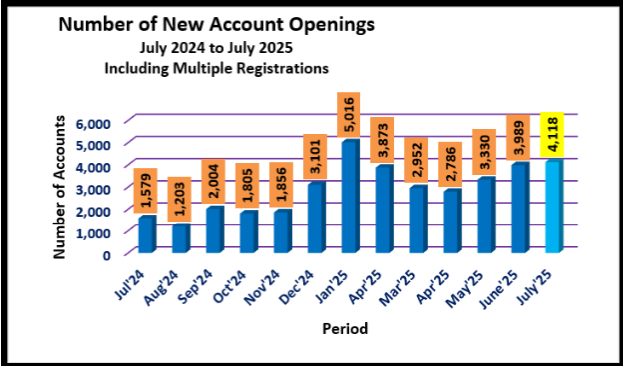
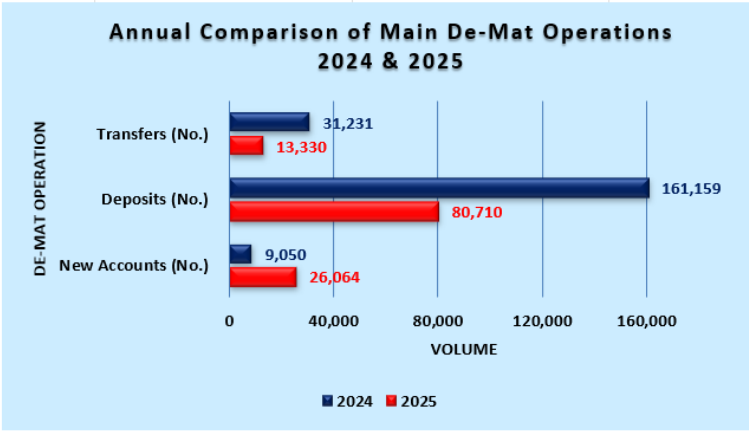
e-Services Enrollment	As of 31 st July 2025	July 2025	As of 30 th June 2025
SMS	109,388	3,230	106,158
e-Statements	176,975	3,186	173,789
eConnect	23,617	387	23,230

Comparative analysis on monthly basis as a percentage (%) compared to previous month

	July 25	June 25	May 25	Apr 25	Mar 25
New Accounts (No.)	3.23	19.79	19.53	-5.62	-23.78
Deposits (No.)	273.01	-98.09	-18.30	-42.82	148.57
Trades (No.) - Equity	51.09	63.48	19.97	26.39	-32.79

Annual Comparison

	CUMULATIVE	
	2025	2024
New Accounts (No.)	26,064	9,050
Deposits (No.)	80,710	161,159
Withdrawals (No.)	5	0
Transfers (No.)	13,330	31,231
Trades (No.) - Equity	3,744,591	1,642,402
Trades (No.)-Closed End Funds	1,158	528

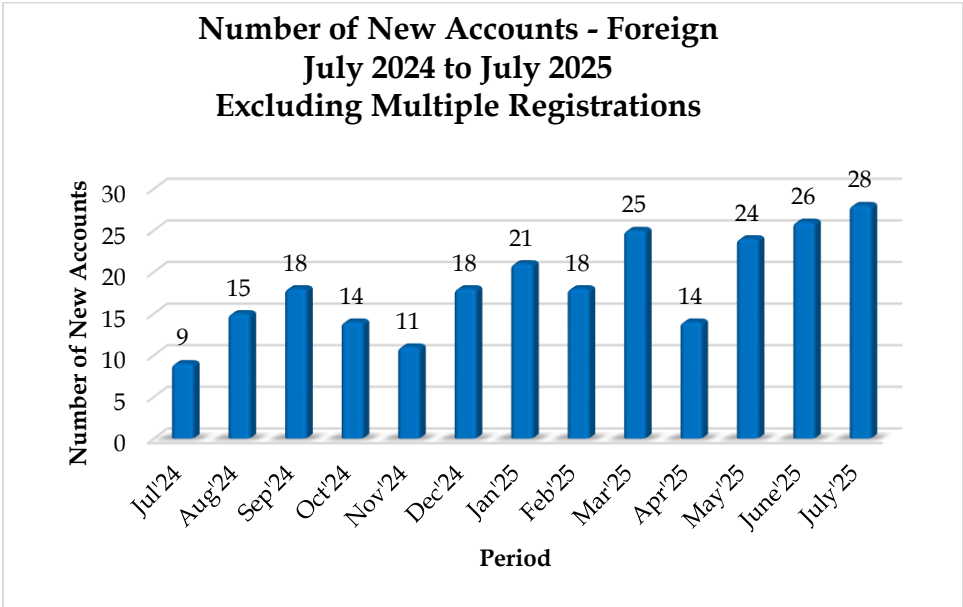
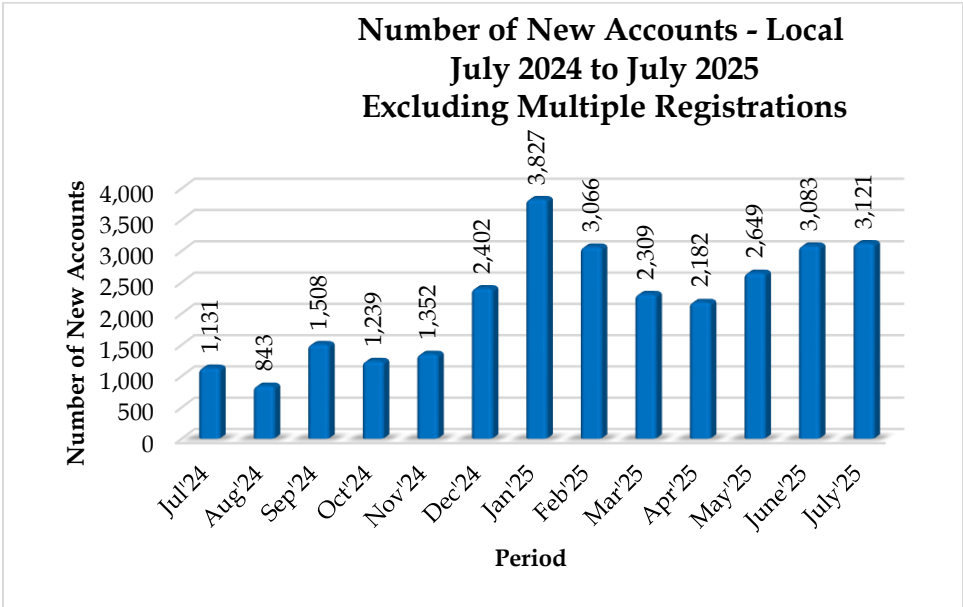


Number of CDS Accounts by Investor Category

	July-25	June-25	May-25	Apr-25	Mar-25	Feb-25	July-24
Local Individuals (No.)	713,038	709,971	706,947	704,345	702,208	699,956	686,096
Foreign Individuals (No.)	5,190	5,178	5,161	5,153	5,147	5,126	5,051
Local Companies (No.)	14,063	14,009	13,950	13,903	13,858	13,801	13,424
Foreign Companies (No.)	6,048	6,032	6,023	6,007	5,999	5,995	5,955
Total Excluding Multiple Registrations	738,339	735,190	732,081	729,408	727,212	724,878	710,526
Total De-Mat Accounts Including Multiple Registrations	975,106	970,987	966,998	963,668	960,882	957,930	939,072

De-Mat Account Categories as a Percentage against Total Registrations Excluding Multiple Registrations (%)

	July-25	June-25	May-25	Apr-25	Mar-25	Feb-25	July-24
Local Individuals (No.)	96.57	96.57	96.57	96.56	96.56	96.56	96.56
Foreign Individuals (No.)	0.70	0.70	0.70	0.71	0.71	0.71	0.71
Local Companies (No.)	1.90	1.91	1.91	1.91	1.91	1.90	1.89
Foreign Companies (No.)	0.82	0.82	0.82	0.82	0.82	0.83	0.84
Total Excluding Multiple Registrations	100.00	100.00	100.00	100.00	100.00	100.00	100.00



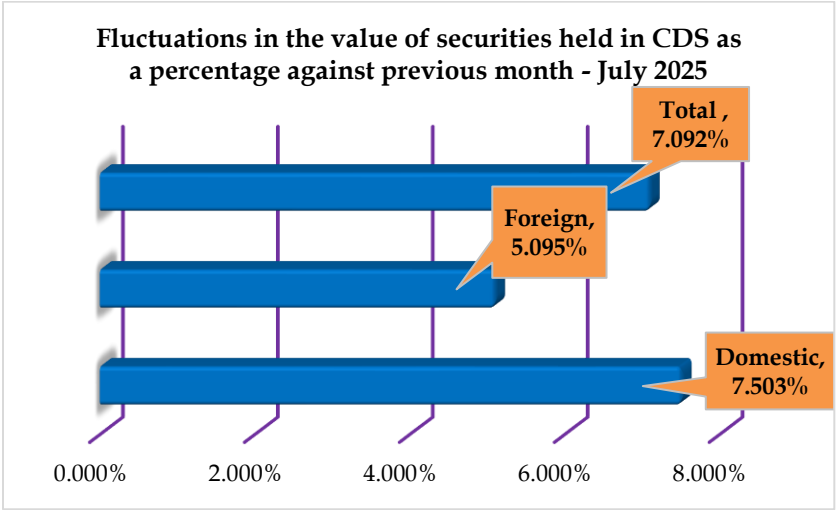
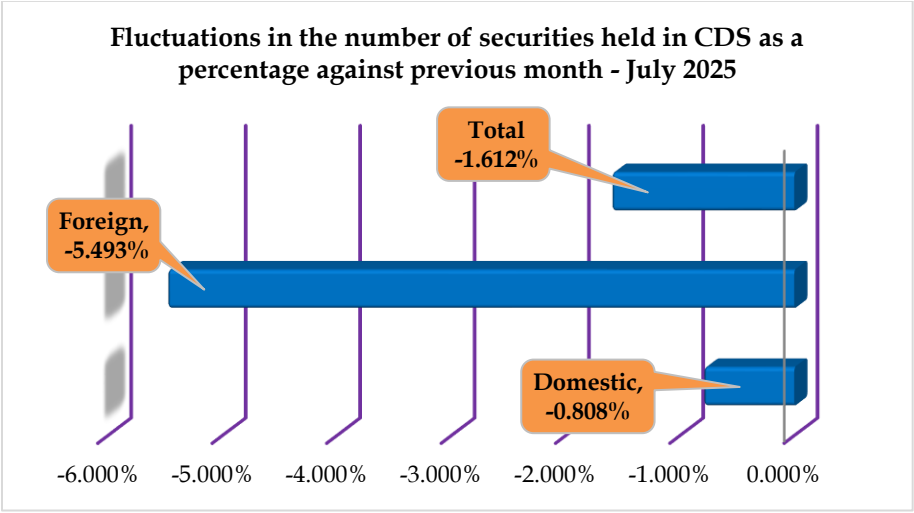
Value & Quantity of the Securities held in the CDS

Securities Held in Custody (Nos.)	July-25	June-25	May-25	Apr-25	July-24
Domestic	166,437,896,124	167,793,622,243	167,669,165,728	163,209,863,066	149,339,722,603
Foreign	32,844,501,343	34,753,686,471	34,785,738,716	34,530,310,817	28,488,737,138
Total	199,282,397,467	202,547,308,714	202,454,904,444	197,740,173,883	177,828,459,741

Comparative Analysis on Fluctuations (Change)	July-25	June-25	May-25
Domestic	-0.808%	0.074%	2.732%
Foreign	-5.493%	-0.092%	0.740%
Total	-1.612%	0.046%	2.384%

Securities Held in Custody (Rs.)	July-25	June-25	May-25	Apr-25	July-24
Domestic	5,650,496,531,509	5,256,127,434,470	4,983,722,104,023	4,646,109,115,639	3,457,348,894,864
Foreign	1,137,310,811,504	1,082,178,367,731	1,023,909,638,817	950,091,378,677	1,028,563,958,050
Total	6,787,807,343,013	6,338,305,802,201	6,007,631,742,840	5,596,200,494,316	4,485,912,852,914

Comparative Analysis on Fluctuations (Change)	July-25	June-25	May-25
Domestic	7.503%	5.466%	7.267%
Foreign	5.095%	5.691%	7.770%
Total	7.092%	5.504%	7.352%

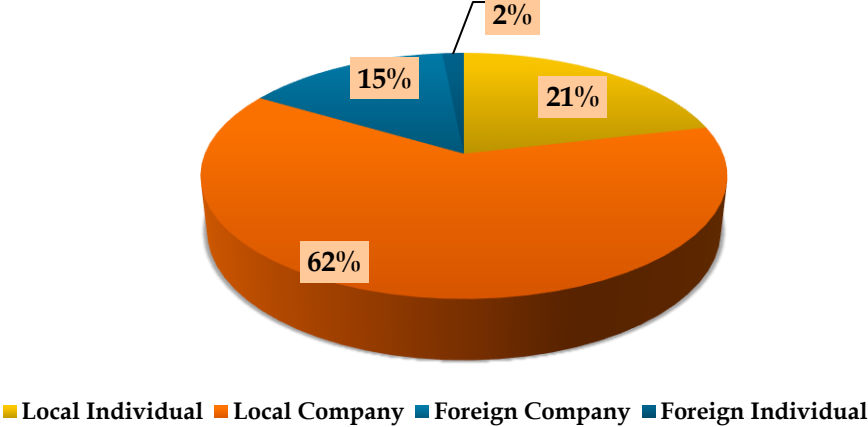


Value & Quantity of the Securities held in the CDS by Investor Category
July 2025

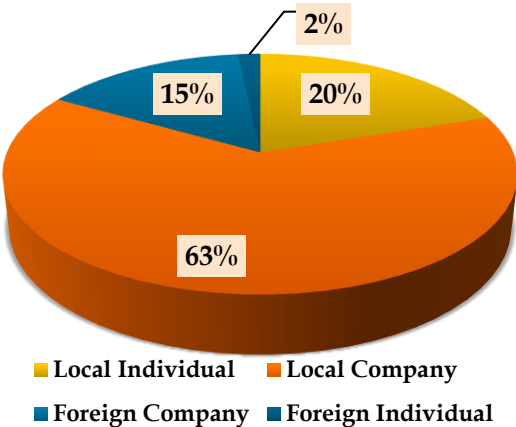
Investor Category	Equity Holding	Corporate Debt Holding	Total Holding
Local Individual	42,033,869,824	461,984,696	42,495,854,520
Local Company	121,102,142,798	2,839,898,806	123,942,041,604
Foreign Company	29,708,042,957	2,180,100	29,710,223,057
Foreign Individual	3,131,580,486	2,697,800	3,134,278,286
Total	195,975,636,065	3,306,761,402	199,282,397,467

Investor Category	Equity Value	Corporate Debt Value	Total Value
Local Individual	1,303,076,386,496.20	47,386,002,823.25	1,350,462,389,319.45
Local Company	4,015,920,335,519.75	284,113,806,670.23	4,300,034,142,189.98
Foreign Company	1,024,331,326,251.75	218,320,000.00	1,024,549,646,251.75
Foreign Individual	112,491,220,432.40	269,944,819.60	112,761,165,252.00
Total	6,455,819,268,700.10	331,988,074,313.08	6,787,807,343,013.18

Securities Held in Custody by Investor Category as a Percentage



Value of Securities Held in Custody by Investor Category as a Percentage



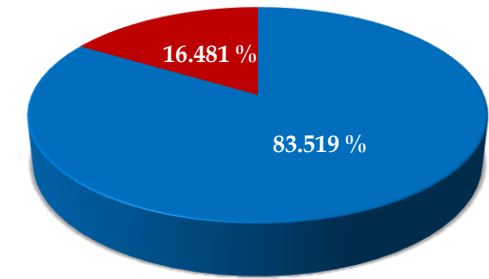
Holdings in CDS as of 31st July 2025

Holdings	Equity	Corporate Debt	Total
Domestic	163,136,012,622	3,301,883,502	166,437,896,124
Foreign	32,839,623,443	4,877,900	32,844,501,343

Market Value	Equity	Corporate Debt	Total
Domestic	5,318,996,722,015.95	331,499,809,493.48	5,650,496,531,509.43
Foreign	1,136,822,546,684.15	488,264,819.60	1,137,310,811,503.75

	Quantity	Market Value (LKR)
Equity	195,975,636,065	6,455,819,268,700.10
Debentures	3,306,761,402	331,988,074,313.08

Percentage of Security Types in Custody as at 31st July 2025



- Domestic (Equity & Corporate Debt) - 83.519 %
- Foreign (Equity & Corporate Debt) - 16.481 %

