

# CDS INFOLINE

June 2025



Central Depository Systems (Pvt) Limited

Convenient | Dedicated | Secure

## Central Depository Systems (Pvt) Ltd of Sri Lanka (CDS)

(A fully owned subsidiary of Colombo Stock  
Exchange)

Phone: +94 11 2 356 444

Fax: +94 11 2 440 396

Email: [cdsinfo@cse.lk](mailto:cdsinfo@cse.lk)

Website: [www.cds.lk](http://www.cds.lk)

Operational Activities

Major Operations	June-25	May-25	Apr-25	Mar-25	Feb-25	Jan-25	June-24
New Accounts (No.)	3,989	3,330	2,786	2,952	3,873	5,016	1,316
Deposits (No.)	*289	15,135	18,524	32,394	13,032	258	9,117
Withdrawals (No.)	0	0	0	5	0	0	0
Transfers (No.)	1,893	1,327	1,440	1,850	2,283	2,291	5,984
Trades (No.) - Equity	641,100	392,155	326,872	258,621	384,823	772,389	193,500
Trades (No.)-Closed End Funds	149	151	141	456	54	67	86
Market Days (No.)	20	19	19	19	17	20	18
Listed Companies (No.)	286	286	285	285	284	284	284
Participants (No.)	44	44	44	44	44	44	44

\*Deposits in June 2025 include 0 equity direct deposits made due to Subdivisions, Right Issues, Initial public Offers and Capitalization of Reserves.

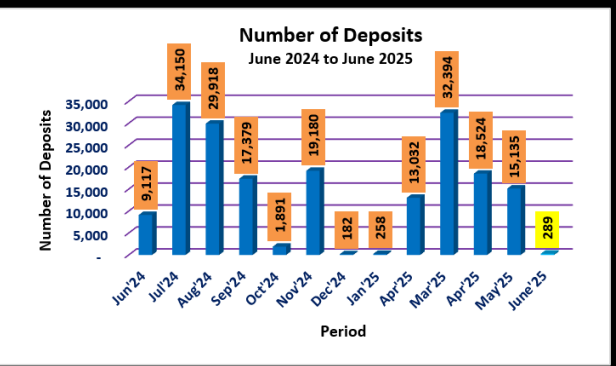
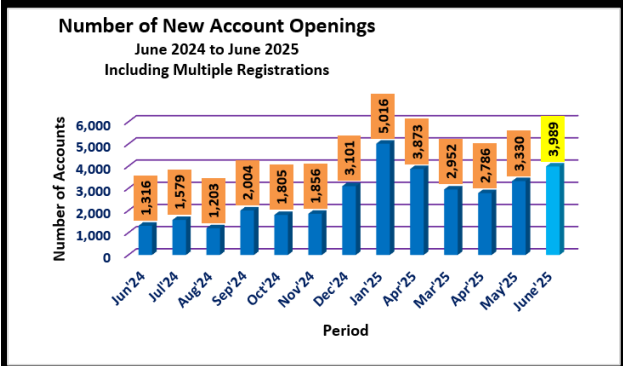
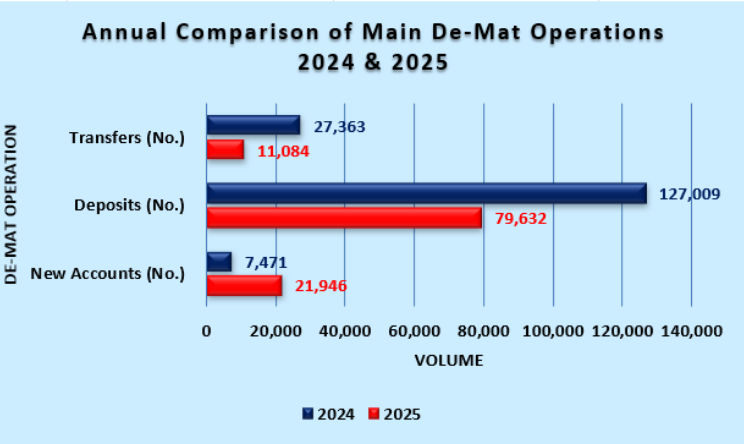
e-Services Enrollment	As of 30 <sup>th</sup> June 2025	June 2025	As of 31 <sup>st</sup> May 2025
SMS	106,158	3,146	103,012
e-Statements	173,789	3,129	170,660
eConnect	23,230	271	22,959

Comparative analysis on monthly basis as a percentage (%) compared to previous month

	June 25	May 25	Apr 25	Mar 25	Feb 25
New Accounts (No.)	19.79	19.53	-5.62	-23.78	-22.79
Deposits (No.)	-98.09	-18.30	-42.82	148.57	4,951.16
Trades (No.) - Equity	63.48	19.97	26.39	-32.79	-50.18

Annual Comparison

	CUMALATIVE	
	JAN-MAY	
	2025	2024
New Accounts (No.)	21,946	7,471
Deposits (No.)	79,632	127,009
Withdrawals (No.)	5	0
Transfers (No.)	11,084	27,363
Trades (No.) - Equity	2,775,960	1,468,746
Trades (No.)-Closed End Funds	1,018	507

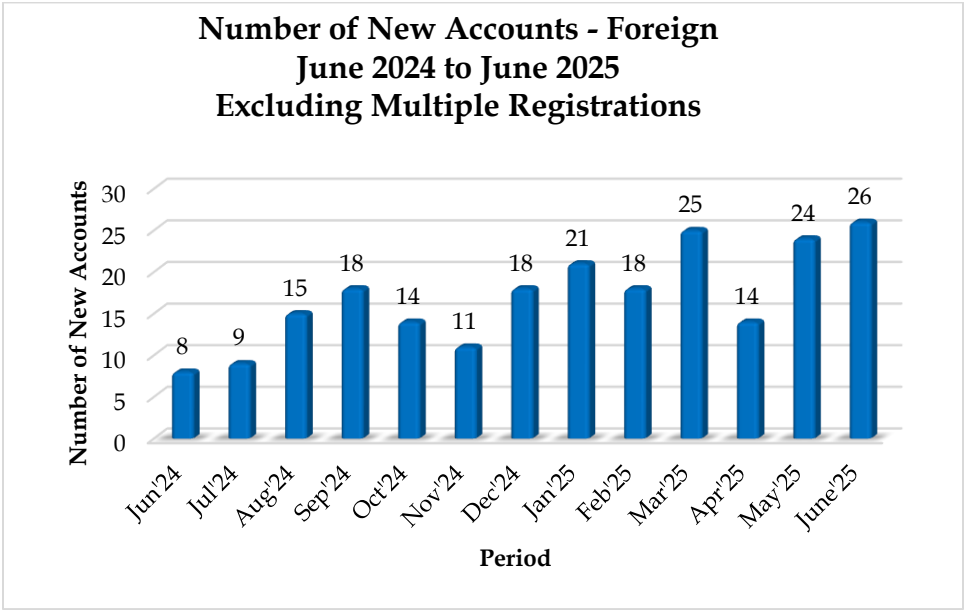
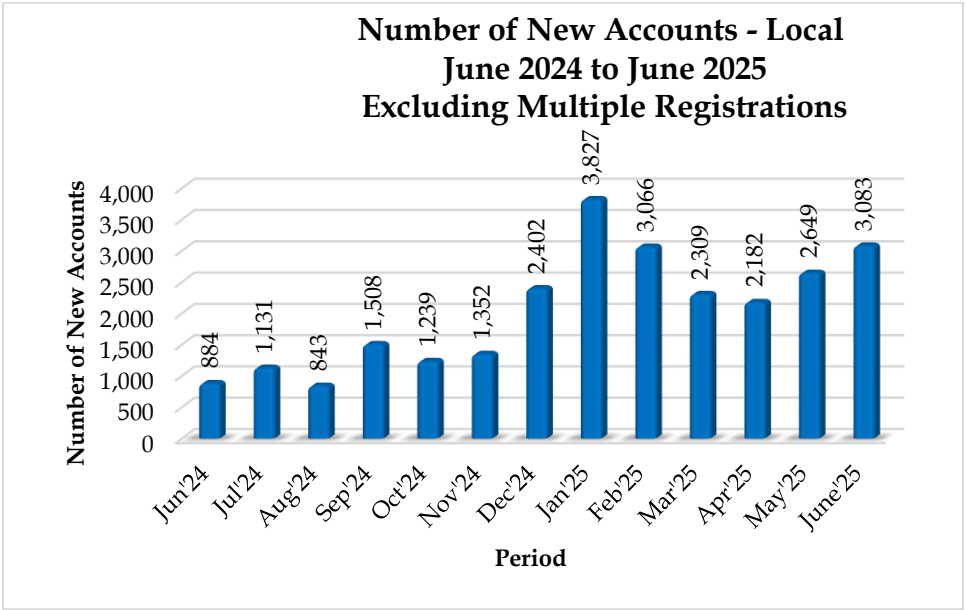


Number of CDS Accounts by Investor Category

	June-25	May-25	Apr-25	Mar-25	Feb-25	Jan-25	June-24
Local Individuals (No.)	709,971	706,947	704,345	702,208	699,956	696,970	685,020
Foreign Individuals (No.)	5,178	5,161	5,153	5,147	5,126	5,110	5,046
Local Companies (No.)	14,009	13,950	13,903	13,858	13,801	13,721	13,369
Foreign Companies (No.)	6,032	6,023	6,007	5,999	5,995	5,993	5,951
Total Excluding Multiple Registrations	735,190	732,081	729,408	727,212	724,878	721,794	709,386
Total De-Mat Accounts Including Multiple Registrations	970,987	966,998	963,668	960,882	957,930	954,057	937,493

De-Mat Account Categories as a Percentage against Total Registrations Excluding Multiple Registrations (%)

	June-25	May-25	Apr-25	Mar-25	Feb-25	Jan-25	June-24
Local Individuals (No.)	96.57	96.57	96.56	96.56	96.56	96.56	96.57
Foreign Individuals (No.)	0.70	0.70	0.71	0.71	0.71	0.71	0.71
Local Companies (No.)	1.91	1.91	1.91	1.91	1.90	1.90	1.88
Foreign Companies (No.)	0.82	0.82	0.82	0.82	0.83	0.83	0.84
Total Excluding Multiple Registrations	100.00	100.00	100.00	100.00	100.00	100.00	100.00



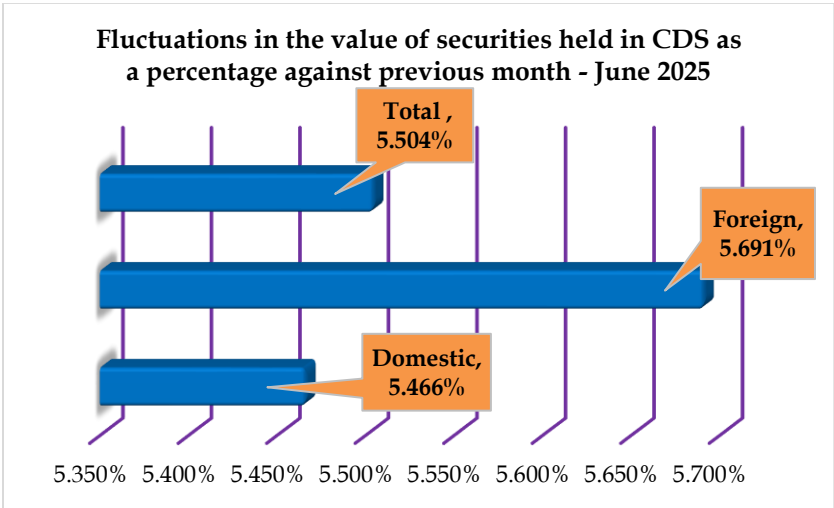
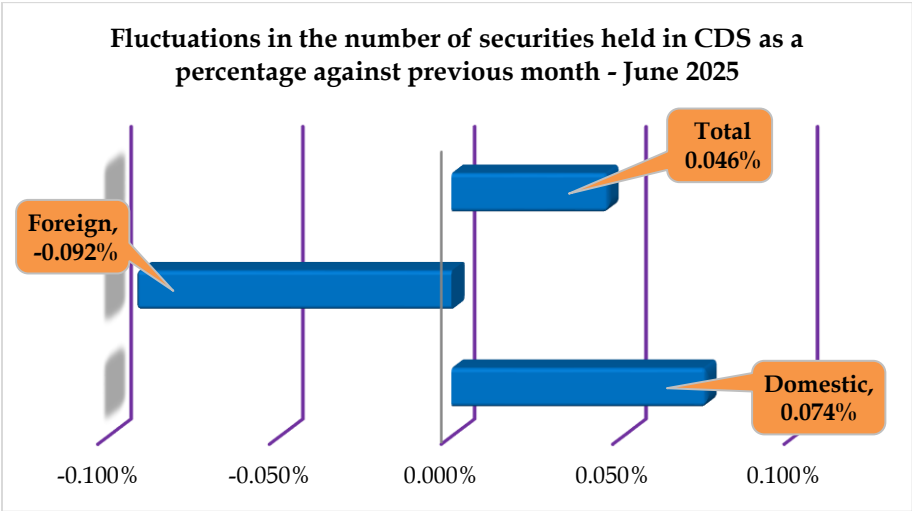
Value & Quantity of the Securities held in the CDS

Securities Held in Custody (Nos.)	June-25	May-25	Apr-25	Mar-25	June-24
Domestic	167,793,622,243	167,669,165,728	163,209,863,066	163,243,321,785	151,342,673,574
Foreign	34,753,686,471	34,785,738,716	34,530,310,817	34,525,972,316	29,945,370,680
Total	202,547,308,714	202,454,904,444	197,740,173,883	197,769,294,101	181,288,044,254

Comparative Analysis on Fluctuations (Change)	June-25	May-25	Apr-25
Domestic	0.074%	2.732%	-0.020%
Foreign	-0.092%	0.740%	0.013%
Total	0.046%	2.384%	-0.015%

Securities Held in Custody (Rs.)	June-25	May-25	Apr-25	Mar-25	June-24
Domestic	5,256,127,434,470	4,983,722,104,023	4,646,109,115,639	4,599,435,773,621	3,639,092,992,367
Foreign	1,082,178,367,731	1,023,909,638,817	950,091,378,677	946,157,394,287	1,085,732,685,634
Total	6,338,305,802,201	6,007,631,742,840	5,596,200,494,316	5,545,593,167,908	4,724,825,678,001

Comparative Analysis on Fluctuations (Change)	June-25	May-25	Apr-25
Domestic	5.466%	7.267%	1.015%
Foreign	5.691%	7.770%	0.416%
Total	5.504%	7.352%	0.913%

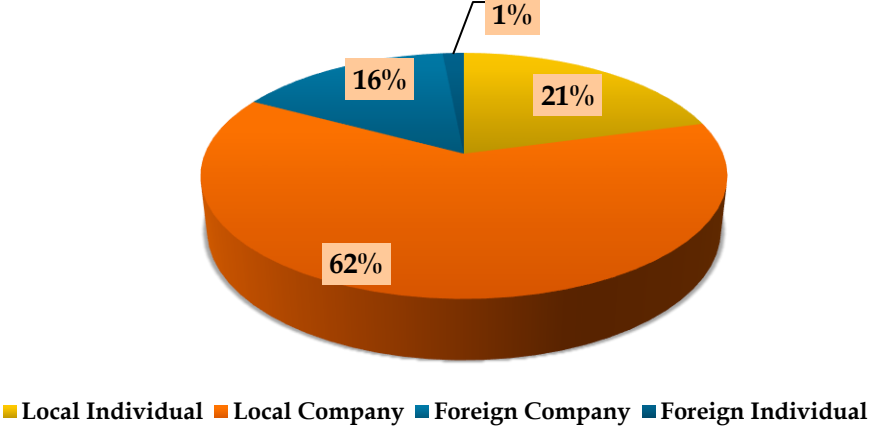


Value & Quantity of the Securities held in the CDS by Investor Category  
June 2025

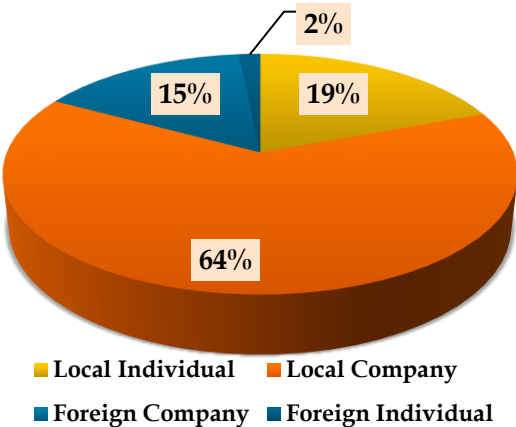
Investor Category	Equity Holding	Corporate Debt Holding	Total Holding
Local Individual	41,589,368,634	442,791,827	42,032,160,461
Local Company	123,113,074,037	2,648,387,745	125,761,461,782
Foreign Company	31,620,786,389	180,100	31,620,966,489
Foreign Individual	3,130,022,182	2,697,800	3,132,719,982
Total	199,453,251,242	3,094,057,472	202,547,308,714

Investor Category	Equity Value	Corporate Debt Value	Total Value
Local Individual	1,176,931,001,679.45	46,603,592,436.37	1,223,534,594,115.82
Local Company	3,766,506,170,753.80	266,086,669,600.87	4,032,592,840,354.67
Foreign Company	980,837,932,766.95	20,233,010.00	980,858,165,776.95
Foreign Individual	101,042,755,134.10	277,446,819.60	101,320,201,953.70
Total	6,025,317,860,334.30	312,987,941,866.84	6,338,305,802,201.14

Securities Held in Custody by Investor Category as a Percentage



Value of Securities Held in Custody by Investor Category as a Percentage



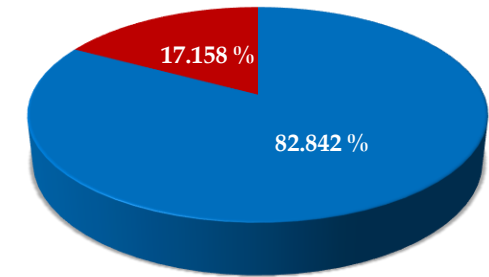
Holdings in CDS as of 30<sup>th</sup> June 2025

Holdings	Equity	Corporate Debt	Total
Domestic	164,702,442,671	3,091,179,572	167,793,622,243
Foreign	34,750,808,571	2,877,900	34,753,686,471

Market Value	Equity	Corporate Debt	Total
Domestic	4,943,437,172,433.25	312,690,262,037.24	5,256,127,434,470.49
Foreign	1,081,880,687,901.05	297,679,829.60	1,082,178,367,730.65

	Quantity	Market Value (LKR)
Equity	199,453,251,242	6,025,317,860,334.30
Debentures	3,094,057,472	312,987,941,866.84

Percentage of Security Types in Custody as at 30<sup>th</sup> June 2025



- Domestic (Equity & Corporate Debt) - 82.842%
- Foreign (Equity & Corporate Debt) - 17.158%

