

CDS INFOLINE

May 2025



Central Depository Systems (Pvt) Limited

Convenient | Dedicated | Secure

Central Depository Systems (Pvt) Ltd of Sri Lanka (CDS)

(A fully owned subsidiary of Colombo Stock
Exchange)

Phone: +94 11 2 356 444

Fax: +94 11 2 440 396

Email: cdsinfo@cse.lk

Website: www.cds.lk

Operational Activities

Major Operations	May-25	Apr-25	Mar-25	Feb-25	Jan-25	Dec-24	May-24
New Accounts (No.)	3,330	2,786	2,952	3,873	5,016	3,101	1,343
Deposits (No.)	*15,135	18,524	32,394	13,032	258	182	13,863
Withdrawals (No.)	0	0	5	0	0	0	0
Transfers (No.)	1,327	1,440	1,850	2,283	2,291	1,352	12,545
Trades (No.) - Equity	392,155	326,872	258,621	384,823	772,389	758,450	292,835
Trades (No.)-Closed End Funds	151	141	456	54	67	129	66
Market Days (No.)	19	19	19	17	20	21	20
Listed Companies (No.)	286	285	285	284	284	284	284
Participants (No.)	44	44	44	44	44	44	44

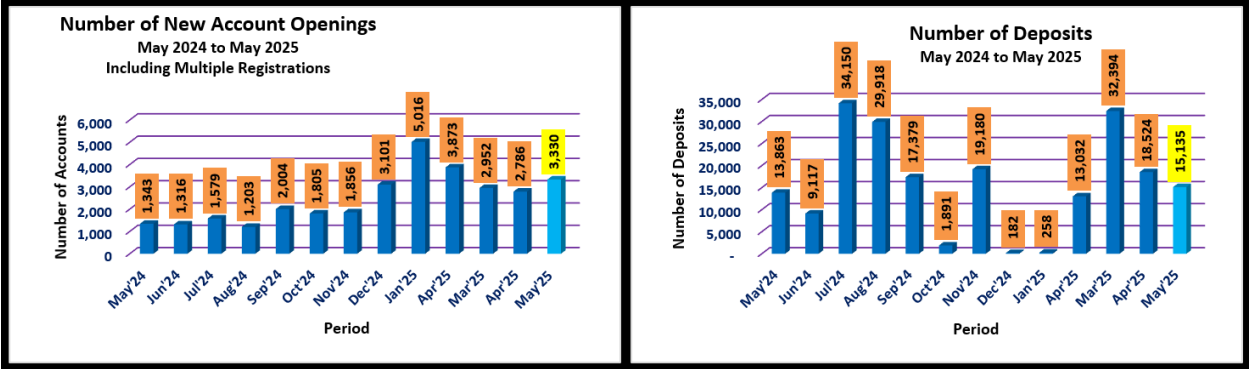
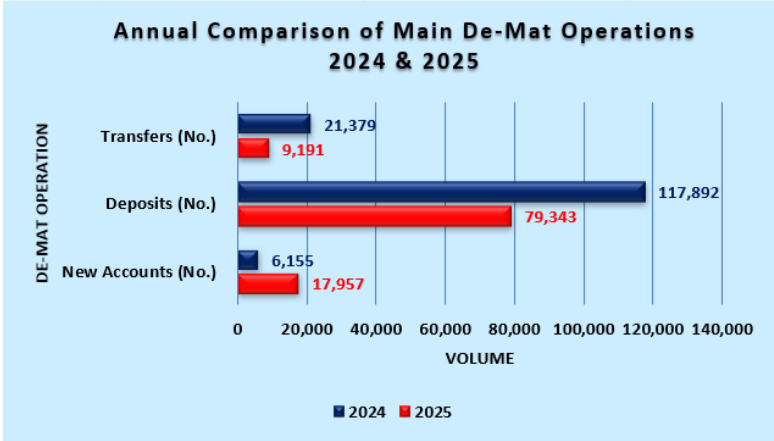
*Deposits in May 2025 include 14,805 equity direct deposits made due to Subdivisions, Right Issues, Initial public Offers and Capitalization of Reserves.

e-Services Enrollment	As of 31 st May 2025	May 2025	As of 30 th April 2025
SMS	103,012	2,756	100,256
e-Statements	170,660	2,722	167,938
eConnect	22,959	314	22,645

Comparative analysis on monthly basis as a percentage (%) compared to previous month

	May 25	Apr 25	Mar 25	Feb 25	Jan 25
New Accounts (No.)	19.53	-5.62	-23.78	-22.79	61.75
Deposits (No.)	-18.30	-42.82	148.57	4,951.16	41.76
Trades (No.) - Equity	19.97	26.39	-32.79	-50.18	1.84

Annual Comparison	CUMALATIVE	
	JAN-MAY	
	2025	2024
New Accounts (No.)	17,957	6,155
Deposits (No.)	79,343	117,892
Withdrawals (No.)	5	0
Transfers (No.)	9,191	21,379
Trades (No.) - Equity	2,134,860	1,275,246
Trades (No.)-Closed End Funds	869	421

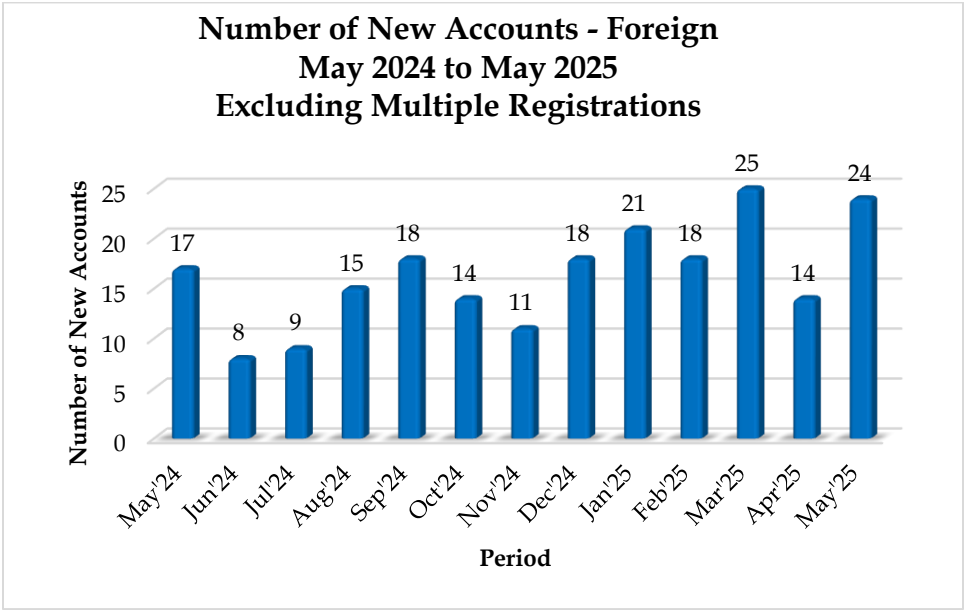
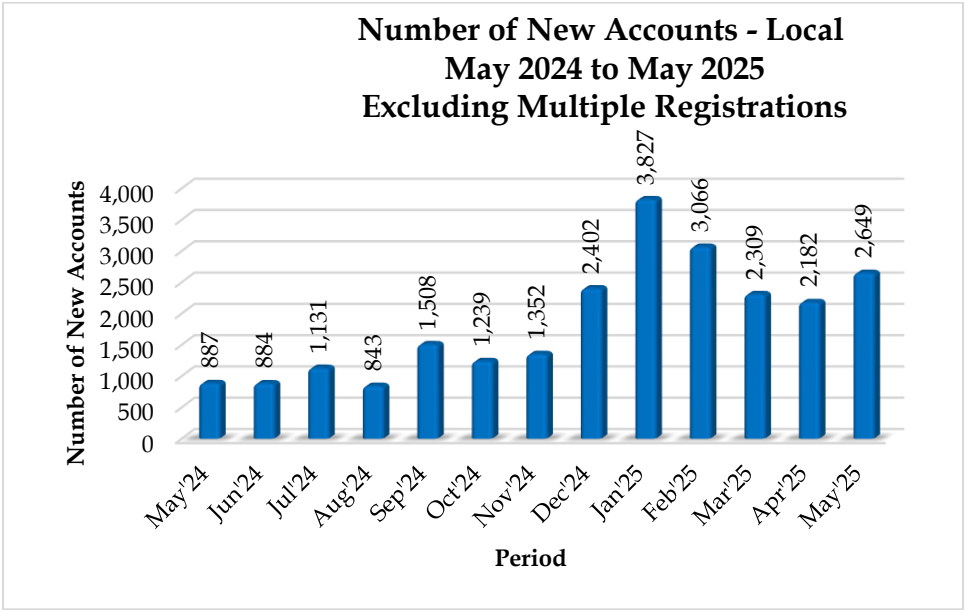


Number of CDS Accounts by Investor Category

	May-25	Apr-25	Mar-25	Feb-25	Jan-25	Dec-24	May-24
Local Individuals (No.)	706,947	704,345	702,208	699,956	696,970	693,216	684,169
Foreign Individuals (No.)	5,161	5,153	5,147	5,126	5,110	5,091	5,042
Local Companies (No.)	13,950	13,903	13,858	13,801	13,721	13,648	13,336
Foreign Companies (No.)	6,023	6,007	5,999	5,995	5,993	5,991	5,947
Total Excluding Multiple Registrations	732,081	729,408	727,212	724,878	721,794	717,946	708,494
Total De-Mat Accounts Including Multiple Registrations	966,998	963,668	960,882	957,930	954,057	949,041	936,177

De-Mat Account Categories as a Percentage against Total Registrations Excluding Multiple Registrations (%)

	May-25	Apr-25	Mar-25	Feb-25	Jan-25	Dec-24	May-24
Local Individuals (No.)	96.57	96.56	96.56	96.56	96.56	96.56	96.57
Foreign Individuals (No.)	0.70	0.71	0.71	0.71	0.71	0.71	0.71
Local Companies (No.)	1.91	1.91	1.91	1.90	1.90	1.90	1.88
Foreign Companies (No.)	0.82	0.82	0.82	0.83	0.83	0.83	0.84
Total Excluding Multiple Registrations	100.00	100.00	100.00	100.00	100.00	100.00	100.00



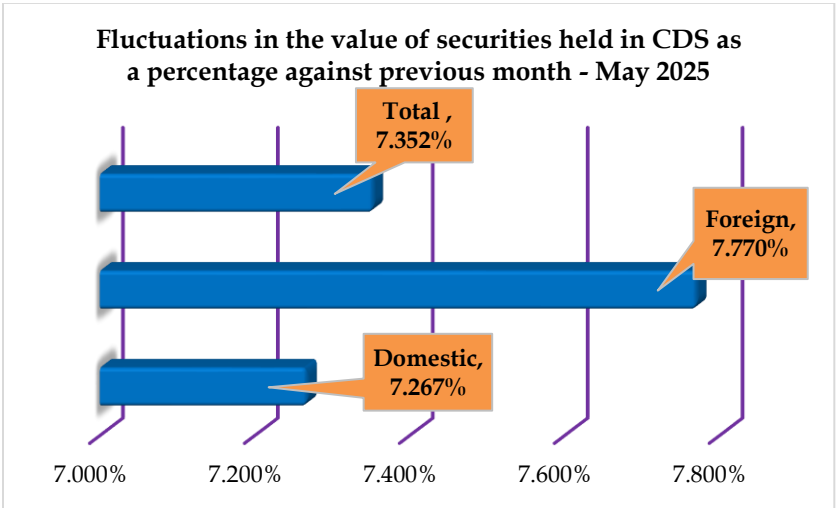
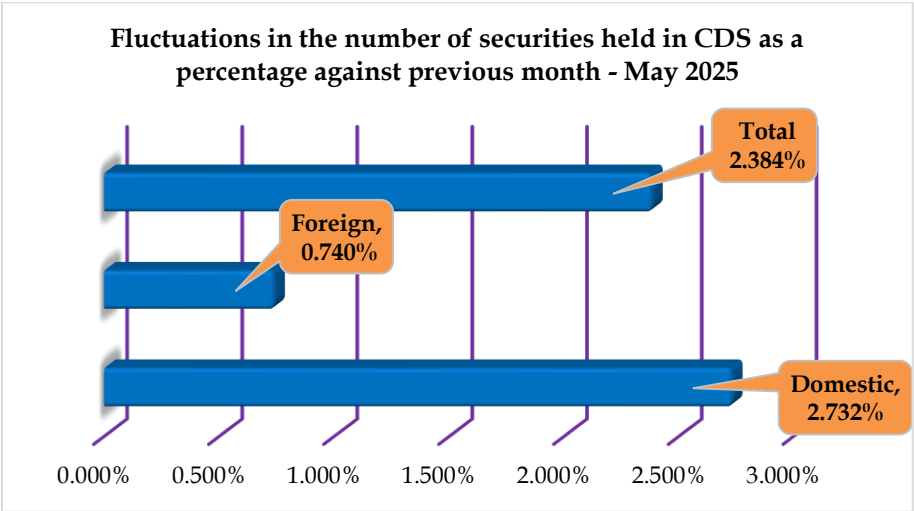
Value & Quantity of the Securities held in the CDS

Securities Held in Custody (Nos.)	May-25	Apr-25	Mar-25	Feb-25	May-24
Domestic	167,669,165,728	163,209,863,066	163,243,321,785	161,781,558,566	151,128,146,556
Foreign	34,785,738,716	34,530,310,817	34,525,972,316	34,514,560,107	29,125,036,844
Total	202,454,904,444	197,740,173,883	197,769,294,101	196,296,118,673	180,253,183,400

Comparative Analysis on Fluctuations (Change)	May-25	Apr-25	Mar-25
Domestic	2.732%	-0.020%	0.904%
Foreign	0.740%	0.013%	0.033%
Total	2.384%	-0.015%	0.750%

Securities Held in Custody (Rs.)	May-25	Apr-25	Mar-25	Feb-25	May-24
Domestic	4,983,722,104,023	4,646,109,115,639	4,599,435,773,621	4,728,814,173,411	3,647,614,903,008
Foreign	1,023,909,638,817	950,091,378,677	946,157,394,287	971,963,157,525	1,090,560,365,811
Total	6,007,631,742,840	5,596,200,494,316	5,545,593,167,908	5,700,777,330,936	4,738,175,268,819

Comparative Analysis on Fluctuations (Change)	May-25	Apr-25	Mar-25
Domestic	7.267%	1.015%	-2.736%
Foreign	7.770%	0.416%	-2.655%
Total	7.352%	0.913%	-2.722%

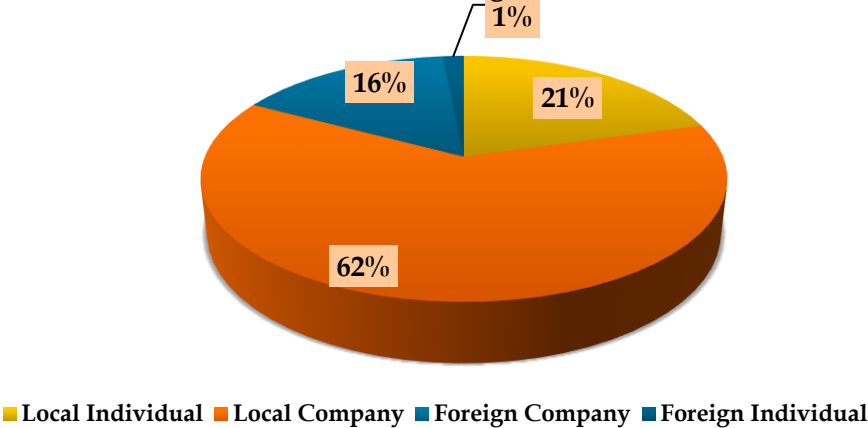


Value & Quantity of the Securities held in the CDS by Investor Category
May 2025

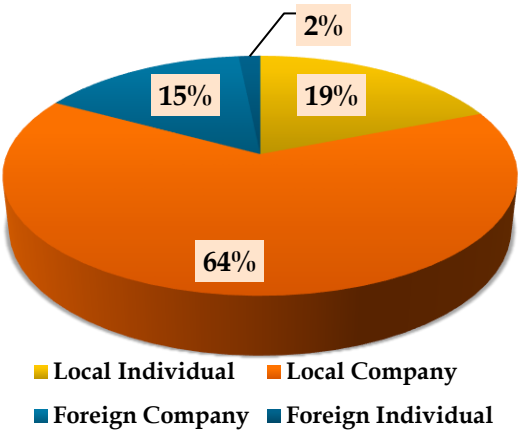
Investor Category	Equity Holding	Corporate Debt Holding	Total Holding
Local Individual	41,185,726,036	438,452,939	41,624,178,975
Local Company	123,402,260,120	2,642,726,633	126,044,986,753
Foreign Company	31,643,855,623	180,100	31,644,035,723
Foreign Individual	3,139,005,193	2,697,800	3,141,702,993
Total	199,370,846,972	3,084,057,472	202,454,904,444

Investor Category	Equity Value	Corporate Debt Value	Total Value
Local Individual	1,092,755,782,640.50	46,105,190,460.37	1,138,860,973,100.87
Local Company	3,579,623,250,995.45	265,237,879,926.87	3,844,861,130,922.32
Foreign Company	926,892,694,062.95	20,233,010.00	926,912,927,072.95
Foreign Individual	96,719,264,924.60	277,446,819.60	96,996,711,744.20
Total	5,695,990,992,623.50	311,640,750,216.84	6,007,631,742,840.34

Securities Held in Custody by Investor Category as a Percentage



Value of Securities Held in Custody by Investor Category as a Percentage



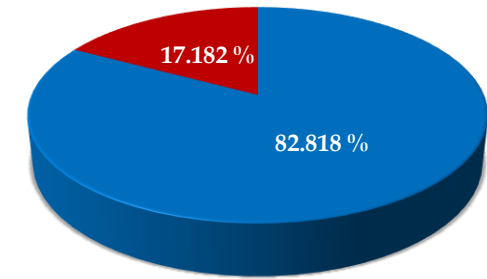
Holdings in CDS as of 31st May 2025

Holdings	Equity	Corporate Debt	Total
Domestic	164,587,986,156	3,081,179,572	167,669,165,728
Foreign	34,782,860,816	2,877,900	34,785,738,716

Market Value	Equity	Corporate Debt	Total
Domestic	4,672,379,033,635.95	311,343,070,387.24	4,983,722,104,023.19
Foreign	1,023,611,958,987.55	297,679,829.60	1,023,909,638,817.15

	Quantity	Market Value (LKR)
Equity	199,370,846,972	5,695,990,992,623.50
Debentures	3,084,057,472	311,640,750,216.84

Percentage of Security Types in Custody as at 31st May 2025



■ Domestic (Equity & Corporate Debt) - 82.818%
■ Foreign (Equity & Corporate Debt) - 17.182%

