

# CDS INFOLINE

November 2025



Central Depository Systems (Pvt) Limited

Convenient | Dedicated | Secure



## Central Depository Systems (Pvt) Ltd of Sri Lanka (CDS)

(A fully owned subsidiary of Colombo Stock  
Exchange)

Phone: +94 11 2 356 444

Fax: +94 11 2 440 396

Email: [cdsinfo@cse.lk](mailto:cdsinfo@cse.lk)

Website: [www.cds.lk](http://www.cds.lk)

Operational Activities

Major Operations	Nov-25	Oct-25	Sep-25	Aug-25	July-25	June-25	Nov-24
New Accounts (No.)	7,111	6,387	6,080	5,516	4,118	3,989	1,856
Deposits (No.)	*10,793	24,829	12,530	971	1,078	289	19,180
Withdrawals (No.)	0	0	0	0	0	0	0
Transfers (No.)	3,108	2,553	2,223	2,778	2,246	1,893	1,656
Trades (No.) - Equity	1,386,908	1,754,710	1,704,768	1,616,398	968,631	641,100	376,399
Trades (No.)-Closed End Funds	420	342	418	514	140	149	29
Market Days (No.)	19	21	21	20	22	20	20
Listed Companies (No.)	285	284	286	286	286	286	284
Participants (No.)	44	43	43	43	43	44	44

\*Deposits in November 2025 include 10,229 equity direct deposits made due to Subdivisions, Right Issues, Initial public Offers and Capitalization of Reserves.

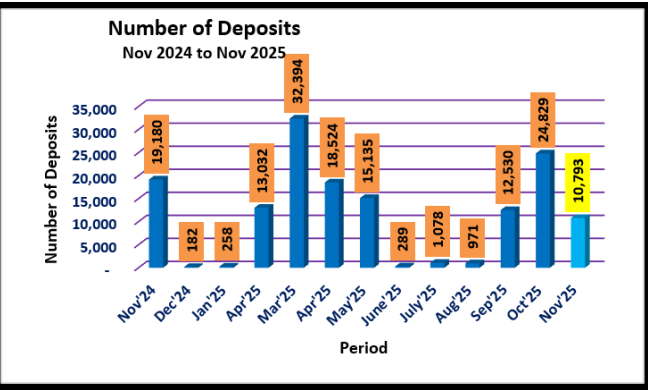
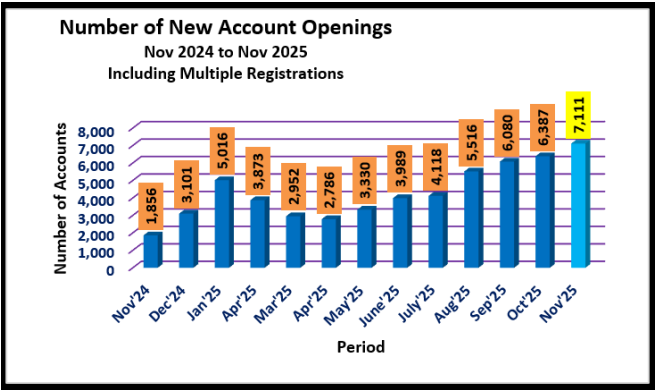
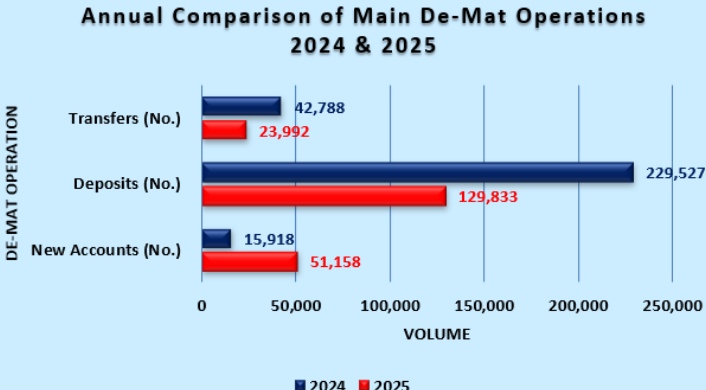
e-Services Enrollment	As of 30 <sup>th</sup> Nov 2025	November 2025	As of 31 <sup>st</sup> Oct 2025
SMS	130,017	5,949	124,068
e-Statements	197,544	5,882	191,662
eConnect	25,597	528	25,069

Comparative analysis on monthly basis as a percentage (%) compared to previous month

	Nov 25	Oct 25	Sep 25	Aug 25	July 25
New Accounts (No.)	11.34	5.05	10.22	33.95	3.23
Deposits (No.)	-56.53	98.16	1,190.42	-9.93	273.01
Trades (No.) - Equity	-20.96	2.93	5.47	66.87	51.09

Annual Comparison

	CUMALATIVE	
	2025	2024
New Accounts (No.)	51,158	15,918
Deposits (No.)	129,833	229,527
Withdrawals (No.)	5	15
Transfers (No.)	23,992	42,788
Trades (No.) - Equity	10,207,375	2,765,671
Trades (No.)-Closed End Funds	2,852	714

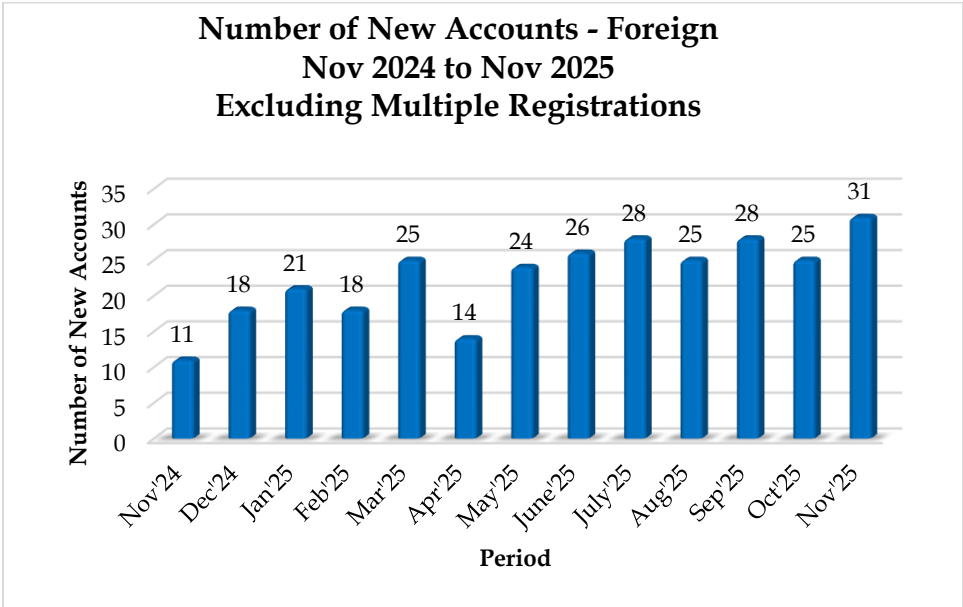
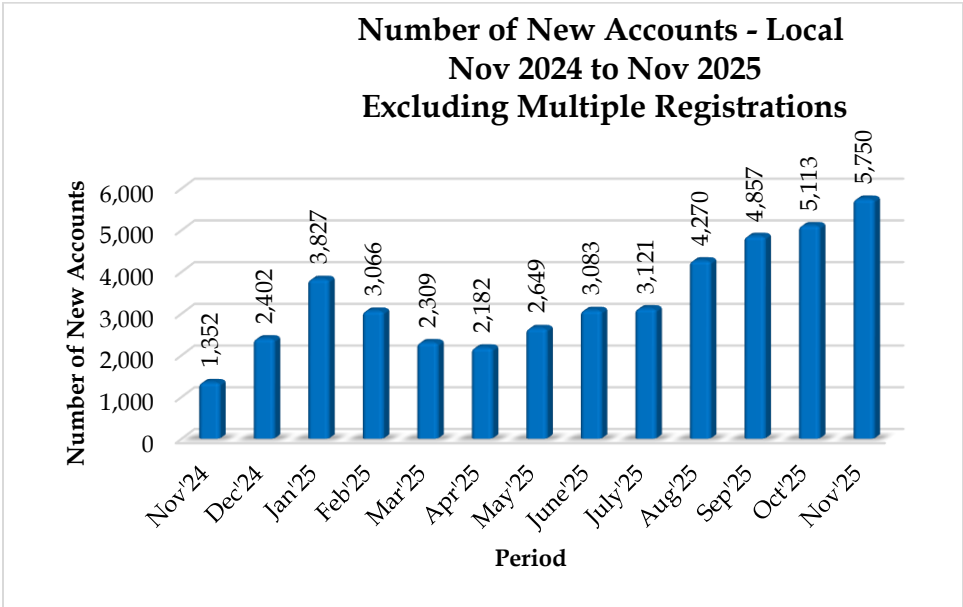


Number of CDS Accounts by Investor Category

	Nov-25	Oct-25	Sep-25	Aug-25	July-25	June-25	Nov-24
Local Individuals (No.)	732,683	727,025	722,014	717,225	713,038	709,971	690,870
Foreign Individuals (No.)	5,279	5,254	5,235	5,210	5,190	5,178	5,082
Local Companies (No.)	14,408	14,316	14,214	14,146	14,063	14,009	13,592
Foreign Companies (No.)	6,068	6,062	6,056	6,053	6,048	6,032	5,982
Total Excluding Multiple Registrations	758,438	752,657	747,519	742,634	738,339	735,190	715,526
Total De-Mat Accounts Including Multiple Registrations	1,000,201	993,089	986,702	980,622	975,106	970,987	945,940

De-Mat Account Categories as a Percentage against Total Registrations Excluding Multiple Registrations (%)

	Nov-25	Oct-25	Sep-25	Aug-25	July-25	June-25	Nov-24
Local Individuals (No.)	96.60	96.59	96.59	96.58	96.57	96.57	96.55
Foreign Individuals (No.)	0.70	0.70	0.70	0.70	0.70	0.70	0.71
Local Companies (No.)	1.90	1.90	1.90	1.90	1.90	1.91	1.90
Foreign Companies (No.)	0.80	0.81	0.81	0.82	0.82	0.82	0.84
Total Excluding Multiple Registrations	100.00	100.00	100.00	100.00	100.00	100.00	100.00



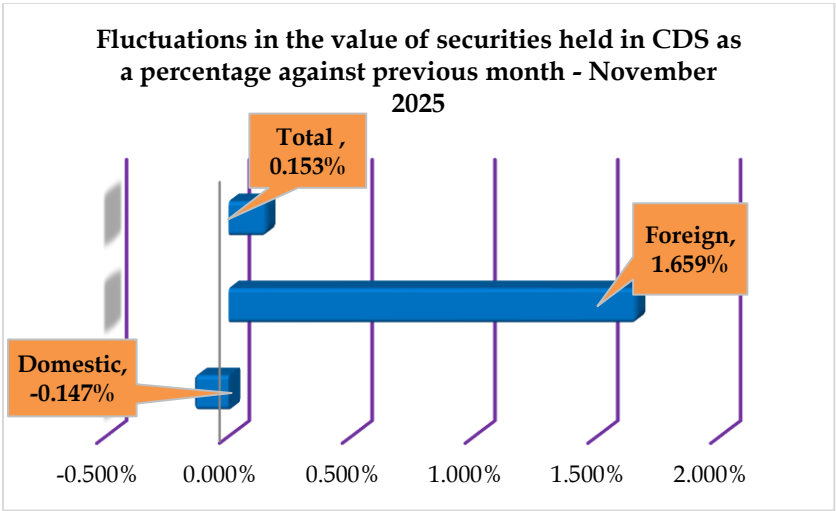
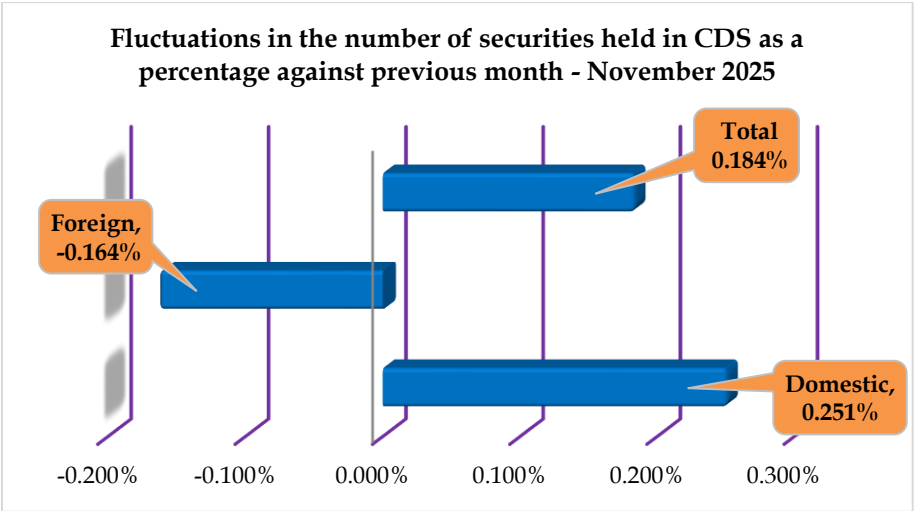
Value & Quantity of the Securities held in the CDS

Securities Held in Custody (Nos.)	Nov-25	Oct-25	Sep-25	Aug-25	Nov-24
Domestic	169,069,535,069	168,646,100,349	166,767,683,321	166,656,694,852	159,302,094,535
Foreign	32,651,771,607	32,705,275,015	32,768,900,315	32,801,831,512	35,314,096,951
Total	201,721,306,676	201,351,375,364	199,536,583,636	199,458,526,364	194,616,191,486

Comparative Analysis on Fluctuations (Change)	Nov-25	Oct-25	Sep-25
Domestic	0.251%	1.126%	0.067%
Foreign	-0.164%	-0.194%	-0.100%
Total	0.184%	0.910%	0.039%

Securities Held in Custody (Rs.)	Nov-25	Oct-25	Sep-25	Aug-25	Nov-24
Domestic	6,637,064,587,170	6,646,804,581,012	6,334,010,078,184	6,053,048,833,604	3,905,542,264,446
Foreign	1,342,500,537,831	1,320,588,858,933	1,268,333,738,502	1,252,180,374,850	1,108,313,123,155
Total	7,979,565,125,001	7,967,393,439,944	7,602,343,816,686	7,305,229,208,454	5,013,855,387,601

Comparative Analysis on Fluctuations (Change)	Nov-25	Oct-25	Sep-25
Domestic	-0.147%	4.938%	4.642%
Foreign	1.659%	4.120%	1.290%
Total	0.153%	4.802%	4.067%

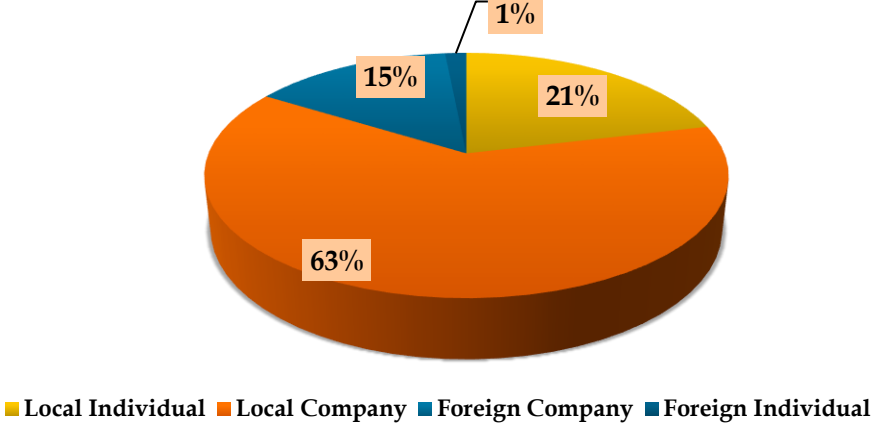


Value & Quantity of the Securities held in the CDS by Investor Category  
November 2025

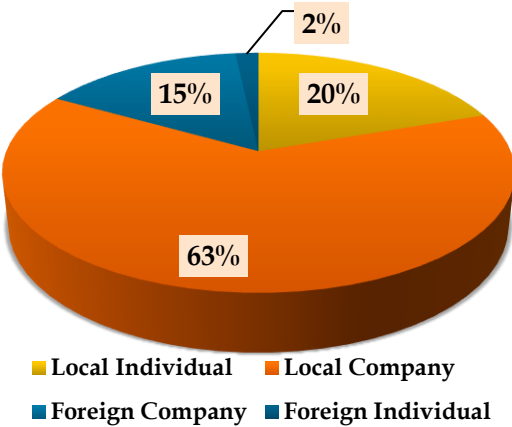
Investor Category	Equity Holding	Corporate Debt Holding	Total Holding
Local Individual	42,375,066,113	469,826,932	42,844,893,045
Local Company	123,313,322,309	2,911,319,715	126,224,642,024
Foreign Company	29,515,770,555	2,180,100	29,517,950,655
Foreign Individual	3,131,192,152	2,628,800	3,133,820,952
Total	198,335,351,129	3,385,955,547	201,721,306,676

Investor Category	Equity Value	Corporate Debt Value	Total Value
Local Individual	1,523,055,159,083.90	49,636,300,281.79	1,572,691,459,365.69
Local Company	4,770,568,342,402.80	293,804,785,401.44	5,064,373,127,804.24
Foreign Company	1,204,165,442,343.85	219,862,750.00	1,204,385,305,093.85
Foreign Individual	137,845,479,087.05	269,753,650.16	138,115,232,737.21
Total	7,635,634,422,917.60	343,930,702,083.39	7,979,565,125,000.99

Securities Held in Custody by Investor Category as a Percentage



Value of Securities Held in Custody by Investor Category as a Percentage



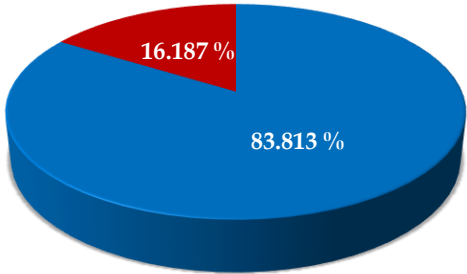
Holdings in CDS as of 30<sup>th</sup> November 2025

Holdings	Equity	Corporate Debt	Total
Domestic	165,688,388,422	3,381,146,647	169,069,535,069
Foreign	32,646,962,707	4,808,900	32,651,771,607

Market Value	Equity	Corporate Debt	Total
Domestic	6,293,623,501,486.70	343,441,085,683.23	6,637,064,587,169.93
Foreign	1,342,010,921,430.90	489,616,400.16	1,342,500,537,831.06

	Quantity	Market Value (LKR)
Equity	198,335,351,129	7,635,634,422,917.60
Debentures	3,385,955,547	343,930,702,083.39

Percentage of Security Types in Custody as at 31st October 2025



■ Domestic (Equity & Corporate Debt) - 83.813 %  
■ Foreign (Equity & Corporate Debt) - 16.187 %

