

CDS INFOLINE

December 2025



Central Depository Systems (Pvt) Limited

Convenient | Dedicated | Secure

Central Depository Systems (Pvt) Ltd of Sri Lanka (CDS)

(A fully owned subsidiary of Colombo Stock
Exchange)

Phone: +94 11 2 356 444

Fax: +94 11 2 440 396

Email: cdsinfo@cse.lk

Website: www.cds.lk

Operational Activities

Major Operations	Dec-25	Nov-25	Oct-25	Sep-25	Aug-25	July-25	Dec-24
New Accounts (No.)	6,298	7,111	6,387	6,080	5,516	4,118	3,101
Deposits (No.)	*24,481	10,793	24,829	12,530	971	1,078	182
Withdrawals (No.)	0	0	0	0	0	0	0
Transfers (No.)	2,121	3,108	2,553	2,223	2,778	2,246	1,352
Trades (No.) - Equity	1,315,090	1,386,908	1,754,710	1,704,768	1,616,398	968,631	758,450
Trades (No.)-Closed End Funds	328	420	342	418	514	140	129
Market Days (No.)	21	19	21	21	20	22	21
Listed Companies (No.)	288	285	284	286	286	286	284
Participants (No.)	44	44	43	43	43	43	44

*Deposits in December 2025 include 24,059 equity direct deposits made due to Subdivisions, Right Issues, Initial public Offers and Capitalization of Reserves.

e-Services Enrollment	As of 31 st Dec 2025	December 2025	As of 30 th Nov 2025
SMS	135,316	5,299	130,017
e-Statements	203,428	5,884	197,544
eConnect	26,558	961	25,597

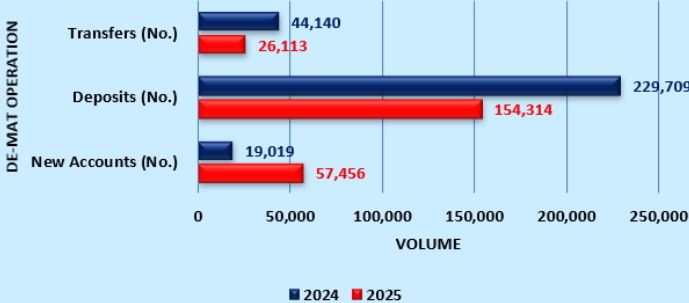
Comparative analysis on monthly basis as a percentage (%) compared to previous month

	Dec 25	Nov 25	Oct 25	Sep 25	Aug 25
New Accounts (No.)	-11.43	11.34	5.05	10.22	33.95
Deposits (No.)	126.82	-56.53	98.16	1,190.42	-9.93
Trades (No.) - Equity	-5.18	-20.96	2.93	5.47	66.87

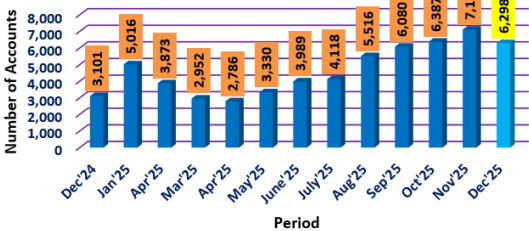
Annual Comparison

	CUMULATIVE	
	2025	2024
New Accounts (No.)	57,456	19,019
Deposits (No.)	154,314	229,709
Withdrawals (No.)	5	15
Transfers (No.)	26,113	44,140
Trades (No.) - Equity	11,522,465	3,524,121
Trades (No.)-Closed End Funds	3,180	843

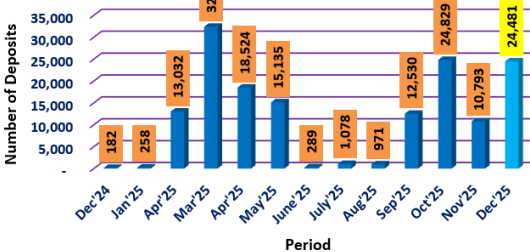
Annual Comparison of Main De-Mat Operations
2024 & 2025



Number of New Account Openings
Dec 2024 to Dec 2025
Including Multiple Registrations



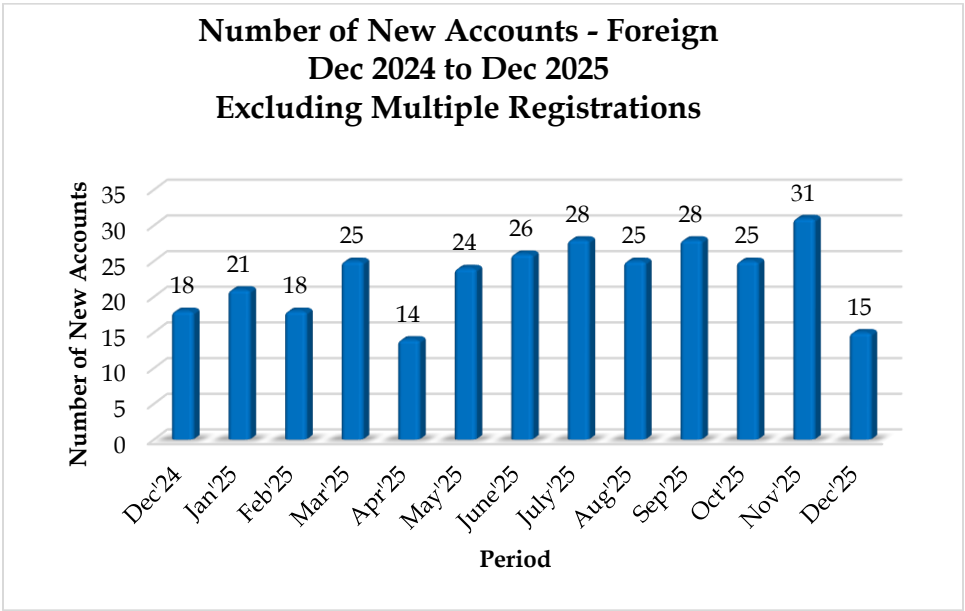
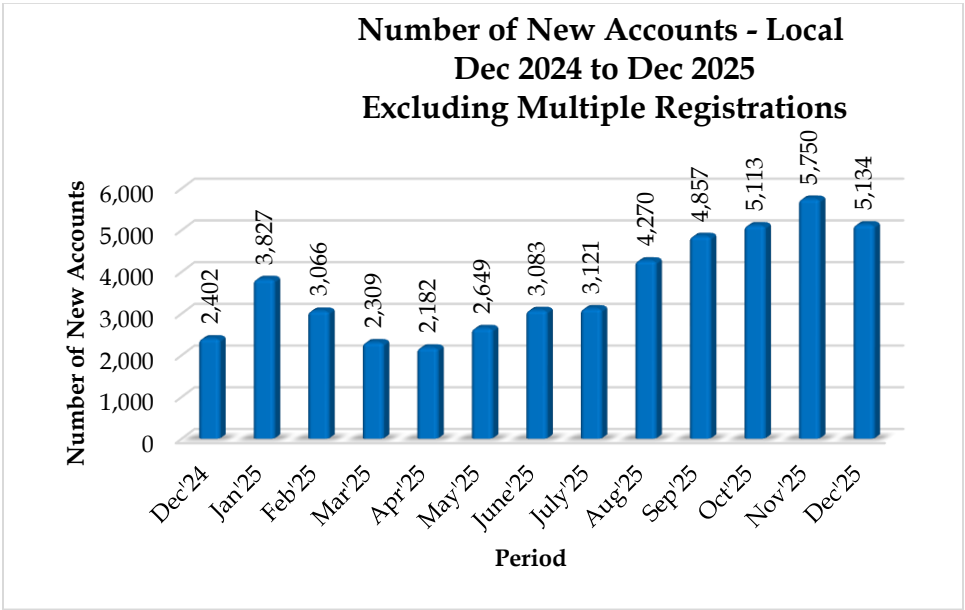
Number of Deposits
Dec 2024 to Dec 2025



	Nov-25	Nov-25	Oct-25	Sep-25	Aug-25	July-25	Dec-24
Local Individuals (No.)	737,735	732,683	727,025	722,014	717,225	713,038	693,216
Foreign Individuals (No.)	5,290	5,279	5,254	5,235	5,210	5,190	5,091
Local Companies (No.)	14,490	14,408	14,316	14,214	14,146	14,063	13,648
Foreign Companies (No.)	6,072	6,068	6,062	6,056	6,053	6,048	5,991
Total Excluding Multiple Registrations	763,587	758,438	752,657	747,519	742,634	738,339	717,946
Total De-Mat Accounts Including Multiple Registrations	1,006,499	1,000,201	993,089	986,702	980,622	975,106	949,041

De-Mat Account Categories as a Percentage against Total Registrations Excluding Multiple Registrations (%)

	Dec-25	Nov-25	Oct-25	Sep-25	Aug-25	July-25	Dec-24
Local Individuals (No.)	96.61	96.60	96.59	96.59	96.58	96.57	96.56
Foreign Individuals (No.)	0.69	0.70	0.70	0.70	0.70	0.70	0.71
Local Companies (No.)	1.90	1.90	1.90	1.90	1.90	1.90	1.90
Foreign Companies (No.)	0.80	0.80	0.81	0.81	0.82	0.82	0.83
Total Excluding Multiple Registrations	100.00	100.00	100.00	100.00	100.00	100.00	100.00



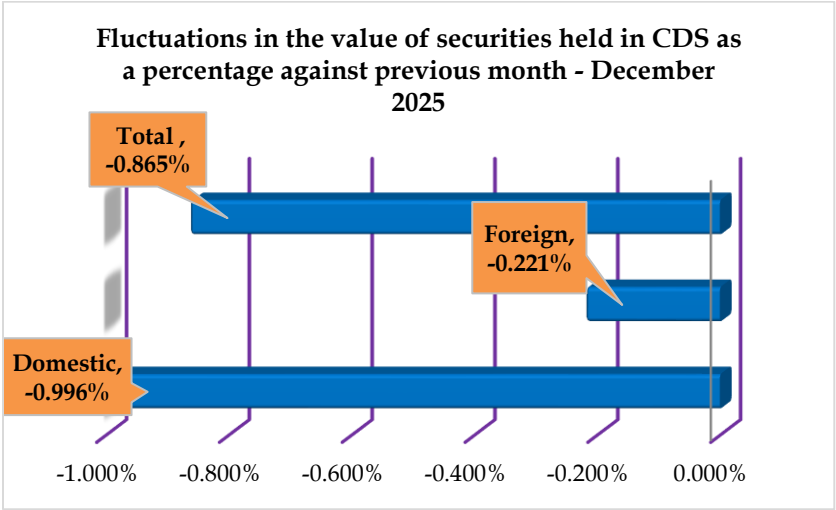
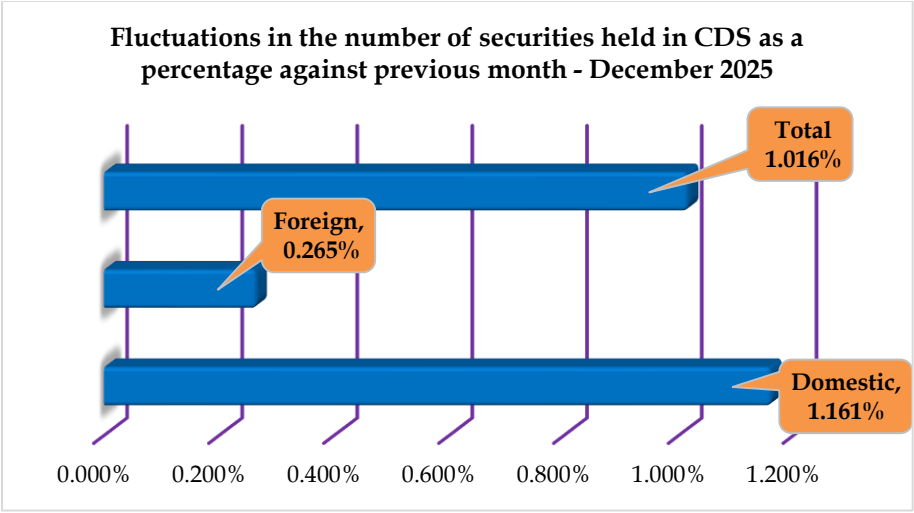
Value & Quantity of the Securities held in the CDS

Securities Held in Custody (Nos.)	Dec-25	Nov-25	Oct-25	Sep-25	Dec-24
Domestic	171,032,452,890	169,069,535,069	168,646,100,349	166,767,683,321	159,400,400,766
Foreign	32,738,183,008	32,651,771,607	32,705,275,015	32,768,900,315	33,424,339,812
Total	203,770,635,898	201,721,306,676	201,351,375,364	199,536,583,636	192,824,740,578

Comparative Analysis on Fluctuations (Change)	Dec-25	Nov-25	Oct-25
Domestic	1.161%	0.251%	1.126%
Foreign	0.265%	-0.164%	-0.194%
Total	1.016%	0.184%	0.910%

Securities Held in Custody (Rs.)	Dec-25	Nov-25	Oct-25	Sep-25	Dec-24
Domestic	6,570,990,986,878	6,637,064,587,170	6,646,804,581,012	6,334,010,078,184	4,649,264,616,735
Foreign	1,339,532,969,275	1,342,500,537,831	1,320,588,858,933	1,268,333,738,502	935,948,710,559
Total	7,910,523,956,154	7,979,565,125,001	7,967,393,439,944	7,602,343,816,686	5,585,213,327,294

Comparative Analysis on Fluctuations (Change)	Dec-25	Nov-25	Oct-25
Domestic	-0.996%	-0.147%	4.938%
Foreign	-0.221%	1.659%	4.120%
Total	-0.865%	0.153%	4.802%

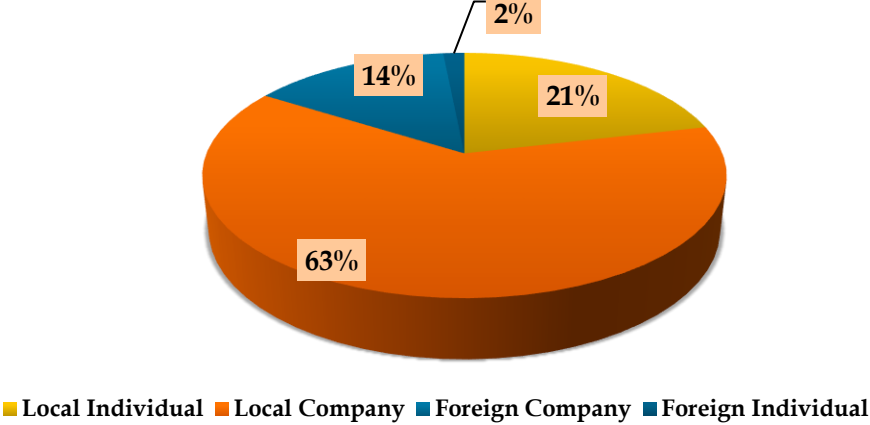


Value & Quantity of the Securities held in the CDS by Investor Category
December 2025

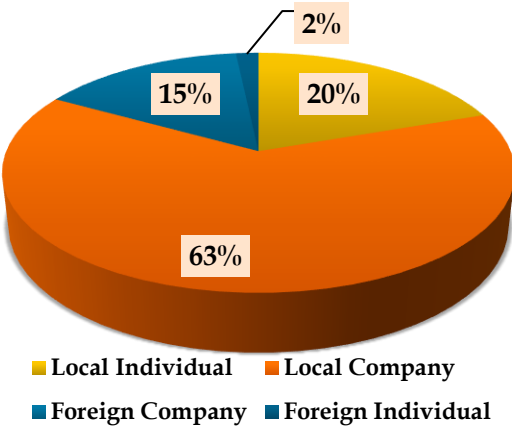
Investor Category	Equity Holding	Corporate Debt Holding	Total Holding
Local Individual	42,925,609,700	479,560,582	43,405,170,282
Local Company	124,496,559,043	3,130,723,565	127,627,282,608
Foreign Company	29,590,274,019	2,180,100	29,592,454,119
Foreign Individual	3,143,080,089	2,648,800	3,145,728,889
Total	200,155,522,851	3,615,113,047	203,770,635,898

Investor Category	Equity Value	Corporate Debt Value	Total Value
Local Individual	1,505,857,461,733.05	50,482,509,914.79	1,556,339,971,647.84
Local Company	4,698,061,043,832.40	316,589,971,398.20	5,014,651,015,230.60
Foreign Company	1,205,691,684,301.10	219,862,750.00	1,205,911,547,051.10
Foreign Individual	133,348,994,196.65	272,428,027.66	133,621,422,224.31
Total	7,542,959,184,063.20	367,564,772,090.65	7,910,523,956,153.85

Securities Held in Custody by Investor Category as a Percentage



Value of Securities Held in Custody by Investor Category as a Percentage



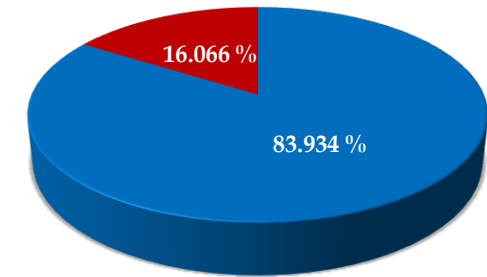
Holdings in CDS as of 31st December 2025

Holdings	Equity	Corporate Debt	Total
Domestic	167,422,168,743	3,610,284,147	171,032,452,890
Foreign	32,733,354,108	4,828,900	32,738,183,008

Market Value	Equity	Corporate Debt	Total
Domestic	6,203,918,505,565.45	367,072,481,312.99	6,570,990,986,878.44
Foreign	1,339,040,678,497.75	492,290,777.66	1,339,532,969,275.41

	Quantity	Market Value (LKR)
Equity	200,155,522,851	7,542,959,184,063.20
Debentures	3,615,113,047	367,564,772,090.65

Percentage of Security Types in Custody as at 31st December 2025



■ Domestic (Equity & Corporate Debt) - 83.934%
■ Foreign (Equity & Corporate Debt) - 16.066%

