

# INFOLINE

Central Depository Systems (Pvt) Ltd.

Sri Lanka

## July 2015



Central Depository Systems (Pvt) Limited

**Operational Highlights of  
Central Depository Systems (Pvt) Ltd.  
of Sri Lanka (CDS)**

(A fully owned subsidiary of Colombo Stock Exchange)

Tel: 2356456 Fax: 2440396

E-mail: [cgs@cse.lk](mailto:cds@cse.lk)

Website: [www.cds.lk](http://www.cds.lk)

## Operational Highlights

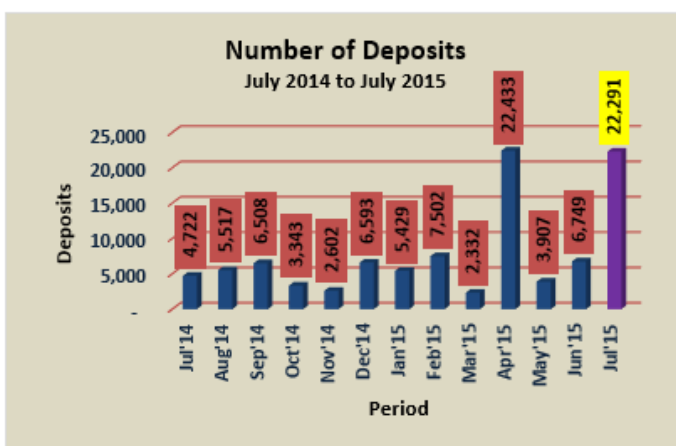
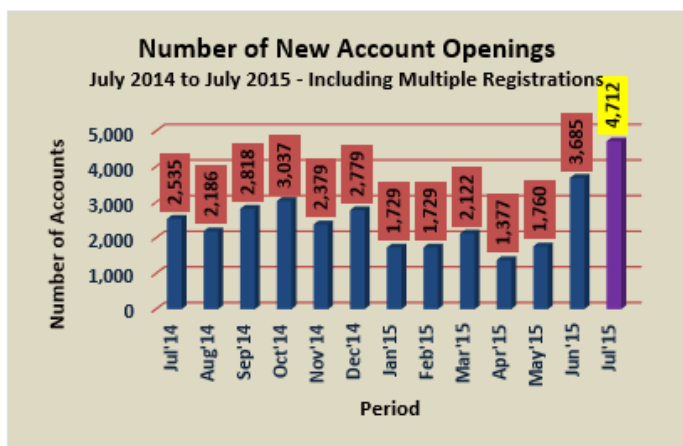
Major Operations	Jul-15	Jun-15	May-15	Apr-15	Mar-15	Feb-15	Jul-14
New Accounts (No.)	4,712	3,685	1,760	1,377	2,122	1,729	2,535
Deposits (No.)	22,291	6,749	3,907	22,433	2,332	7,502	4,722
Withdrawals (No.)	0	0	0	1	3	1	0
Transfers (No.)	1,952	2,268	2,080	2,185	2,204	2,056	3,185
Trades (No.) - Equity	136,032	124,085	158,055	108,322	100,581	132,291	223,593
Trades (No.)-Closed End Funds	54	36	51	26	58	77	64
Market Days (No.)	21	21	19	19	21	17	22
Listed Companies (No.)	297	297	297	297	296	295	295
Participants (No.)	51	51	51	50	50	50	47

❖ Deposits in July 2015 include 20,436 direct deposits made due to Subdivisions, Right Issues, Initial public Offers and Capitalization of Reserves.

### Comparative analysis on monthly basis

	Jul-15	Jun-15	May-15	Apr-15	Mar-15
New Accounts (No.)	27.87	109.38	27.81	-35.11	22.73
Deposits (No.)	230.29	72.74	-82.58	861.96	-68.91
Trades (No.) - Equity	9.63	-21.49	45.91	7.70	-23.97

	2015	2014
	CUMULATIVE	
	JAN-JUL	
New Accounts (No.)	17,114	14,457
Deposits (No.)	70,643	31,937
Withdrawals (No.)	6	4
Transfers (No.)	14,470	15,870
Trades (No.) - Equity	906,482	917,601
Trades (No.)-Closed End Funds	362	446



eServices Enrollment	As at 31st July 2015	Jul-15	As at 30th June 2015
SMS	6,180	1,363	4,817
e-Statements	6,314	990	5,324

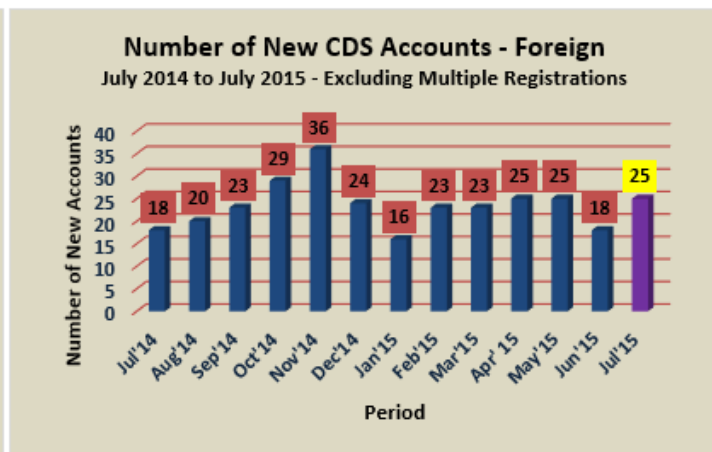
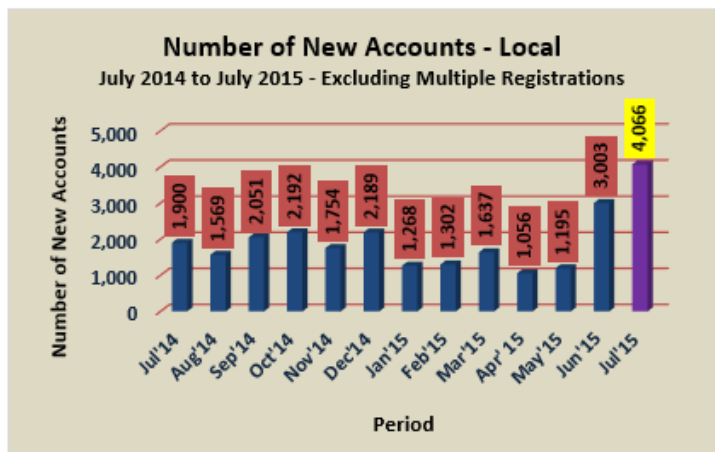
## Number of CDS Accounts by Investor Category

### De-Mat Accounts in CDS

	Jul-15	Jun-15	May-15	Apr-15	Mar-15	Feb-15	Jul-14
Local Individuals (No.)	574,106	570,103	567,137	565,966	564,943	563,336	551,367
Foreign Individuals (No.)	4,453	4,446	4,438	4,424	4,420	4,410	4,349
Local Companies (No.)	8,868	8,805	8,768	8,744	8,711	8,681	8,325
Foreign Companies (No.)	4,803	4,785	4,775	4,764	4,743	4,730	4,620
Total(Excluding Multiple Registrations)	<b>592,230</b>	<b>588,139</b>	<b>585,118</b>	<b>583,898</b>	<b>582,817</b>	<b>581,157</b>	<b>568,661</b>
<b>Total De-Mat Accounts Including Multiple Registrations</b>	<b>776,458</b>	<b>771,746</b>	<b>768,062</b>	<b>766,301</b>	<b>764,924</b>	<b>762,802</b>	<b>744,503</b>

### De-Mat Account Categories as a Percentage against Total Registrations Excluding Multiple Registrations (%)

	Jul-15	Jun-15	May-15	Apr-15	Mar-15	Feb-15	Jul-14
Local Individuals (No.)	96.94	96.93	96.93	96.93	96.93	96.93	96.96
Foreign Individuals (No.)	0.75	0.76	0.76	0.76	0.76	0.76	0.76
Local Companies (No.)	1.50	1.50	1.50	1.50	1.49	1.49	1.46
Foreign Companies (No.)	0.81	0.81	0.82	0.82	0.81	0.81	0.81
Total(Excluding Multiple Registrations)	<b>100.00</b>	<b>100.00</b>	<b>100.00</b>	<b>100.00</b>	<b>100.00</b>	<b>100.00</b>	<b>100.00</b>



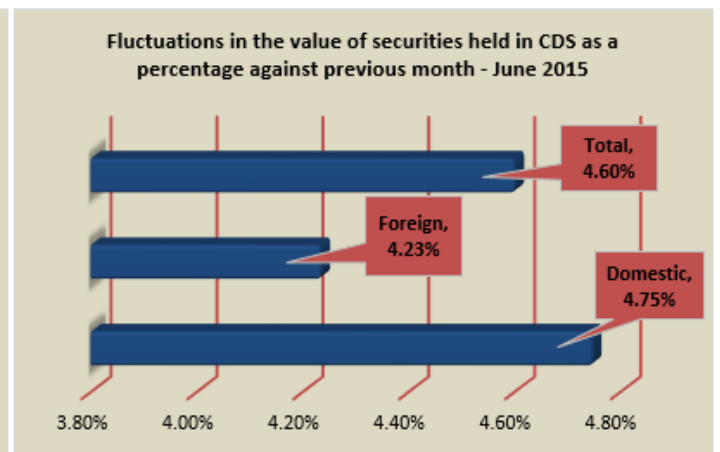
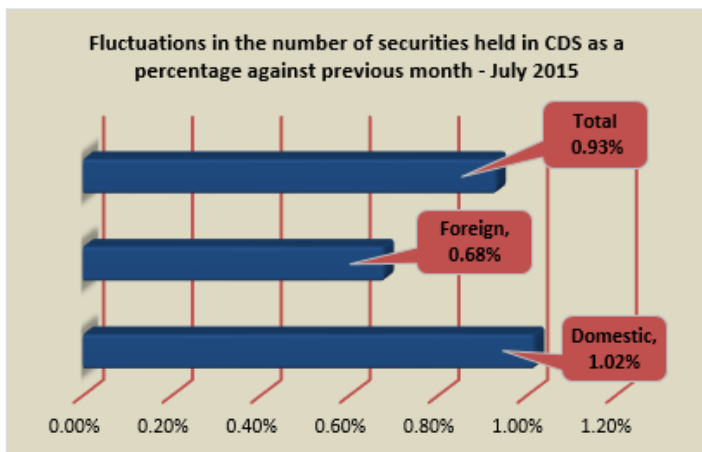
## Value & Quantity of the Securities held in the CDS

Securities Held in Custody (Nos.)	Jul-15	Jun-15	May-15	Apr-15	Jul-14
Domestic	59,556,920,936	58,956,950,735	58,667,184,023	58,564,625,885	54,703,953,962
Foreign	20,388,315,365	20,250,828,539	20,183,963,972	20,207,838,958	18,553,319,215
<b>Total</b>	<b>79,945,236,301</b>	<b>79,207,779,274</b>	<b>78,851,147,995</b>	<b>78,772,464,843</b>	<b>73,257,273,177</b>

Comparative Analysis on Fluctuations(Change)	Jul-15	Jun-15	May-15
Domestic	1.02%	0.49%	0.18%
Foreign	0.68%	0.33%	-0.12%
<b>Total</b>	<b>0.93%</b>	<b>0.45%</b>	<b>0.10%</b>

Securities Held in Custody (Rs.)	Jul-15	Jun-15	May-15	Apr-15	Jul-14
Domestic	2,199,585,903,814	2,099,905,341,503	2,125,705,436,615	2,091,890,037,701	1,866,276,330,316
Foreign	875,072,657,503	839,521,991,256	865,275,156,179	871,737,198,086	794,453,812,142
<b>Total</b>	<b>3,074,658,561,316</b>	<b>2,939,427,332,758</b>	<b>2,990,980,592,794</b>	<b>2,963,627,235,786</b>	<b>2,660,730,142,458</b>

Comparative Analysis on Fluctuations(Change)	Jul-15	Jun-15	May-15
Domestic	4.75%	-1.21%	1.62%
Foreign	4.23%	-2.98%	-0.74%
<b>Total</b>	<b>4.60%</b>	<b>-1.72%</b>	<b>0.92%</b>

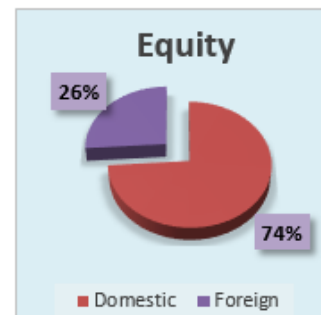
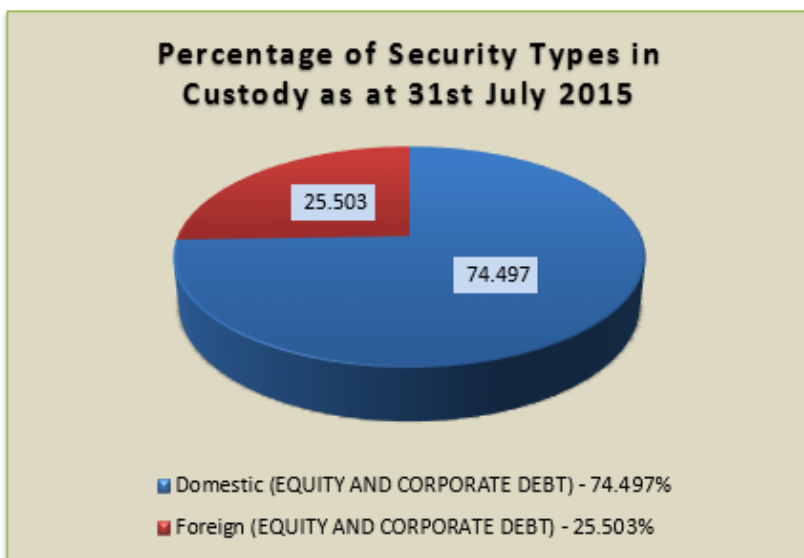


## Holdings in CDS as at 31<sup>st</sup> July 2015

HOLDINGS	Equity	Corporate Debt	Total
Domestic	57,710,138,426	1,846,782,510	59,556,920,936
Foreign	20,356,983,820	31,331,545	20,388,315,365

MARKET VALUE	Equity	Corporate Debt	Total
Domestic	2,002,022,740,171	197,563,163,643	2,199,585,903,814
Foreign	871,811,811,615	3,260,845,888	875,072,657,503

	Quantity	Market Value(LKR)
Equity	78,067,122,246	2,873,834,551,786
Debentures	1,878,114,055	200,824,009,530



### De-Mat Percentages of Securities

DE-MAT PERCENTAGE FOR EQUITY

94%

DE-MAT PERCENTAGE FOR CORPORATE DEBT

95%

## Corporate Actions and New Listings

Number of Corporate Actions and New Listings – July 2015		
ESOPs	Hatton National Bank PLC (2)	HNB.N0000
		HNB.X0000
Debt IPOs	National Development Bank PLC (2)	NDB.D0345
		NDB.D0346
	Commercial Leasing & Finance PLC (1)	CLC.D0347
Sub Divisions	John Keells Holdings PLC (3)	JKH.N0000
		JKH.W0022
		JKH.W0023
	LB Finance PLC (1)	LFIN.N0000
	Asian Alliance Insurance PLC (1)	AAIC.N0000
Rights Issues	Marawila Resorts PLC (1)	MARA.N0000

## ISINs for New Securities Listed During July 2015

Company Name	Security Type	Short Code	ISIN
Commercial Leasing & Finance PLC	Corporate Debt	CLC.D0347	LK0414D23101
National Development Bank PLC	Corporate Debt	NDB.D0345	LK0207D23091
		NDB.D0346	LK0207D23083