

# INFOLINE

**Central Depository Systems (Pvt) Ltd.**

**Sri Lanka**

## November 2015



Central Depository Systems (Pvt) Limited

**Operational Highlights of  
Central Depository Systems (Pvt) Ltd.  
of Sri Lanka (CDS)**

(A fully owned subsidiary of Colombo Stock Exchange)

**Tel: 2356456 Fax: 2440396**

**E-mail: [cds@cse.lk](mailto:cds@cse.lk)**

**Website: [www.cds.lk](http://www.cds.lk)**

## Operational Highlights

Major Operations	Nov-15	Oct-15	Sep-15	Aug-15	Jul-15	Jun-15	Nov-14
New Accounts (No.)	1,505	1,962	3,073	2,358	4,712	3,685	2,379
Deposits (No.)	6,504*	3,640	9,754	4,941	22,291	6,749	2,602
Withdrawals (No.)	4	3	7	0	0	0	4
Transfers (No.)	2,442	3,046	3,329	2,652	1,952	2,268	3,484
Trades (No.) - Equity	87,992	142,128	120,118	188,097	136,032	124,085	101,443
Trades (No.)-Closed End Funds	36	74	24	95	54	36	170
Market Days (No.)	19	21	21	21	21	21	21
Listed Companies (No.)	294	294	296	296	297	297	293
Participants (No.)	52	52	51	51	51	51	49

❖ Deposits in November 2015 include 5,351 direct deposits made due to Subdivisions, Right Issues, Initial public Offers and Capitalization of Reserves.

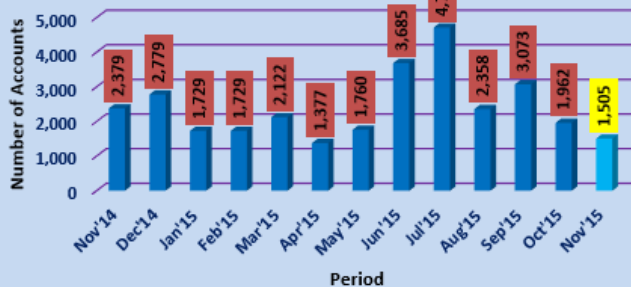
### Comparative analysis on monthly basis

	Nov 15	Oct 15	Sep 15	Aug 15	Jul 15
New Accounts (No.)	-23.29	-36.15	30.32	-49.96	27.87
Deposits (No.)	78.68	-62.68	97.41	-77.83	230.29
Trades (No.) - Equity	-38.09	18.32	-36.14	38.27	9.63

	2015	2014
	CUMALATIVE	
	JAN-NOV	
New Accounts (No.)	26,012	24,877
Deposits (No.)	95,482	49,907
Withdrawals (No.)	20	15
Transfers (No.)	25,939	29,271
Trades (No.) - Equity	1,444,817	1,746,792
Trades (No.)-Closed End Funds	591	882

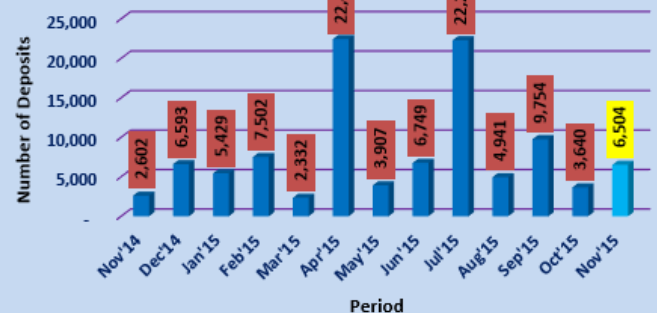
### Number of New Account Openings

November 2014 to November 2015  
Including Multiple Registrations



### Number of Deposits

November 2014 to November 2015



eServices Enrollment	As at 30th Nov. 2015	Nov-15	As at 31st Oct. 2015
SMS	8,025	187	7,838
e-Statements	8,694	338	8,356

## Number of CDS Accounts by Investor Category

### De-Mat Accounts in CDS

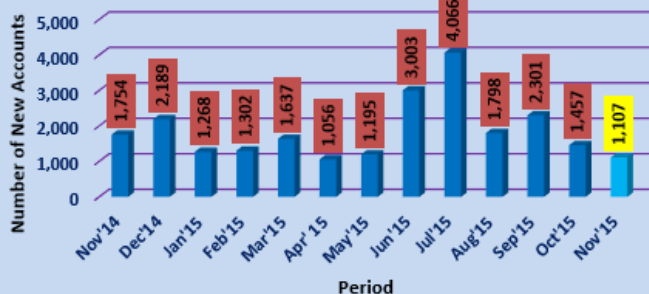
	Nov-15	Oct-15	Sep-15	Aug-15	Jul-15	Jun-15	Nov-14
Local Individuals (No.)	580,601	579,535	578,123	575,859	574,106	570,103	558,698
Foreign Individuals (No.)	4,478	4,473	4,468	4,460	4,453	4,446	4,381
Local Companies (No.)	9,036	8,995	8,950	8,913	8,868	8,805	8,560
Foreign Companies (No.)	4,873	4,855	4,829	4,822	4,803	4,785	4,696
<b>Total Excluding Multiple Registrations</b>	<b>598,988</b>	<b>597,858</b>	<b>596,370</b>	<b>594,054</b>	<b>592,230</b>	<b>588,139</b>	<b>576,335</b>
<b>Total De-Mat Accounts Including Multiple Registrations</b>	<b>785,357</b>	<b>783,852</b>	<b>781,889</b>	<b>778,816</b>	<b>776,458</b>	<b>771,746</b>	<b>756,564</b>

### De-Mat Account Categories as a Percentage against Total Registrations Excluding Multiple Registrations (%)

	Nov-15	Oct-15	Sep-15	Aug-15	Jul-15	Jun-15	Nov-14
Local Individuals (No.)	96.93	96.94	96.94	96.94	96.94	96.93	96.94
Foreign Individuals (No.)	0.75	0.75	0.75	0.75	0.75	0.76	0.76
Local Companies (No.)	1.51	1.50	1.50	1.50	1.50	1.50	1.49
Foreign Companies (No.)	0.81	0.81	0.81	0.81	0.81	0.81	0.81
<b>Total Excluding Multiple Registrations</b>	<b>100.00</b>	<b>100.00</b>	<b>100.00</b>	<b>100.00</b>	<b>100.00</b>	<b>100.00</b>	<b>100.00</b>

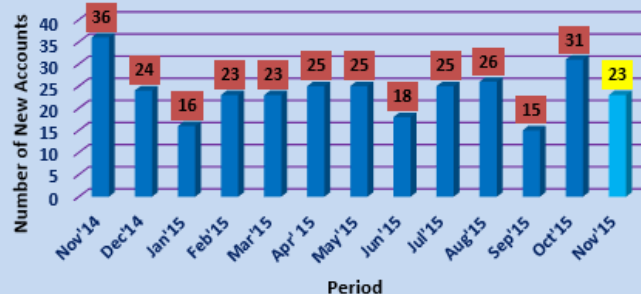
#### Number of New Accounts - Local

November 2014 to November 2015 - Excluding Multiple Registrations



#### Number of New Accounts - Foreign

November 2014 to November 2015 - Excluding Multiple Registrations



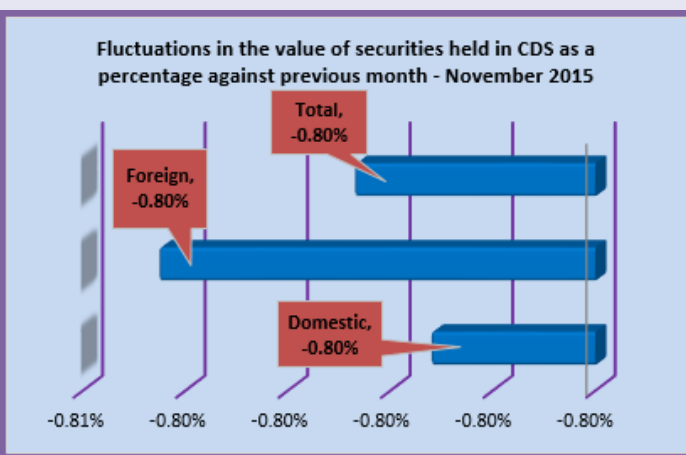
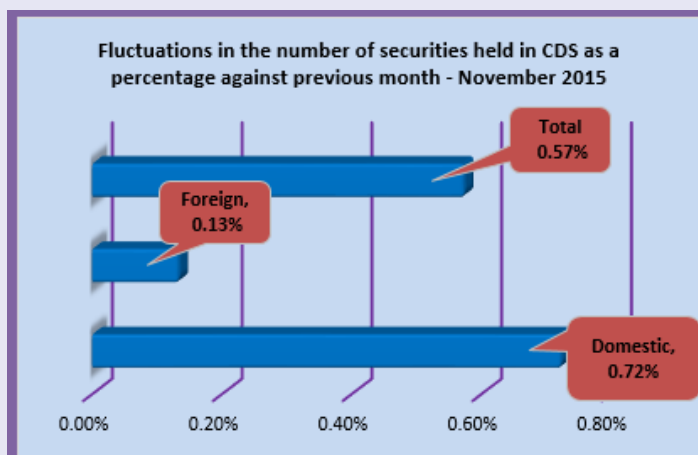
## Value & Quantity of the Securities held in the CDS

Securities Held in Custody (Nos.)	Nov-15	Oct-15	Sep-15	Aug-15	Nov-14
Domestic	60,356,835,785	59,923,549,633	59,700,781,044	59,510,518,225	57,204,631,536
Foreign	20,444,873,755	20,417,623,689	20,304,420,151	20,330,966,752	20,045,868,117
<b>Total</b>	<b>80,801,709,540</b>	<b>80,341,173,322</b>	<b>80,005,201,195</b>	<b>79,841,484,977</b>	<b>77,250,499,653</b>

Comparative Analysis on Fluctuations(Change)	Nov-15	Oct-15	Sep-15
Domestic	0.72%	0.37%	0.32%
Foreign	0.13%	0.56%	-0.13%
<b>Total</b>	<b>0.57%</b>	<b>0.42%</b>	<b>0.21%</b>

Securities Held in Custody (Rs.)	Nov-15	Oct-15	Sep-15	Aug-15	Nov-14
Domestic	2,112,573,511,477	2,129,593,822,482	2,121,590,746,786	2,193,021,760,880	1,927,502,898,138
Foreign	824,538,292,922	831,225,808,440	835,792,489,231	865,845,278,337	865,231,253,470
<b>Total</b>	<b>2,937,111,804,399</b>	<b>2,960,819,630,922</b>	<b>2,957,383,236,016</b>	<b>3,058,867,039,216</b>	<b>2,792,734,151,608</b>

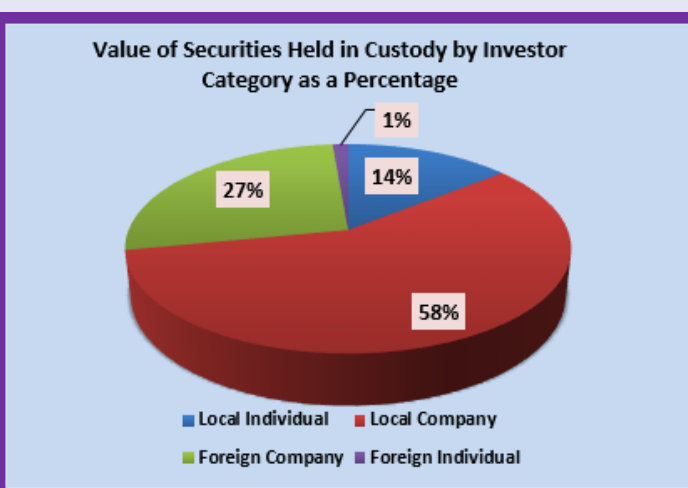
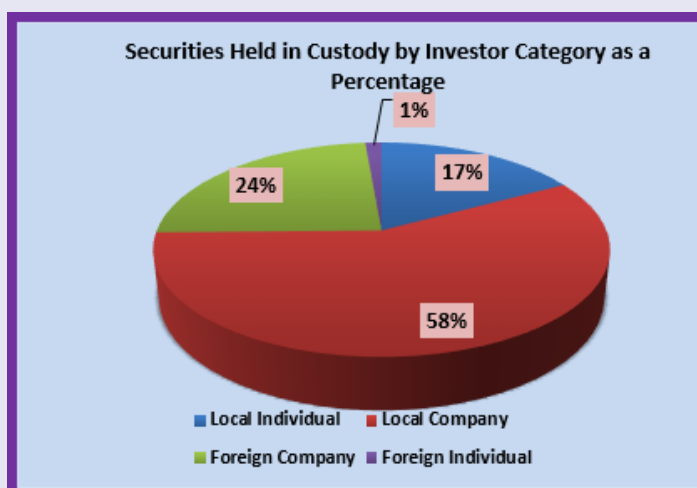
Comparative Analysis on Fluctuations(Change)	Nov-15	Oct-15	Sep-15
Domestic	-0.80%	0.38%	-3.26%
Foreign	-0.80%	-0.55%	-3.47%
<b>Total</b>	<b>-0.80%</b>	<b>0.12%</b>	<b>-3.32%</b>



## Value & Quantity of the Securities held in the CDS by Investor Category November 2015

Investor Category	Equity Holding	Corporate Debt Holding	Total Holding
Local Individual	13,706,045,399	127,799,894	13,833,845,293
Local Company	44,502,766,849	2,020,223,643	46,522,990,492
Foreign Company	19,321,391,869	17,709,969	19,339,101,838
Foreign Individual	1,103,723,278	2,048,639	1,105,771,917
<b>Total</b>	<b>78,633,927,395</b>	<b>2,167,782,145</b>	<b>80,801,709,540</b>

Investor Category	Equity Value	Corporate Debt Value	Total Value
Local Individual	405,103,896,797.38	13,957,894,455.89	419,061,791,253
Local Company	1,479,461,657,078.62	214,050,063,144.91	1,693,511,720,224
Foreign Company	783,296,369,096.70	1,850,089,830.07	785,146,458,927
Foreign Individual	39,156,867,020.30	234,966,975.15	39,391,833,995
<b>Total</b>	<b>2,707,018,789,993</b>	<b>230,093,014,406</b>	<b>2,937,111,804,399</b>



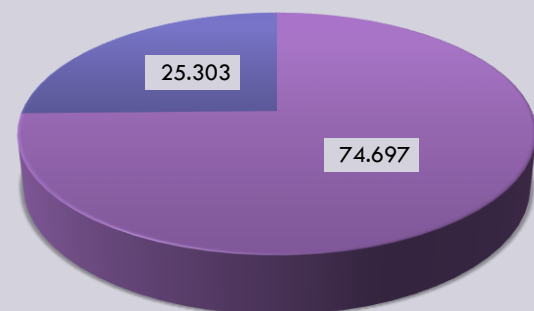
## Holdings in CDS as at 30<sup>th</sup> November 2015

HOLDINGS	Equity	Corporate Debt	Total
Domestic	58,208,812,248	2,148,023,537	60,356,835,785
Foreign	20,425,115,147	19,758,608	20,444,873,755

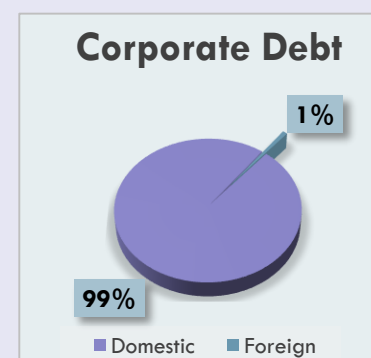
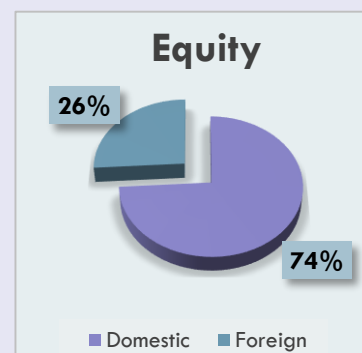
MARKET VALUE	Equity	Corporate Debt	Total
Domestic	1,884,565,553,876	228,007,957,601	2,112,573,511,477
Foreign	822,453,236,117	2,085,056,805	824,538,292,922

	Quantity	Market Value(LKR)
Equity	78,633,927,395	2,707,018,789,993
Debentures	2,167,782,145	230,093,014,406

**Percentage of Security Types in Custody as at 30<sup>th</sup> November 2015**



Domestic (EQUITY AND CORPORATE DEBT) - 74.697%  
 Foreign (EQUITY AND CORPORATE DEBT) - 25.303%



### De-Mat Percentages of Securities

DE-MAT PERCENTAGE FOR EQUITY 94%

DE-MAT PERCENTAGE FOR CORPORATE DEBT 95%

## Corporate Actions and New Listings

Number of Corporate Actions and New Listings – November 2015		
<b>Sub-Division of Shares</b>	Bimputh Finance PLC	BFL.N0000
<b>Debt IPOs</b>	People's Leasing & Finance PLC (2)	PLC.D0359
		PLC.D0360
	Access Engineering PLC (4)	AEL.D0361
		AEL.D0362
		AEL.D0363
		AEL.D0364
	Sampath Bank PLC (2)	SAMP.D0365
		SAMP.D0366
	Housing Development Finance Corporation Bank of Sri Lanka (3)	HDFC.D0367
		HDFC.D0368
HDFC.D0369		
<b>Rights Issue</b>	Janashakthi Insurance PLC	JINS.N0000
<b>ESOP</b>	Hatton National Bank PLC (2)	HNB.N0000
		HNB.X0000