

# INFOLINE

Central Depository Systems (Pvt) Ltd.

Sri Lanka

**February 2015**

**Operational Highlights of  
Central Depository Systems (Pvt) Ltd.  
of Sri Lanka (CDS)**

(A fully owned subsidiary of Colombo Stock Exchange)

**Tel: 2356456 Fax: 2440396**

**E-mail: [cds@cse.lk](mailto:cds@cse.lk)**

**Website: [www.cds.lk](http://www.cds.lk)**

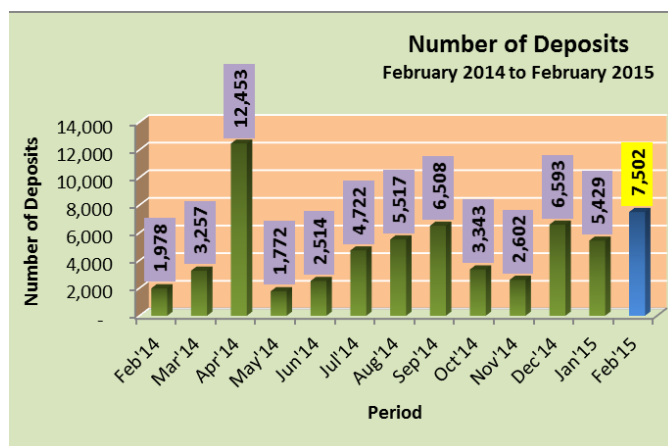
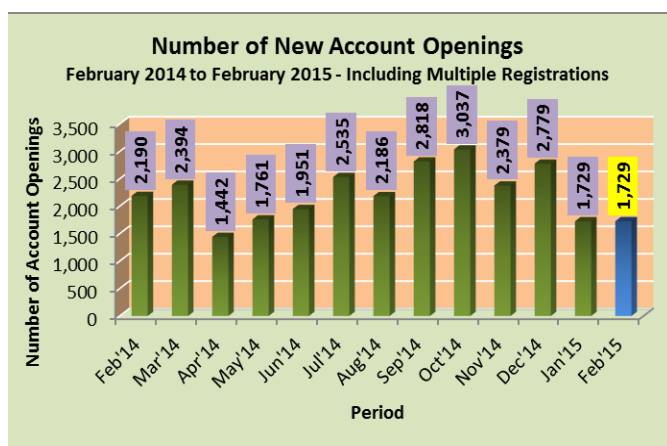
## Operational Highlights

Major Operations	Feb-15	Jan-15	Dec-14	Nov-14	Oct-14	Sep-14	Feb-14
New Accounts (No.)	1,729	1,729	2,779	2,379	3,037	2,818	2,190
Deposits (No.)	*7,502	5,429	6,593	2,602	3,343	6,508	1,978
Withdrawals (No.)	1	1	6	4	5	2	0
Transfers (No.)	2,056	1,725	2,215	3,484	4,852	2,735	1,390
Trades (No.) - Equity	132,291	147,116	103,392	101,443	207,630	264,350	91,147
Trades (No.)-Closed End Funds	77	60	58	170	74	124	38
Market Days (No.)	17	18	22	21	20	21	17
Listed Companies (No.)	295	295	294	293	292	293	291
Participants (No.)	50	50	50	49	48	47	46

❖ Deposits in February 2015 include 6,304 direct deposits made due to Subdivisions, Right Issues, Initial public Offers and Capitalization of Reserves.

### Comparative analysis on monthly basis

	Feb-15 %	Jan-15 %	Dec-14 %	Nov-14 %	Oct-14 %	2015	2014
						CUMULATIVE JAN-FEB	
New Accounts (No.)	0.00	-37.78	16.81	-21.67	7.77	3,458	4,374
Deposits (No.)	38.18	-17.66	153.38	-22.17	-48.63	12,931	7,219
Withdrawals (No.)						2	0
Transfers (No.)						3,781	2,760
Trades (No.) - Equity	-10.08	42.29	1.92	-51.14	-21.46	279,407	268,203
Trades (No.)-Closed End Funds						137	93



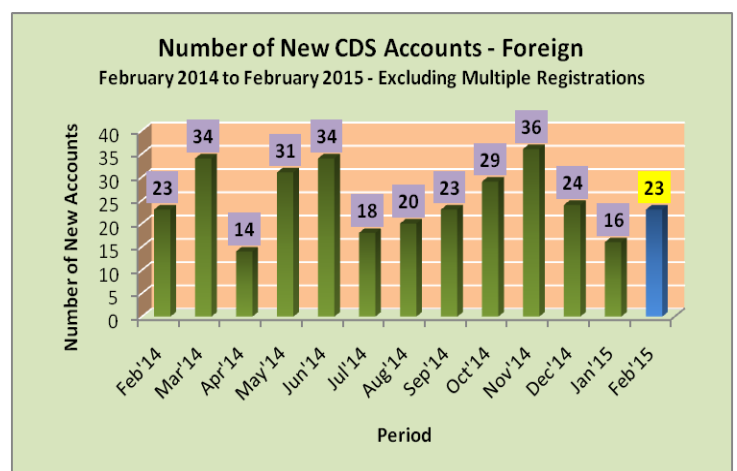
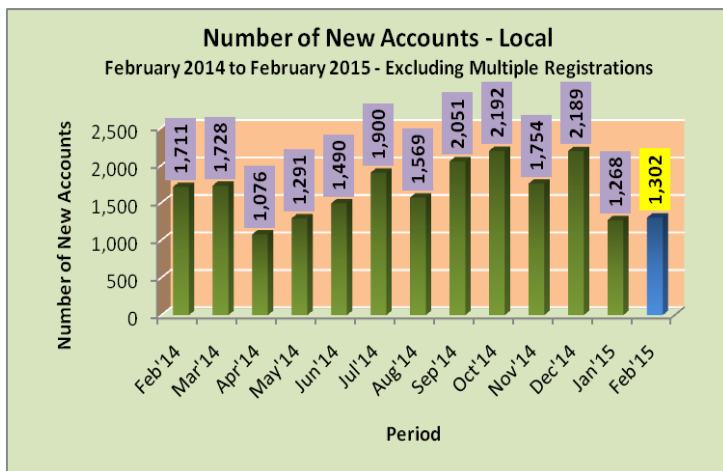
## Number of CDS Accounts by Investor Category

### De-Mat Accounts in CDS

	Feb-15	Jan-15	Dec-14	Nov-14	Oct-14	Sep-14	Feb-14
Local Individuals (No.)	563,336	562,052	560,828	558,698	557,017	554,898	544,039
Foreign Individuals (No.)	4,410	4,401	4,396	4,381	4,376	4,365	4,309
Local Companies (No.)	8,681	8,663	8,619	8,560	8,487	8,414	8,168
Foreign Companies (No.)	4,730	4,716	4,705	4,696	4,665	4,647	4,529
<b>Total(Excluding Multiple Registrations)</b>	<b>581,157</b>	<b>579,832</b>	<b>578,548</b>	<b>576,335</b>	<b>574,545</b>	<b>572,324</b>	<b>561,045</b>
<b>Total De-Mat Accounts Including Multiple Registrations</b>	<b>762,802</b>	<b>761,073</b>	<b>759,344</b>	<b>756,564</b>	<b>752,544</b>	<b>749,507</b>	<b>734,420</b>

### De-Mat Account Categories as a Percentage against Total Registrations Excluding Multiple Registrations (%)

	Feb-15	Jan-15	Dec-14	Nov-14	Oct-14	Sep-14	Feb-14
Local Individuals (No.)	96.93	96.93	96.94	96.94	96.95	96.96	96.97
Foreign Individuals (No.)	0.76	0.76	0.76	0.76	0.76	0.76	0.77
Local Companies (No.)	1.49	1.49	1.49	1.49	1.48	1.47	1.46
Foreign Companies (No.)	0.81	0.81	0.81	0.81	0.81	0.81	0.81
<b>Total(Excluding Multiple Registrations)</b>	<b>100.00</b>	<b>100.00</b>	<b>100.00</b>	<b>100.00</b>	<b>100.00</b>	<b>100.00</b>	<b>100.00</b>



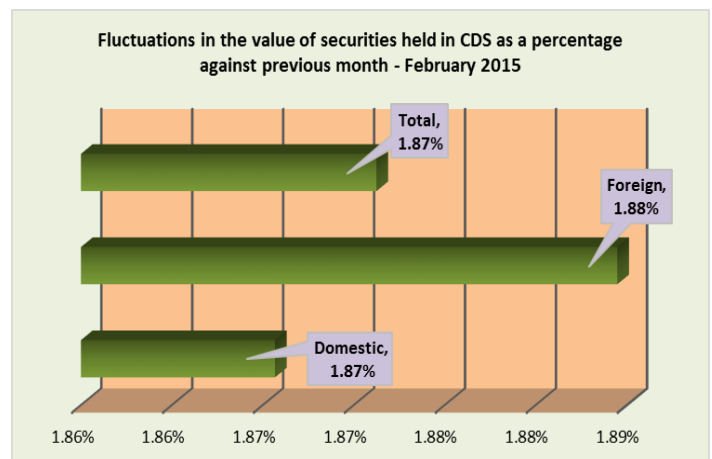
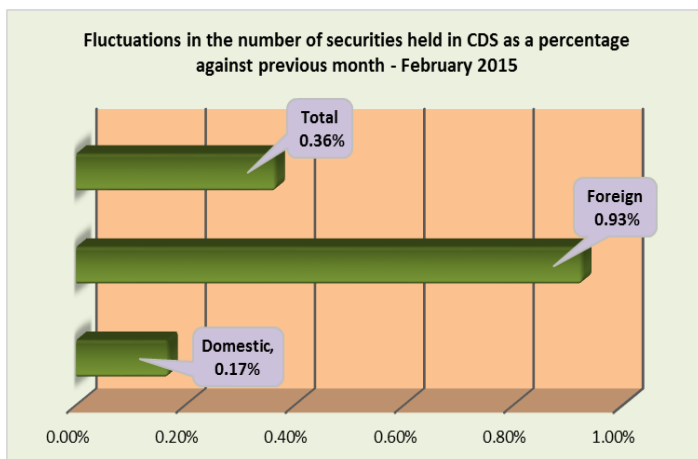
## Value & Quantity of the Securities held in the CDS

Securities Held in Custody (Nos.)	Feb-15	Jan-15	Dec-14	Nov-14	Feb-14
Domestic	58,389,956,915	58,291,832,582	58,055,005,499	57,204,631,536	53,695,056,068
Foreign	20,562,841,790	20,374,324,558	20,274,271,152	20,045,868,117	17,882,260,423
<b>Total</b>	<b>78,952,798,705</b>	<b>78,666,157,140</b>	<b>78,329,276,651</b>	<b>77,250,499,653</b>	<b>71,577,316,491</b>

Comparative Analysis on Fluctuations(Change)	Feb-15	Jan-15	Dec-14
Domestic	0.17%	0.41%	1.49%
Foreign	0.93%	0.49%	1.14%
<b>Total</b>	<b>0.36%</b>	<b>0.43%</b>	<b>1.40%</b>

Securities Held in Custody (Rs.)	Feb-15	Jan-15	Dec-14	Nov-14	Feb-14
Domestic	2,103,542,007,208	2,065,015,657,783	2,096,802,778,871	1,927,502,898,138	1,626,118,513,398
Foreign	886,180,005,353	869,788,914,635	891,883,751,641	865,231,253,470	681,168,082,457
<b>Total</b>	<b>2,989,722,012,560</b>	<b>2,934,804,572,417</b>	<b>2,988,686,530,512</b>	<b>2,792,734,151,608</b>	<b>2,307,286,595,855</b>

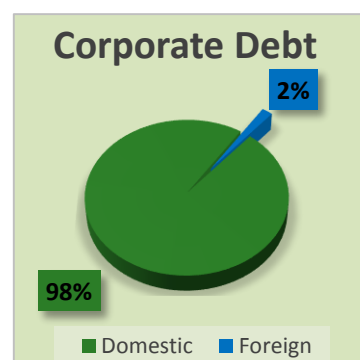
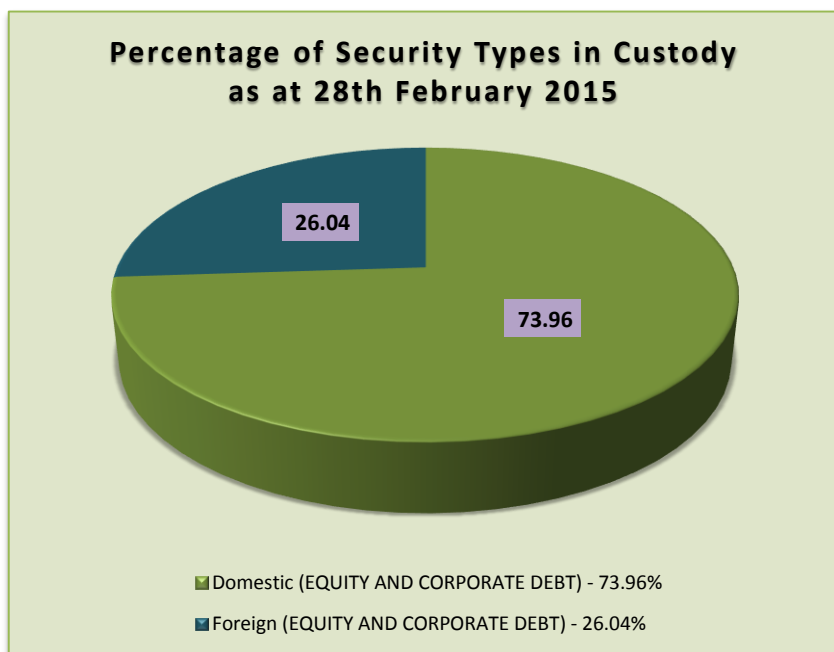
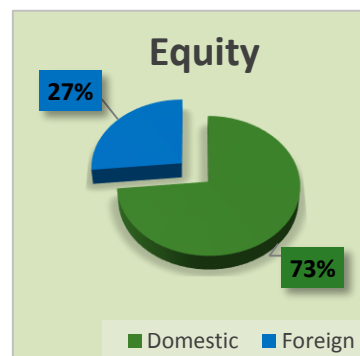
Comparative Analysis on Fluctuations(Change)	Feb-15	Jan-15	Dec-14
Domestic	1.87%	-1.52%	8.78%
Foreign	1.88%	-2.48%	3.08%
<b>Total</b>	<b>1.87%</b>	<b>-1.80%</b>	<b>7.02%</b>



## Holdings in CDS as at 28<sup>th</sup> February 2015

<b>HOLDINGS</b>	<b>Equity</b>	<b>Corporate Debt</b>	<b>Total</b>
Domestic	56,821,187,574	1,568,769,341	58,389,956,915
Foreign	20,532,917,486	29,924,304	20,562,841,790
<b>MARKET VALUE</b>	<b>Equity</b>	<b>Corporate Debt</b>	<b>Total</b>
Domestic	1,931,963,010,831	171,578,996,377	2,103,542,007,208
Foreign	883,052,755,381	3,127,249,972	886,180,005,353

	<b>Quantity</b>	<b>Market Value(LKR)</b>
Equity	77,354,105,060	2,815,015,766,212
Debentures	1,598,693,645	174,706,246,348



### De-Mat Percentages of Securities

DE-MAT PERCENTAGE FOR EQUITY	94%
DE-MAT PERCENTAGE FOR CORPORATE DEBT	95%

## Corporate Actions and New Listings

Number of Corporate Actions and New Listings – February 2015		
Debenture IPOs	LANKA ORIX FINANCE PLC (3)	LOFC.D0326 LOFC.D0327 LOFC.D0328
	PRADESHIYA SANWARDANA BANK (3)	RDB.D0329 RDB.D0330 RDB.D0331
Warrant IPOs	ASCOT HOLDINGS PLC (1)	ASCO.W0024
Rights Issues	BLUE DIAMONDS JEWELLERY WORLDWIDE PLC (2)	BLUE.R0000 BLUE.R0001
	MTD WALKERS PLC (1)	KAPI.R0000
	PALM GARDEN HOTELS (1)	PALM.R0000
	ASCOT HOLDINGS PLC (1)	ASCO.R0000
	A I A INSURANCE LANKA (1)	CTCE.N0000
Amalgamations	MERCHANT BANK OF SRI LANKA & FINANCE PLC (1)	MBSL.N0000