

### Operational Highlights

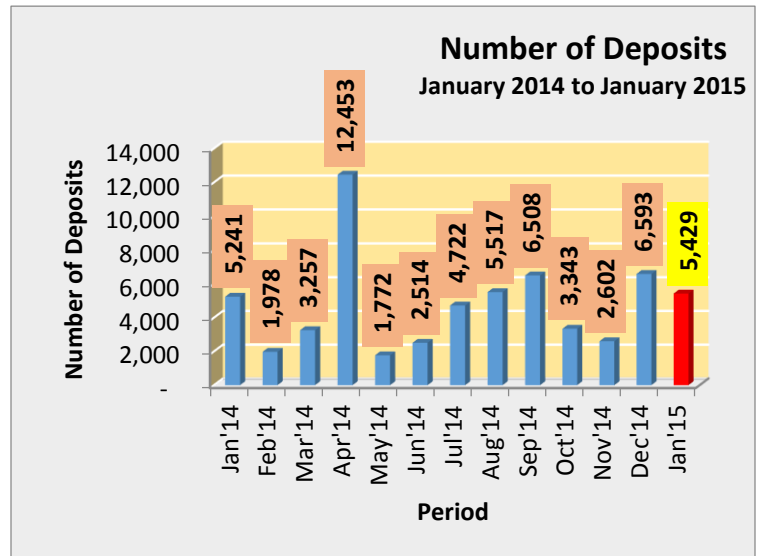
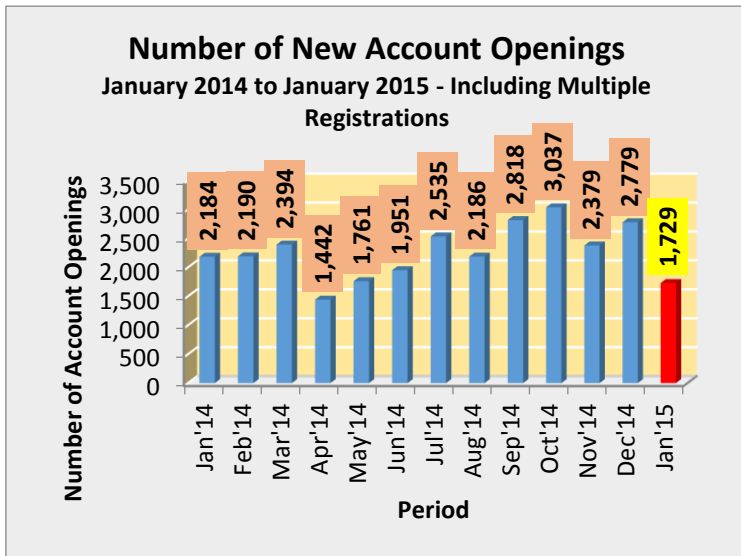
Major Operations	Jan-15	Dec-14	Nov-14	Oct-14	Sep-14	Aug-14	Jan-14
New Accounts (No.)	1,729	2,779	2,379	3,037	2,818	2,186	2,184
Deposits (No.)	5,429*	6,593	2,602	3,343	6,508	5,517	5,241
Withdrawals (No.)	1	6	4	5	2	0	0
Transfers (No.)	1,725	2,215	3,484	4,852	2,735	2,330	1,370
Trades (No.) - Equity	147,116	103,392	101,443	207,630	264,350	255,768	177,056
Trades (No.)-Closed End Funds	60	58	170	74	124	68	55
Market Days (No.)	18	22	21	20	21	21	20
Listed Companies (No.)	295	294	293	292	293	295	290
Participants (No.)	50	50	49	48	47	47	45

\* Deposits in January 2015 include 2,844 direct deposits made due to Subdivisions, Right Issues, Initial public Offers and Capitalization of Reserves

#### Comparative analysis on monthly basis

	Jan-15 (%)	Dec-14 (%)	Nov-14 (%)	Oct-14 (%)	Sep-14 (%)
New Accounts (No.)	-37.78	16.81	-21.67	7.77	28.91
Deposits (No.)	-17.66	153.38	-22.17	-48.63	17.96
Trades (No.) - Equity	42.29	1.92	-51.14	-21.46	3.36

	2015	2014
CUMULATIVE		
JAN-JAN		
New Accounts (No.)	1,729	2,184
Deposits (No.)	5,429	5,241
Withdrawals (No.)	1	0
Transfers (No.)	1,725	1,370
Trades (No.) - Equity	147,116	177,056
Trades (No.)-Closed End Funds	60	55



### Number of CDS Accounts by Investor Category

#### De-Mat Accounts in CDS

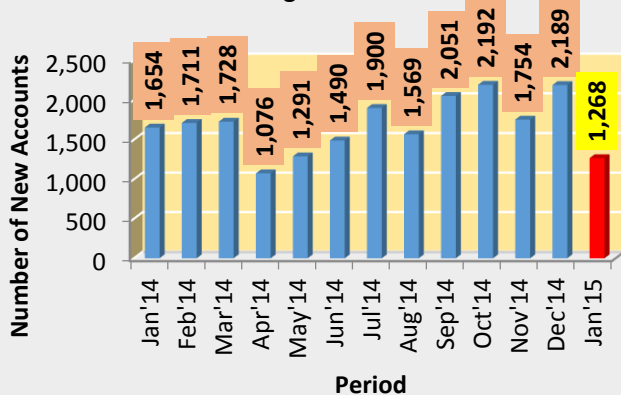
	Jan-15	Dec-14	Nov-14	Oct-14	Sep-14	Aug-14	Jan-14
<b>Local Individuals (No.)</b>	562,052	560,828	558,698	557,017	554,898	552,901	542,353
<b>Foreign Individuals (No.)</b>	4,401	4,396	4,381	4,376	4,365	4,359	4,303
<b>Local Companies (No.)</b>	8,663	8,619	8,560	8,487	8,414	8,360	8,143
<b>Foreign Companies (No.)</b>	4,716	4,705	4,696	4,665	4,647	4,630	4,512
<b>Total(Excluding Multiple Registrations)</b>	579,832	578,548	576,335	574,545	572,324	570,250	559,311
<b>Total De-Mat Accounts Including Multiple Registrations</b>	761,073	759,344	756,564	752,544	749,507	746,689	732,230

#### De-Mat Account Categories as a Percentage against Total Registrations Excluding Multiple Registrations (%)

	Jan-15	Dec-14	Nov-14	Oct-14	Sep-14	Aug-14	Jan-14
<b>Local Individuals (No.)</b>	96.93	96.94	96.94	96.95	96.96	96.96	96.97
<b>Foreign Individuals (No.)</b>	0.76	0.76	0.76	0.76	0.76	0.76	0.77
<b>Local Companies (No.)</b>	1.49	1.49	1.49	1.48	1.47	1.47	1.46
<b>Foreign Companies (No.)</b>	0.81	0.81	0.81	0.81	0.81	0.81	0.81
<b>Total(Excluding Multiple Registrations)</b>	100.00	100.00	100.00	100.00	100.00	100.00	100.00

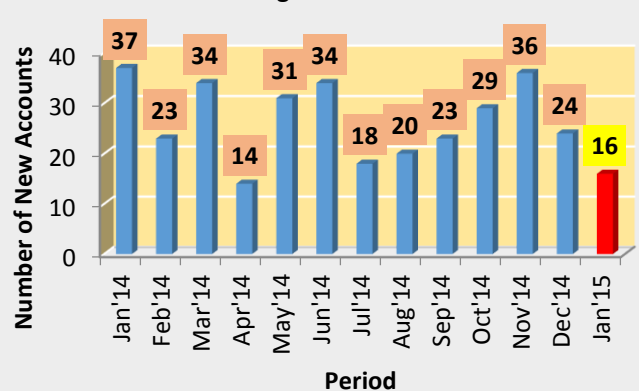
#### Number of New Accounts - Local

January 2014 to January 2015 - Excluding Multiple Registrations



#### Number of New CDS Accounts - Foreign

January 2014 to January 2015 - Excluding Multiple Registrations

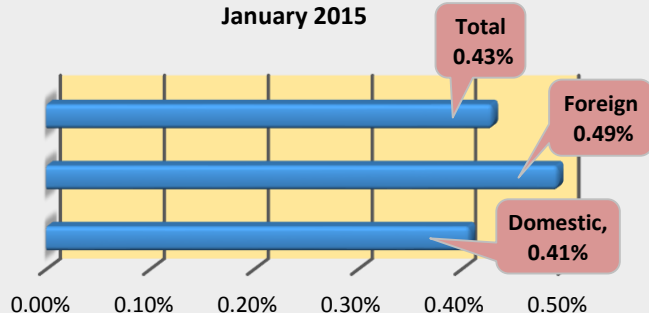


## Value & Quantity of the Securities held in CDS

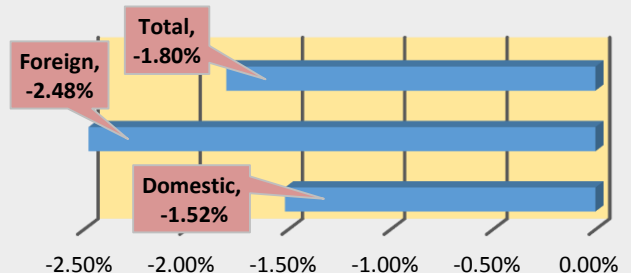
Securities Held in Custody (Nos.)					
	Jan-15	Dec-14	Nov-14	Oct-14	Jan-14
<b>Domestic</b>	58,291,832,582	58,055,005,499	57,204,631,536	57,026,693,259	53,431,989,473
<b>Foreign</b>	20,374,324,558	20,274,271,152	20,045,868,117	20,016,228,827	18,327,735,674
<b>Total</b>	<b>78,666,157,140</b>	<b>78,329,276,651</b>	<b>77,250,499,653</b>	<b>77,042,922,086</b>	<b>71,759,725,147</b>
Comparative Analysis on Fluctuations(Change)					
	Jan-15	Dec-14	Nov-14		
<b>Domestic</b>	0.41%	1.49%	0.31%		
<b>Foreign</b>	0.49%	1.14%	0.15%		
<b>Total</b>	<b>0.43%</b>	<b>1.40%</b>	<b>0.27%</b>		

Securities Held in Custody (Rs.)					
	Jan-15	Dec-14	Nov-14	Oct-14	Jan-14
<b>Domestic</b>	2,065,015,657,783	2,096,802,778,871	1,927,502,898,138	2,074,954,308,069	1,679,225,691,405
<b>Foreign</b>	869,788,914,635	891,883,751,641	865,231,253,470	872,929,363,210	713,987,645,285
<b>Total</b>	<b>2,934,804,572,417</b>	<b>2,988,686,530,512</b>	<b>2,792,734,151,608</b>	<b>2,947,883,671,278</b>	<b>2,393,213,336,690</b>
Comparative Analysis on Fluctuations(Change)					
	Jan-15	Dec-14	Nov-14		
<b>Domestic</b>	-1.52%	8.78%	-7.11%		
<b>Foreign</b>	-2.48%	3.08%	-0.88%		
<b>Total</b>	<b>-1.80%</b>	<b>7.02%</b>	<b>-5.26%</b>		

Fluctuations in the number of securities held in CDS as a percentage against previous month  
January 2015



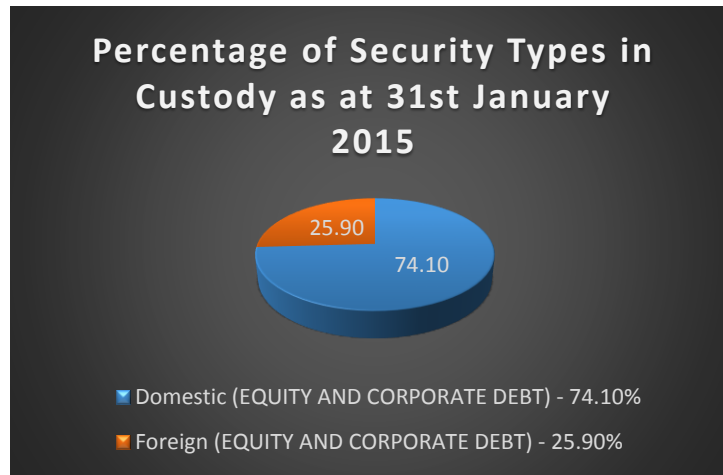
Fluctuations in the value of securities held in CDS as a percentage against previous month  
January 2015



### Holdings in CDS as at 31st January 2015

<b>HOLDINGS</b>	<b>Equity</b>	<b>Corporate Debt</b>	<b>Total</b>
<b>Domestic</b>	56,747,113,241	1,544,719,341	58,291,832,582
<b>Foreign</b>	20,344,400,254	29,924,304	20,374,324,558
<b>MARKET VALUE</b>	<b>Equity</b>	<b>Corporate Debt</b>	<b>Total</b>
<b>Domestic</b>	1,896,289,445,691	168,726,212,092	2,065,015,657,783
<b>Foreign</b>	866,661,942,480	3,126,972,155	869,788,914,635

	<b>Quantity</b>	<b>Market Value(LKR)</b>
<b>Equity</b>	77,091,513,495	2,762,951,388,171
<b>Debentures</b>	1,574,643,645	171,853,184,246



#### De-Mat Percentages of Securities

DE-MAT PERCENTAGE FOR EQUITY	94%
DE-MAT PERCENTAGE FOR CORPORATE DEBT	95%

## Corporate Actions

### Number of Corporate Actions – January 2015

<b>Further Issues</b>	<b>02</b>
<b>Debenture IPOs</b>	<b>07</b>
<b>Equity IPOs</b>	<b>01</b>
<b>De-Listings</b>	<b>01</b>
<b>Rights Issues</b>	<b>01</b>
<b>Sub-Divisions</b>	<b>01</b>

- Direct deposit of shares for the Amana Takaful PLC (ATL-N-0000) rights issue  
Trading commenced on 27<sup>th</sup> January 2015
- Withdrawal of NDB Capital Holdings PLC (CDIC-N-0000) CDS shares for the De-listing  
De-listing with effect from 26<sup>th</sup> January 2015
- Direct deposit of shares for the Serendib Engineering Group PLC (IDL-N-0000) sub-division  
Trade commencement date was 19<sup>th</sup> January 2015
- Direct deposit of shares for the Arpico Insurance Limited (AINS-N-0000) Initial Public Offer  
Trading commenced on 16<sup>th</sup> January 2015
- Direct deposit of shares for the debenture IPOs of Alliance Finance Company PLC [ALLI.D0324 & ALLI.D0325]  
Trading started on 8<sup>th</sup> January 2015
- Direct deposit of shares for the debenture IPOs of Abans PLC [ABAN.D0321, ABAN.D0322 & ABAN.D0323]  
Trade commencement date was 7<sup>th</sup> January 2015
- Direct deposit of shares for Singer Sri Lanka PLC [SINS.D0318] debenture IPO  
Trading commenced on 6<sup>th</sup> January 2015
- Direct deposit of shares for the debenture IPO of Orient Finance PLC [ORIN.D0320]  
Trade commencement date was 6<sup>th</sup> January 2015