

INFOLINE

Central Depository Systems (Pvt) Ltd.

Sri Lanka

January 2016



Central Depository Systems (Pvt) Limited

**Operational Highlights of
Central Depository Systems (Pvt) Ltd.
of Sri Lanka (CDS)**

(A fully owned subsidiary of Colombo Stock Exchange)

Tel: 2356456 Fax: 2440396

E-mail: cds@cse.lk

Website: www.cds.lk

Operational Highlights

Major Operations	Jan-16	Dec-15	Nov-15	Oct-15	Sep-15	Aug-15	Jan-15
New Accounts (No.)	1,307	1,606	1,505	1,962	3,073	2,358	1,729
Deposits (No.)	2,901	1,982	6,504	3,640	9,754	4,941	5,429
Withdrawals (No.)	1	2	4	3	7	0	1
Transfers (No.)	1,747	2,666	2,442	3,046	3,329	2,652	1,725
Trades (No.) - Equity	88,074	61,973	87,992	142,128	120,118	188,097	147,116
Trades (No.)-Closed End Funds	127	174	36	74	24	95	60
Market Days (No.)	19	21	19	21	21	21	18
Listed Companies (No.)	295	294	294	294	296	296	295
Participants (No.)	52	52	52	52	51	51	50

❖ Deposits in January 2016 include 2,478 direct deposits made due to Subdivisions, Right Issues, Initial public Offers and Capitalization of Reserves.

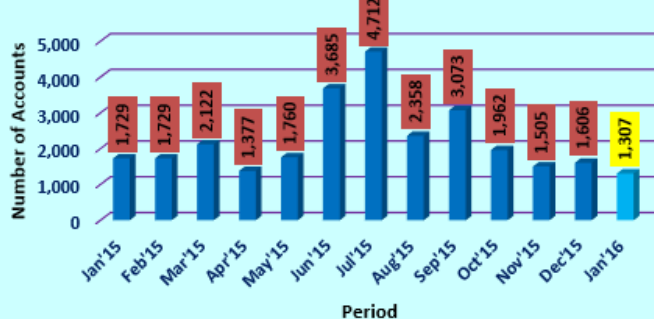
Comparative analysis on monthly basis

	Jan 16	Dec 15	Nov 15	Oct 15	Sep 15
New Accounts (No.)	-18.62	6.71	-23.29	-36.15	30.32
Deposits (No.)	46.37	-69.53	78.68	-62.68	97.41
Trades (No.) - Equity	42.12	-29.57	-38.09	18.32	-36.14

	2016	2015
	CUMALATIVE	
	JAN	
New Accounts (No.)	1,307	1,729
Deposits (No.)	2,901	5,429
Withdrawals (No.)	1	1
Transfers (No.)	1,747	1,725
Trades (No.) - Equity	88,074	147,116
Trades (No.)-Closed End Funds	127	60

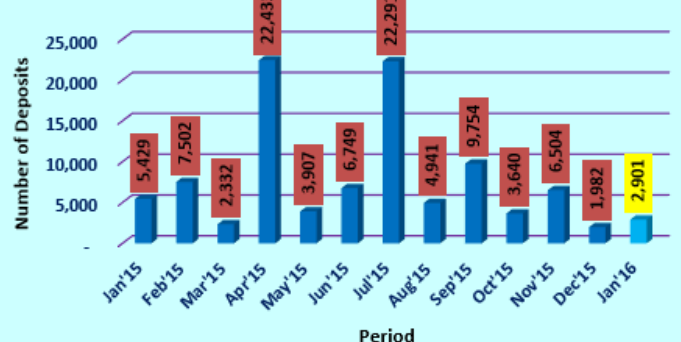
Number of New Account Openings

January 2015 to January 2016
Including Multiple Registrations



Number of Deposits

January 2015 to January 2016



eServices Enrollment	As at 31st Jan. 2016	Jan-16	As at 31st Dec. 2015
SMS	8,447	196	8,251
e-Statements	9,551	464	9,087

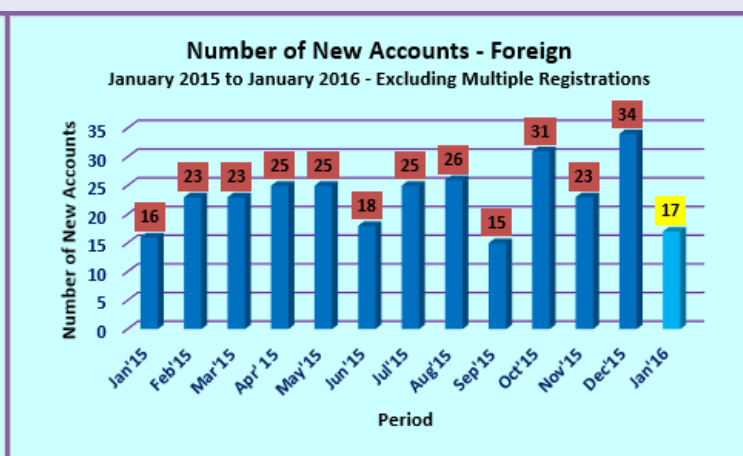
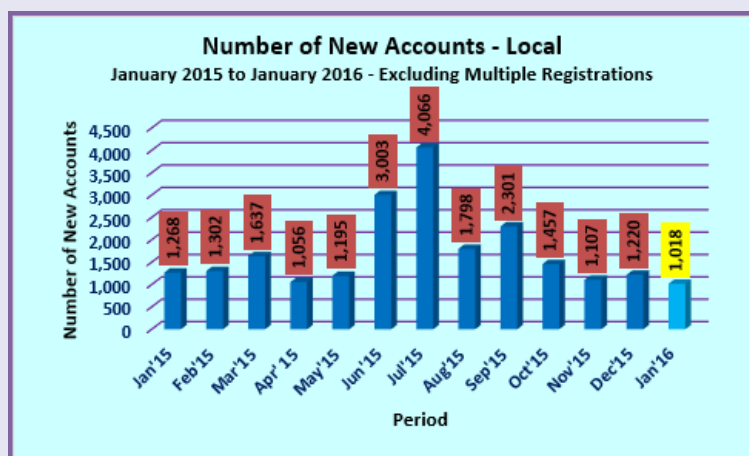
Number of CDS Accounts by Investor Category

De-Mat Accounts in CDS

	Jan-16	Dec-15	Nov-15	Oct-15	Sep-15	Aug-15	Jan-15
Local Individuals (No.)	582,763	581,775	580,601	579,535	578,123	575,859	562,052
Foreign Individuals (No.)	4,491	4,486	4,478	4,473	4,468	4,460	4,401
Local Companies (No.)	9,112	9,082	9,036	8,995	8,950	8,913	8,663
Foreign Companies (No.)	4,911	4,899	4,873	4,855	4,829	4,822	4,716
Total Excluding Multiple Registrations	601,277	600,242	598,988	597,858	596,370	594,054	579,832
Total De-Mat Accounts Including Multiple Registrations	788,270	786,963	785,357	783,852	781,889	778,816	761,073

De-Mat Account Categories as a Percentage against Total Registrations Excluding Multiple Registrations (%)

	Jan-16	Dec-15	Nov-15	Oct-15	Sep-15	Aug-15	Jan-15
Local Individuals (No.)	96.92	96.92	96.93	96.94	96.94	96.94	96.93
Foreign Individuals (No.)	0.75	0.75	0.75	0.75	0.75	0.75	0.76
Local Companies (No.)	1.52	1.51	1.51	1.50	1.50	1.50	1.49
Foreign Companies (No.)	0.82	0.82	0.81	0.81	0.81	0.81	0.81
Total Excluding Multiple Registrations	100.00	100.00	100.00	100.00	100.00	100.00	100.00



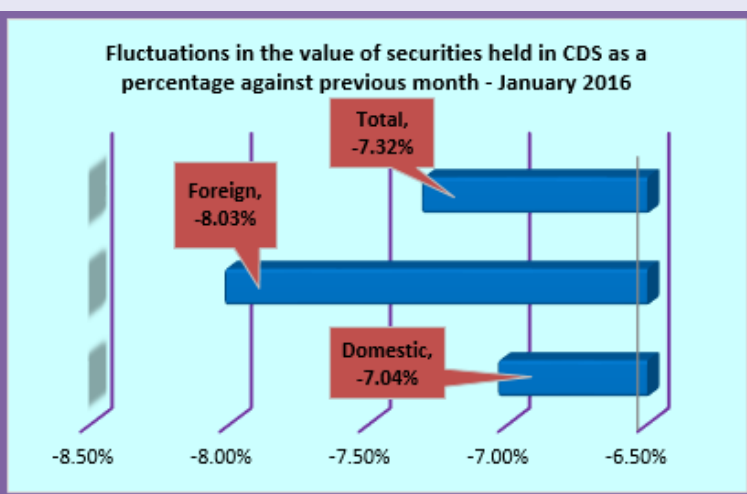
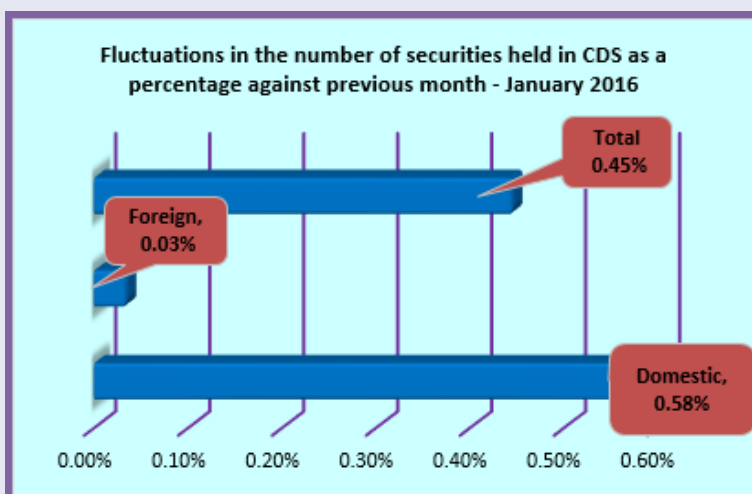
Value & Quantity of the Securities held in the CDS

Securities Held in Custody (Nos.)	Jan-16	Dec-15	Nov-15	Oct-15	Jan-15
Domestic	60,761,729,515	60,408,557,436	60,356,835,785	59,923,549,633	58,291,832,582
Foreign	20,481,890,156	20,474,857,761	20,444,873,755	20,417,623,689	20,374,324,558
Total	81,243,619,671	80,883,415,197	80,801,709,540	80,341,173,322	78,666,157,140

Comparative Analysis on Fluctuations(Change)	Jan-16	Dec-15	Nov-15
Domestic	0.58%	0.09%	0.72%
Foreign	0.03%	0.15%	0.13%
Total	0.45%	0.10%	0.57%

Securities Held in Custody (Rs.)	Jan-16	Dec-15	Nov-15	Oct-15	Jan-15
Domestic	1,968,253,620,493	2,117,385,190,375	2,112,573,511,477	2,129,593,822,482	2,065,015,657,783
Foreign	751,908,104,606	817,516,020,268	824,538,292,922	831,225,808,440	869,788,914,635
Total	2,720,161,725,098	2,934,901,210,643	2,937,111,804,399	2,960,819,630,922	2,934,804,572,418

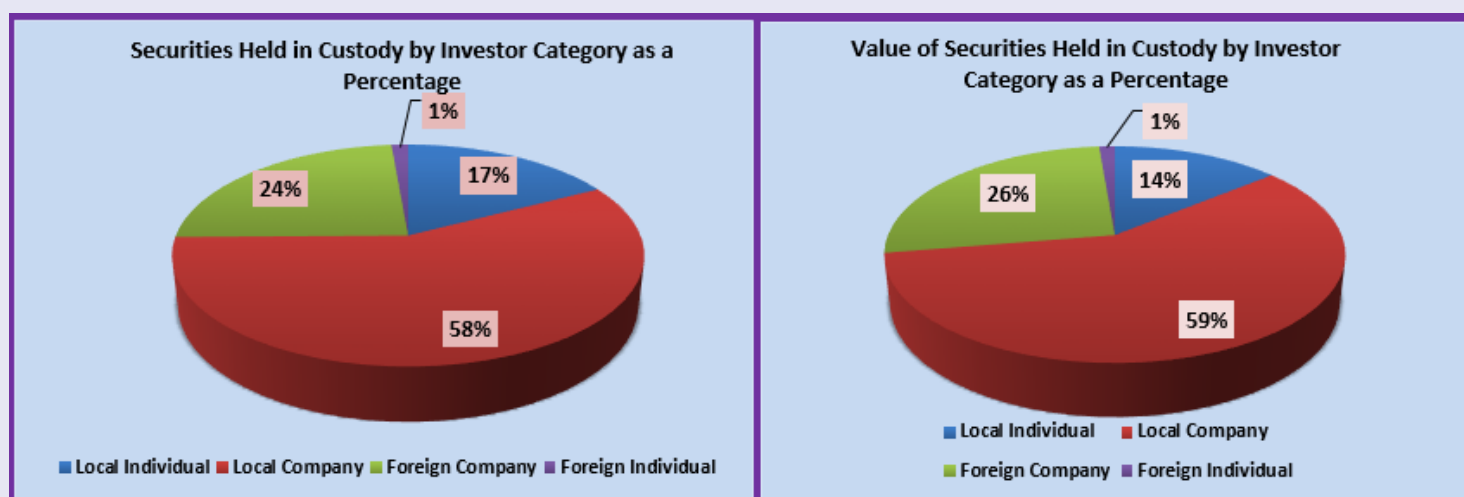
Comparative Analysis on Fluctuations(Change)	Jan-16	Dec-15	Nov-15
Domestic	-7.04%	0.23%	-0.80%
Foreign	-8.03%	-0.85%	-0.80%
Total	-7.32%	-0.08%	-0.80%



Value & Quantity of the Securities held in the CDS by Investor Category January 2016

Investor Category	Equity Holding	Corporate Debt Holding	Total Holding
Local Individual	13,909,314,168	130,502,474	14,039,816,642
Local Company	44,634,569,910	2,087,342,963	46,721,912,873
Foreign Company	19,361,302,443	17,709,969	19,379,012,412
Foreign Individual	1,100,688,105	2,189,639	1,102,877,744
Total	79,005,874,626	2,237,745,045	81,243,619,671

Investor Category	Equity Value	Corporate Debt Value	Total Value
Local Individual	367,177,732,860.20	14,205,808,026.52	381,383,540,886.72
Local Company	1,366,769,915,989.10	220,100,163,617.05	1,586,870,079,606.15
Foreign Company	714,383,884,660.40	1,850,600,009.38	716,234,484,669.78
Foreign Individual	35,426,368,132.10	247,251,803.21	35,673,619,935.31
Total	2,483,757,901,641.80	236,403,823,456.16	2,720,161,725,097.96

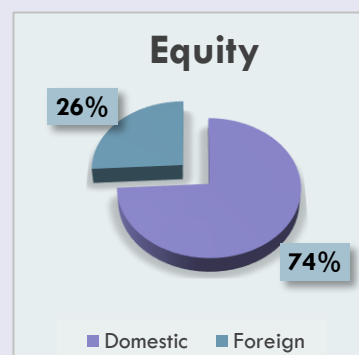
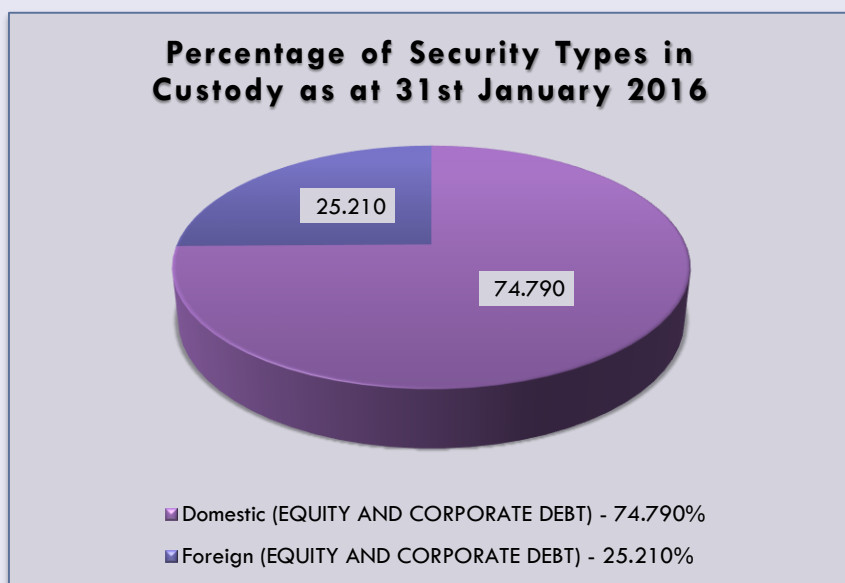


Holdings in CDS as at 31st January 2016

HOLDINGS	Equity	Corporate Debt	Total
Domestic	58,543,884,078	2,217,845,437	60,761,729,515
Foreign	20,461,990,548	19,899,608	20,481,890,156

MARKET VALUE	Equity	Corporate Debt	Total
Domestic	1,733,947,648,849	234,305,971,644	1,968,253,620,493
Foreign	749,810,252,793	2,097,851,813	751,908,104,606

	Quantity	Market Value(LKR)
Equity	79,005,874,626	2,483,757,901,642
Debentures	2,237,745,045	236,403,823,456



De-Mat Percentages of Securities

DE-MAT PERCENTAGE FOR EQUITY 95%

DE-MAT PERCENTAGE FOR CORPORATE DEBT 99%

Corporate Actions and New Listings

Number of Corporate Actions and New Listings – January 2016		
Rights Issues	Waskaduwa Beach Resort PLC (1)	CITW.R0000
	Colombo Trust Finance PLC (1)	CALF.R0000
Debt IPOs	Sanasa Development Bank PLC (4)	SDB.D0374
		SDB.D0375
		SDB.D0376
		SDB.D0377
Equity IPOs	People's Insurance Limited (1)	PINS.N0000
Private Placements	Renuka Foods PLC (1)	COCO.N0000
	Softlogic Finance PLC (1)	CRL.N0000
Share Swap	Textured Jersey Lanka PLC (1)	TJL.N0000