

INFOLINE

Central Depository Systems (Pvt) Ltd.

Sri Lanka

August 2015



Central Depository Systems (Pvt) Limited

**Operational Highlights of
Central Depository Systems (Pvt) Ltd.
of Sri Lanka (CDS)**
(A fully owned subsidiary of Colombo Stock Exchange)

Tel: 2356456 Fax: 2440396

E-mail: [cgs@cse.lk](mailto:cds@cse.lk)

Website: www.cds.lk

Operational Highlights

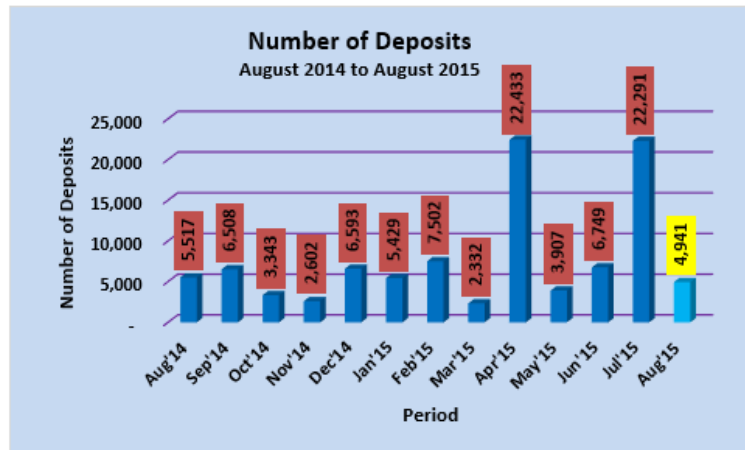
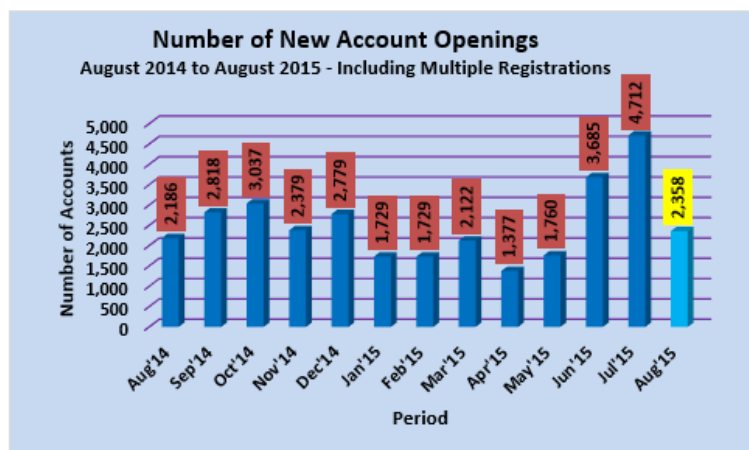
Major Operations	Aug-15	Jul-15	Jun-15	May-15	Apr-15	Mar-15	Aug-14
New Accounts (No.)	2,358	4,712	3,685	1,760	1,377	2,122	2,186
Deposits (No.)	4,941	22,291	6,749	3,907	22,433	2,332	5,517
Withdrawals (No.)	0	0	0	0	1	3	0
Transfers (No.)	2,652	1,952	2,268	2,080	2,185	2,204	2,330
Trades (No.) - Equity	188,097	136,032	124,085	158,055	108,322	100,581	255,768
Trades (No.)-Closed End Funds	95	54	36	51	26	58	68
Market Days (No.)	21	21	21	19	19	21	21
Listed Companies (No.)	296	297	297	297	297	296	295
Participants (No.)	51	51	51	51	50	50	47

❖ Deposits in August 2015 include 4,128 direct deposits made due to Subdivisions, Right Issues, Initial public Offers and Capitalization of Reserves.

Comparative analysis on monthly basis

	Aug 15	Jul 15	Jun 15	May 15	Apr 15
New Accounts (No.)	-49.96	27.87	109.38	27.81	-35.11
Deposits (No.)	-77.83	230.29	72.74	-82.58	861.96
Trades (No.) - Equity	38.27	9.63	-21.49	45.91	7.70

	2015	2014
	CUMULATIVE	
	JAN-AUG	
New Accounts (No.)	19,472	16,643
Deposits (No.)	75,584	37,454
Withdrawals (No.)	6	4
Transfers (No.)	17,122	18,200
Trades (No.) - Equity	1,094,579	1,173,369
Trades (No.)-Closed End Funds	457	514



e-Services Enrollment	As at 31st August 2015	Aug-15	As at 31st July 2015
SMS	6,768	588	6,180
e-Statements	6,914	600	6,314

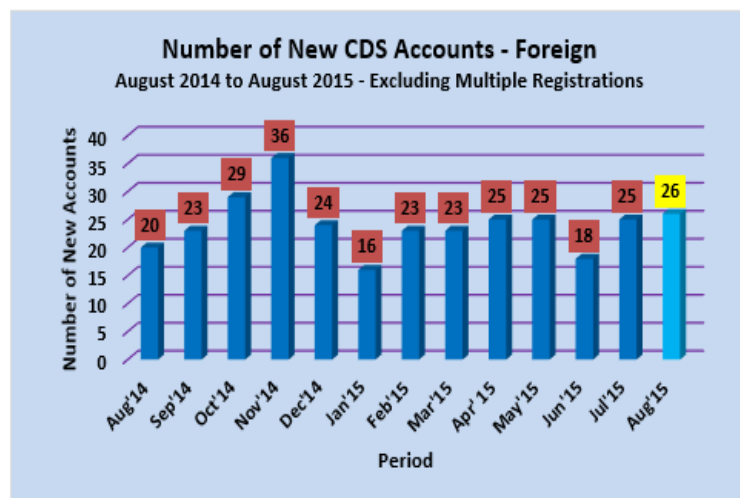
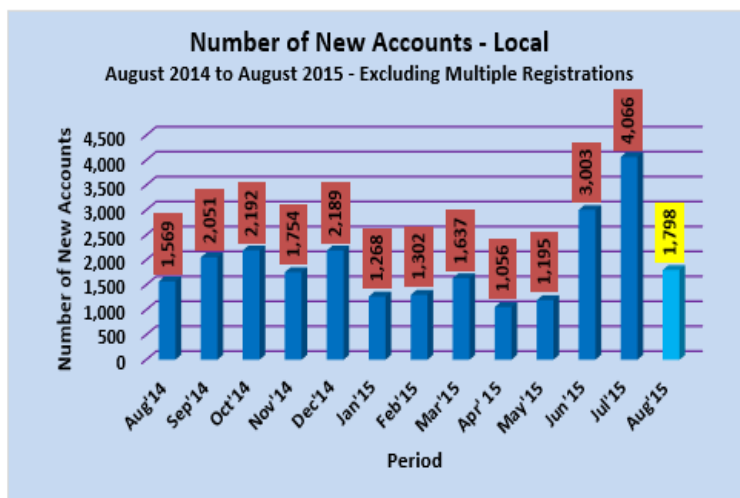
Number of CDS Accounts by Investor Category

De-Mat Accounts in CDS

	Aug-15	Jul-15	Jun-15	May-15	Apr-15	Mar-15	Aug-14
Local Individuals (No.)	575,859	574,106	570,103	567,137	565,966	564,943	552,901
Foreign Individuals (No.)	4,460	4,453	4,446	4,438	4,424	4,420	4,359
Local Companies (No.)	8,913	8,868	8,805	8,768	8,744	8,711	8,360
Foreign Companies (No.)	4,822	4,803	4,785	4,775	4,764	4,743	4,630
Total Excluding Multiple Registrations	594,054	592,230	588,139	585,118	583,898	582,817	570,250
Total De-Mat Accounts Including Multiple Registrations	778,816	776,458	771,746	768,062	766,301	764,924	746,689

De-Mat Account Categories as a Percentage against Total Registrations Excluding Multiple Registrations (%)

	Aug-15	Jul-15	Jun-15	May-15	Apr-15	Mar-15	Aug-14
Local Individuals (No.)	96.94	96.94	96.93	96.93	96.93	96.93	96.96
Foreign Individuals (No.)	0.75	0.75	0.76	0.76	0.76	0.76	0.76
Local Companies (No.)	1.50	1.50	1.50	1.50	1.50	1.49	1.47
Foreign Companies (No.)	0.81	0.81	0.81	0.82	0.82	0.81	0.81
Total Excluding Multiple Registrations	100.00	100.00	100.00	100.00	100.00	100.00	100.00



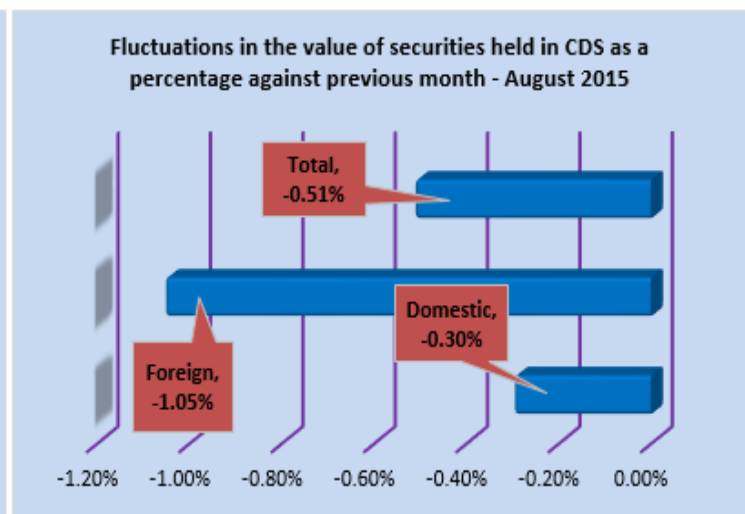
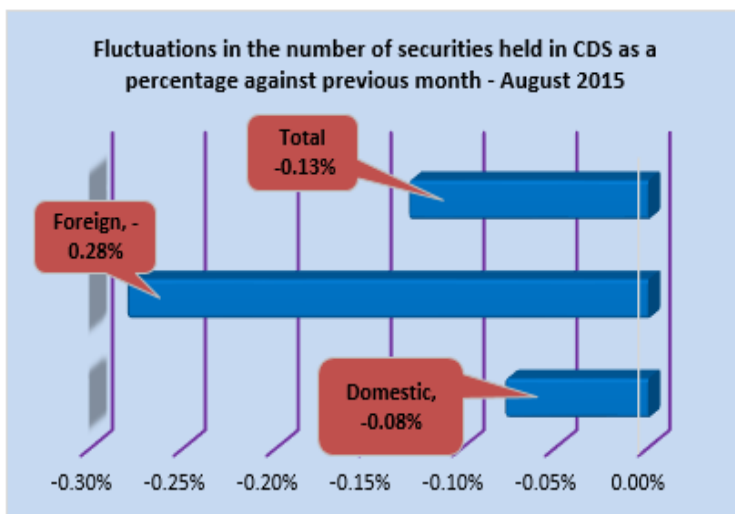
Value & Quantity of the Securities held in the CDS

Securities Held in Custody (Nos.)	Aug-15	Jul-15	Jun-15	May-15	Aug-14
Domestic	59,510,518,225	59,556,920,936	58,956,950,735	58,667,184,023	54,755,836,990
Foreign	20,330,966,752	20,388,315,365	20,250,828,539	20,183,963,972	19,055,415,747
Total	79,841,484,977	79,945,236,301	79,207,779,274	78,851,147,995	73,811,252,737

Comparative Analysis on Fluctuations(Change)	Aug-15	Jul-15	Jun-15
Domestic	-0.08%	1.02%	0.49%
Foreign	-0.28%	0.68%	0.33%
Total	-0.13%	0.93%	0.45%

Securities Held in Custody (Rs.)	Aug-15	Jul-15	Jun-15	May-15	Aug-14
Domestic	2,193,021,760,880	2,199,585,903,814	2,099,905,341,503	2,125,705,436,615	1,932,490,382,097
Foreign	865,845,278,337	875,072,657,503	839,521,991,256	865,275,156,179	818,210,369,858
Total	3,058,867,039,216	3,074,658,561,316	2,939,427,332,758	2,990,980,592,794	2,750,700,751,955

Comparative Analysis on Fluctuations(Change)	Aug-15	Jul-15	Jun-15
Domestic	-0.30%	4.75%	-1.21%
Foreign	-1.05%	4.23%	-2.98%
Total	-0.51%	4.60%	-1.72%



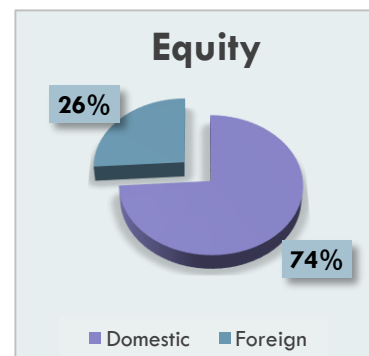
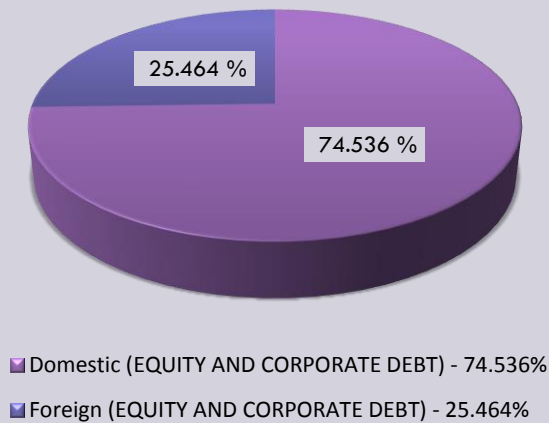
Holdings in CDS as at 31st August 2015

HOLDINGS	Equity	Corporate Debt	Total
Domestic	57,663,989,788	1,846,528,437	59,510,518,225
Foreign	20,299,766,544	31,200,208	20,330,966,752

MARKET VALUE	Equity	Corporate Debt	Total
Domestic	1,994,955,482,373	198,066,278,507	2,193,021,760,880
Foreign	862,594,575,157	3,250,703,180	865,845,278,337

	Quantity	Market Value(LKR)
Equity	77,963,756,332	2,857,550,057,530
Debentures	1,877,728,645	201,316,981,686

Percentage of Security Types in Custody as at 31st August 2015



De-Mat Percentages of Securities

DE-MAT PERCENTAGE FOR EQUITY	94%
DE-MAT PERCENTAGE FOR CORPORATE DEBT	95%

Corporate Actions and New Listings

Number of Corporate Actions and New Listings – August 2015		
Scrip Dividends	Ceylon Investment PLC (1)	CINV.N0000
	Ceylon Guardian Investment Trust PLC (1)	GUAR.N0000