

# INFOLINE

Central Depository Systems (Pvt) Ltd.  
Sri Lanka

**August 2016**



Central Depository Systems (Pvt) Limited

**Operational Highlights of  
Central Depository Systems (Pvt) Ltd.  
of Sri Lanka (CDS)**  
(A fully owned subsidiary of Colombo Stock Exchange)

Tel: 2356456 Fax: 2440396

E-mail: [cgs@cse.lk](mailto:cds@cse.lk)

Website: [www.cds.lk](http://www.cds.lk)

## Operational Highlights

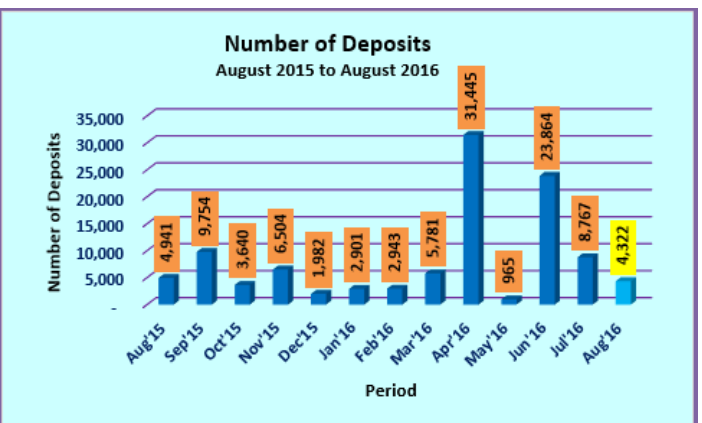
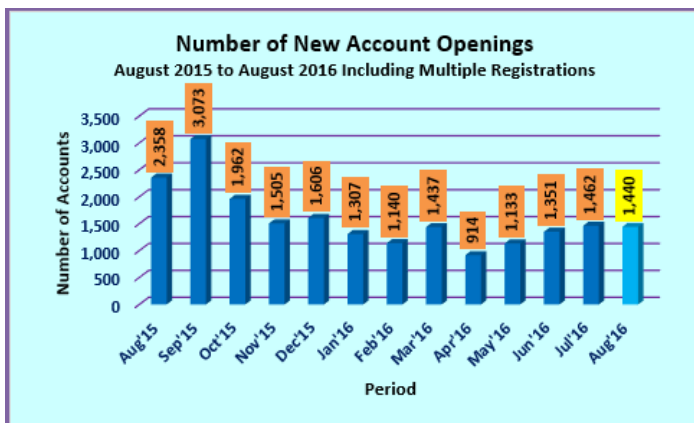
Major Operations	Aug-16	Jul-16	Jun-16	May-16	Apr-16	Mar-16	Aug-15
New Accounts (No.)	1,440	1,462	1,351	1,133	914	1,437	2,358
Deposits (No.)	4,322	8,767	23,864	965	31,445	5,781	4,941
Withdrawals (No.)	0	1	0	6	3	3	0
Transfers (No.)	2,184	1,869	2,739	2,388	1,803	2,351	2,652
Trades (No.) - Equity	133,176	103,124	81,370	109,940	106,605	83,010	188,097
Trades (No.)-Closed End Funds	83	81	62	92	147	110	95
Market Days (No.)	22	19	22	20	18	20	21
Listed Companies (No.)	295	294	294	294	294	294	296
Participants (No.)	51	51	51	52	52	52	51

❖ Deposits in August 2016 include 3,844 direct deposits made due to Subdivisions, Right Issues, Initial public Offers and Capitalization of Reserves.

### Comparative analysis on monthly basis

	Aug 16	Jul 16	Jun 16	May 16	Apr 16
New Accounts (No.)	-1.50	8.22	19.24	23.96	-36.40
Deposits (No.)	-50.70	-63.26	2,372.95	-96.93	443.94
Trades (No.) - Equity	29.14	26.73	-25.99	3.13	28.42

	2016	2015
	CUMALATIVE	
	JAN-AUG	
New Accounts (No.)	10,184	19,472
Deposits (No.)	80,988	75,584
Withdrawals (No.)	14	6
Transfers (No.)	16,517	17,122
Trades (No.) - Equity	769,957	1,094,579
Trades (No.)-Closed End Funds	738	457



eServices Enrollment	As at 31 <sup>st</sup> August 2016	Aug-16	As at 31 <sup>st</sup> July 2016
SMS	9,458	133	9,325
e-Statements	12,158	360	11,798

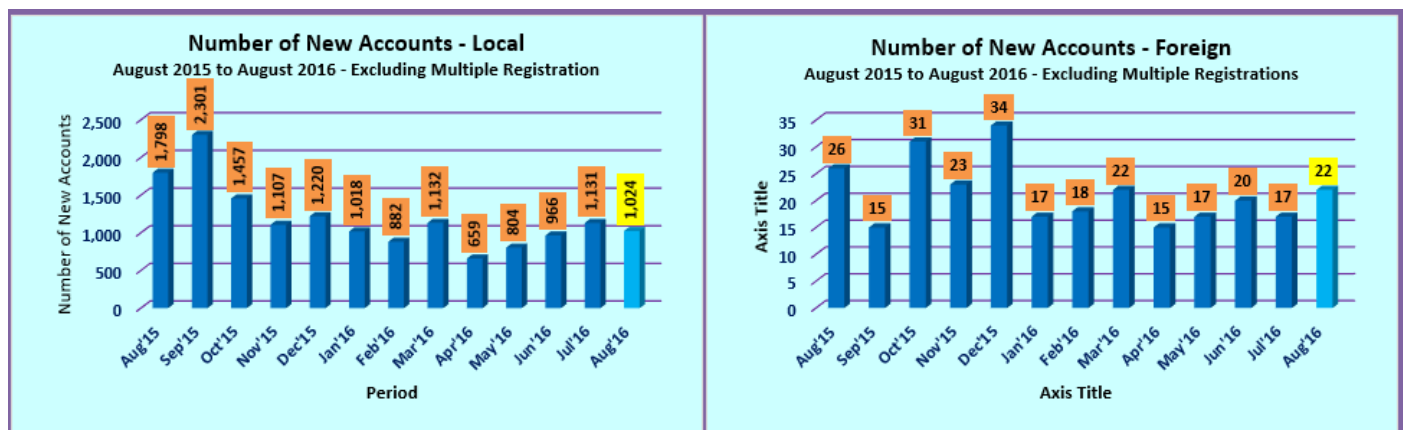
## Number of CDS Accounts by Investor Category

### De-Mat Accounts in CDS

	Aug-16	Jul-16	Jun-16	May-16	Apr-16	Mar-16	Aug-15
Local Individuals (No.)	589,171	588,172	587,059	586,134	585,348	584,717	575,859
Foreign Individuals (No.)	4,540	4,536	4,531	4,524	4,515	4,512	4,460
Local Companies (No.)	9,302	9,277	9,259	9,218	9,200	9,172	8,913
Foreign Companies (No.)	4,993	4,975	4,963	4,950	4,942	4,930	4,822
<b>Total Excluding Multiple Registrations</b>	<b>608,006</b>	<b>606,960</b>	<b>605,812</b>	<b>604,826</b>	<b>604,005</b>	<b>603,331</b>	<b>594,054</b>
<b>Total De-Mat Accounts Including Multiple Registrations</b>	<b>797,146</b>	<b>795,707</b>	<b>794,245</b>	<b>792,894</b>	<b>791,761</b>	<b>790,847</b>	<b>778,816</b>

### De-Mat Account Categories as a Percentage against Total Registrations Excluding Multiple Registrations (%)

	Aug-16	Jul-16	Jun-16	May-16	Apr-16	Mar-16	Aug-15
Local Individuals (No.)	96.90	96.90	96.90	96.91	96.91	96.91	96.94
Foreign Individuals (No.)	0.75	0.75	0.75	0.75	0.75	0.75	0.75
Local Companies (No.)	1.53	1.53	1.53	1.52	1.52	1.52	1.50
Foreign Companies (No.)	0.82	0.82	0.82	0.82	0.82	0.82	0.81
<b>Total Excluding Multiple Registrations</b>	<b>100.00</b>	<b>100.00</b>	<b>100.00</b>	<b>100.00</b>	<b>100.00</b>	<b>100.00</b>	<b>100.00</b>



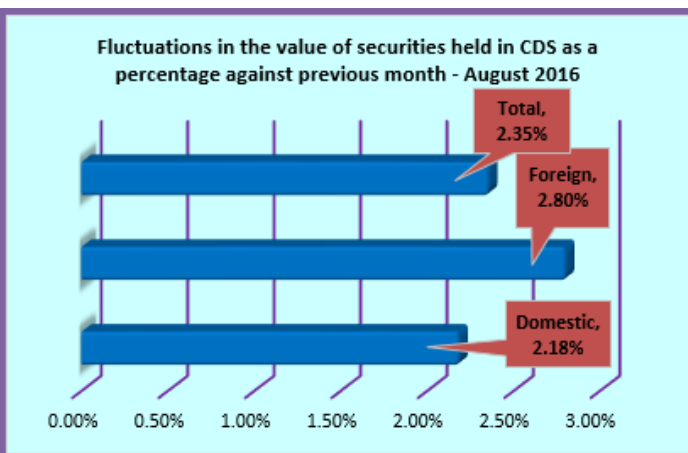
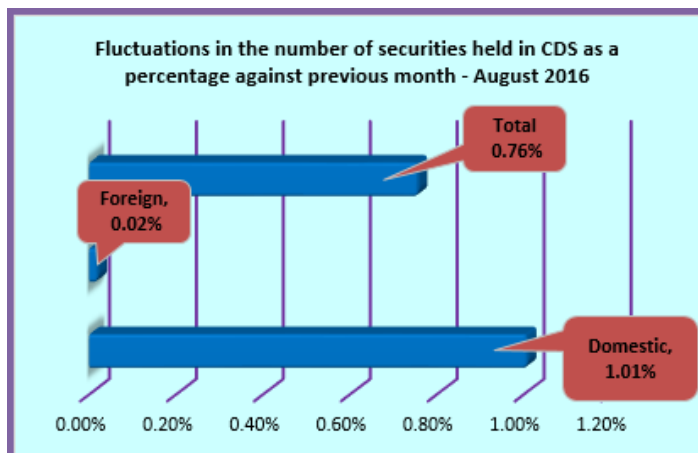
## Value & Quantity of the Securities held in the CDS

Securities Held in Custody (Nos.)	Aug-16	Jul-16	Jun-16	May-16	Aug-15
Domestic	62,451,348,343	61,828,366,045	61,631,807,705	61,341,599,418	59,510,518,225
Foreign	21,075,814,726	21,071,772,510	21,033,855,149	20,921,010,124	20,330,966,752
<b>Total</b>	<b>83,527,163,069</b>	<b>82,900,138,555</b>	<b>82,665,662,854</b>	<b>82,262,609,542</b>	<b>79,841,484,977</b>

Comparative Analysis on Fluctuations(Change)	Aug-16	Jul-16	Jun-16
Domestic	1.01%	0.32%	0.47%
Foreign	0.02%	0.18%	0.54%
<b>Total</b>	<b>0.76%</b>	<b>0.28%</b>	<b>0.49%</b>

Securities Held in Custody (Rs.)	Aug-16	Jul-16	Jun-16	May-16	Aug-15
Domestic	2,056,899,999,709	2,012,941,251,919	1,961,175,806,670	2,021,838,553,024	2,193,021,760,880
Foreign	791,116,459,672	769,570,626,687	752,254,689,529	782,436,306,441	865,845,278,337
<b>Total</b>	<b>2,848,016,459,382</b>	<b>2,782,511,878,606</b>	<b>2,713,430,496,200</b>	<b>2,804,274,859,465</b>	<b>3,058,867,039,217</b>

Comparative Analysis on Fluctuations(Change)	Aug-16	Jul-16	Jun-16
Domestic	2.18%	2.64%	-3.00%
Foreign	2.80%	2.30%	-3.86%
<b>Total</b>	<b>2.35%</b>	<b>2.55%</b>	<b>-3.24%</b>

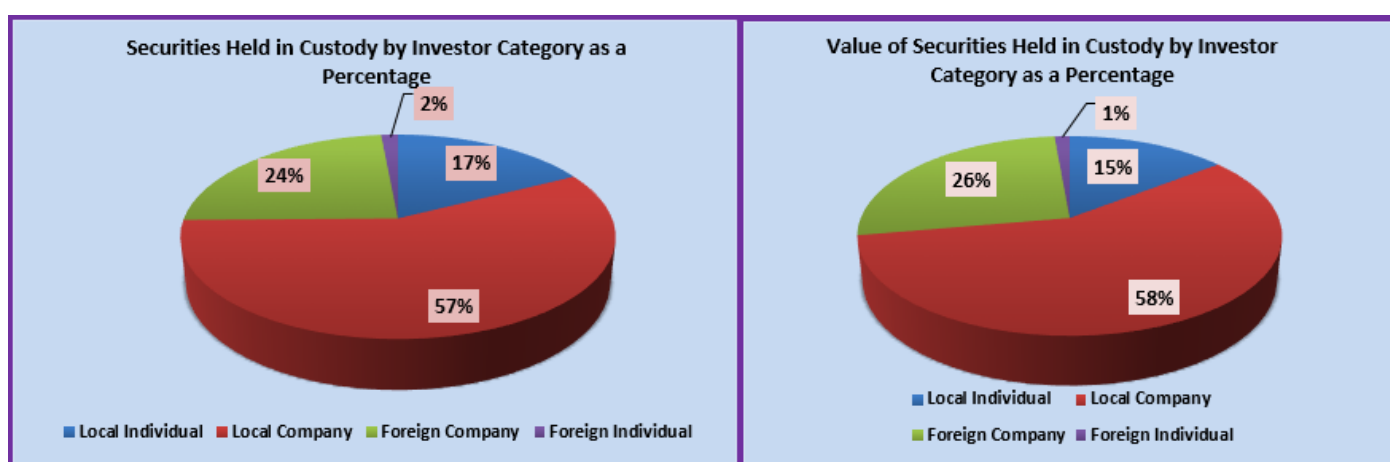


## Value & Quantity of the Securities held in the CDS by Investor Category

August 2016

Investor Category	Equity Holding	Corporate Debt Holding	Total Holding
Local Individual	14,388,454,927	179,671,779	14,568,126,706
Local Company	45,516,522,988	2,366,698,649	47,883,221,637
Foreign Company	19,813,803,719	16,577,133	19,830,380,852
Foreign Individual	1,242,370,335	3,063,539	1,245,433,874
<b>Total</b>	<b>80,961,151,969</b>	<b>2,566,011,100</b>	<b>83,527,163,069</b>

Investor Category	Equity Value	Corporate Debt Value	Total Value
Local Individual	393,147,947,494.40	18,631,857,825.76	411,779,805,320.16
Local Company	1,403,173,636,321.90	241,946,558,067.72	1,645,120,194,389.62
Foreign Company	750,359,472,186.10	1,687,930,141.33	752,047,402,327.43
Foreign Individual	38,749,780,675.00	319,276,669.84	39,069,057,344.84
<b>Total</b>	<b>2,585,430,836,677.40</b>	<b>262,585,622,704.65</b>	<b>2,848,016,459,382.05</b>

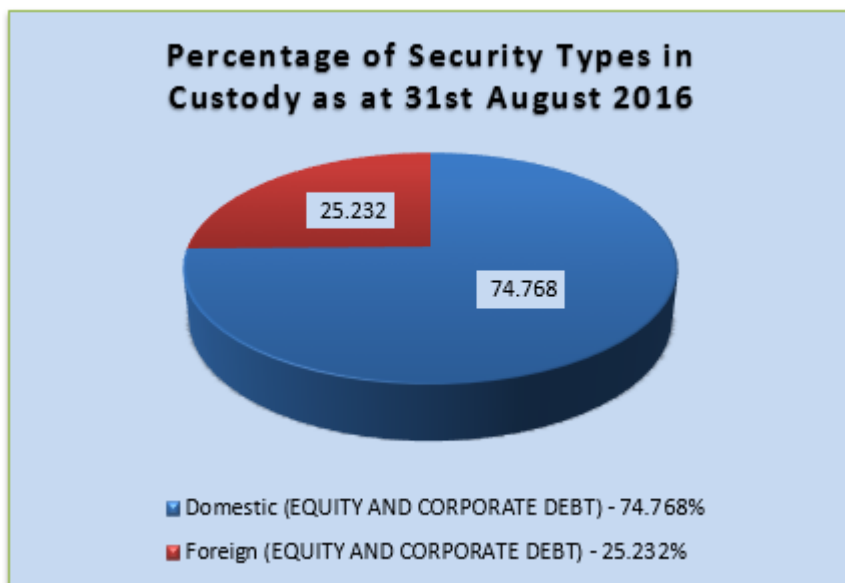
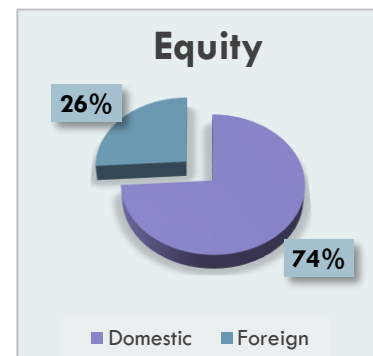


## Holdings in CDS as at 31<sup>st</sup> August 2016

HOLDINGS	Equity	Corporate Debt	Total
Domestic	59,904,977,915	2,546,370,428	62,451,348,343
Foreign	21,056,174,054	19,640,672	21,075,814,726

MARKET VALUE	Equity	Corporate Debt	Total
Domestic	1,796,321,583,816	260,578,415,893	2,056,899,999,709
Foreign	789,109,252,861	2,007,206,811	791,116,459,672

	Quantity	Market Value(LKR)
Equity	80,961,151,969	2,585,430,836,677
Debentures	2,566,011,100	262,585,622,705



### De-Mat Percentages of Securities

DE-MAT PERCENTAGE FOR EQUITY	95%
DE-MAT PERCENTAGE FOR CORPORATE DEBT	99%

## Corporate Actions and New Listings – August 2016

<b>ESOPs</b>	Hatton National Bank PLC (2)	HNB.N0000
		HNB.X0000
	Textured Jersey Lanka PLC (1)	TJL.N0000
<b>IPOs</b>	Amana Takaful Life Limited (1)	ATLL.N0000
<b>Sub-Division</b>	Central Industries PLC (1)	CIND.N0000
<b>Rights Issue</b>	Amana Takaful PLC (1)	ATL.N0000