

INFOLINE

Central Depository Systems (Pvt) Ltd.
Sri Lanka

December 2016



Central Depository Systems (Pvt) Limited

**Operational Highlights of
Central Depository Systems (Pvt) Ltd.
of Sri Lanka (CDS)**

(A fully owned subsidiary of Colombo Stock Exchange)

Tel: 2356456 Fax: 2440396

E-mail: cds@cse.lk

Website: www.cds.lk

Operational Highlights

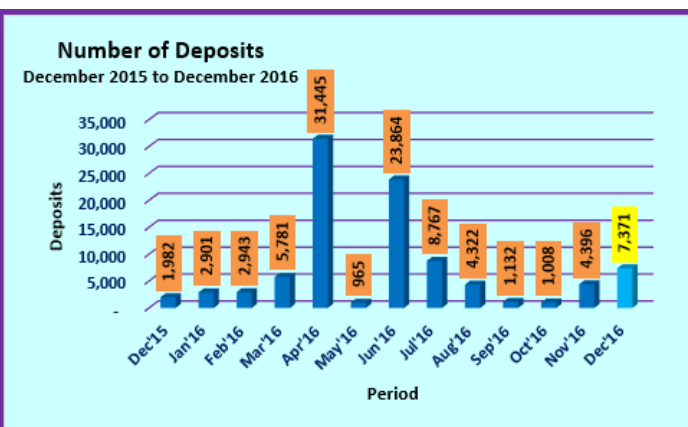
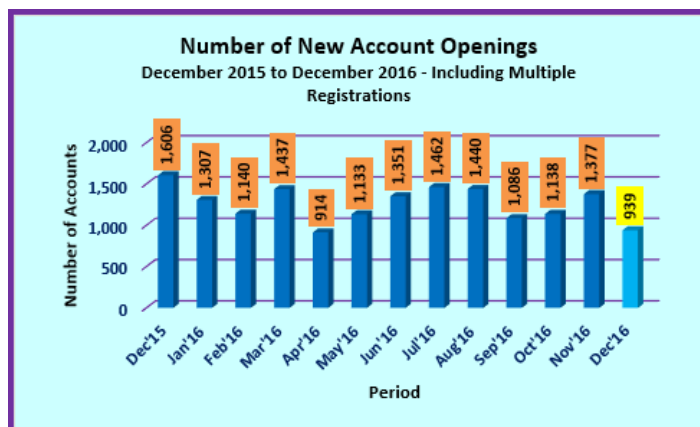
Major Operations	Dec-16	Nov-16	Oct-16	Sep-16	Aug-16	Jul-16	Dec-15
New Accounts (No.)	939	1,377	1,138	1,086	1,440	1,462	1,606
Deposits (No.)	7,371	4,396	1,008	1,132	4,322	8,767	1,982
Withdrawals (No.)	0	0	0	2	0	1	2
Transfers (No.)	1,647	3,574	2,542	2,479	2,184	1,869	2,666
Trades (No.) - Equity	43,708	54,791	76,149	112,244	133,176	103,124	61,973
Trades (No.)-Closed End Funds	35	17	69	66	83	81	174
Market Days (No.)	19	21	21	20	22	19	21
Listed Companies (No.)	295	294	295	295	295	294	294
Participants (No.)	51	51	51	51	51	51	52

❖ Deposits in December 2016 include 6,760 direct deposits made due to Subdivisions, Right Issues, Initial public Offers and Capitalization of Reserves.

Comparative analysis on monthly basis

	Dec 16	Nov 16	Oct 16	Sep 16	Aug 16
New Accounts (No.)	-31.81	21.00	4.79	-24.58	-1.50
Deposits (No.)	67.68	336.11	-10.95	-73.81	-50.70
Trades (No.) - Equity	-20.23	-28.05	-32.16	-15.72	29.14

	2016	2015
	CUMALATIVE	
	JAN-DEC	
New Accounts (No.)	14,724	27,618
Deposits (No.)	94,257	97,464
Withdrawals (No.)	16	22
Transfers (No.)	26,759	28,605
Trades (No.) - Equity	1,013,141	1,506,790
Trades (No.)-Closed End Funds	925	765



eServices Enrollment	As at 31 st Dec 2016	Dec-16	As at 30 th Nov 2016
SMS	10,114	150	9,964
e-Statements	15,113	610	14,503

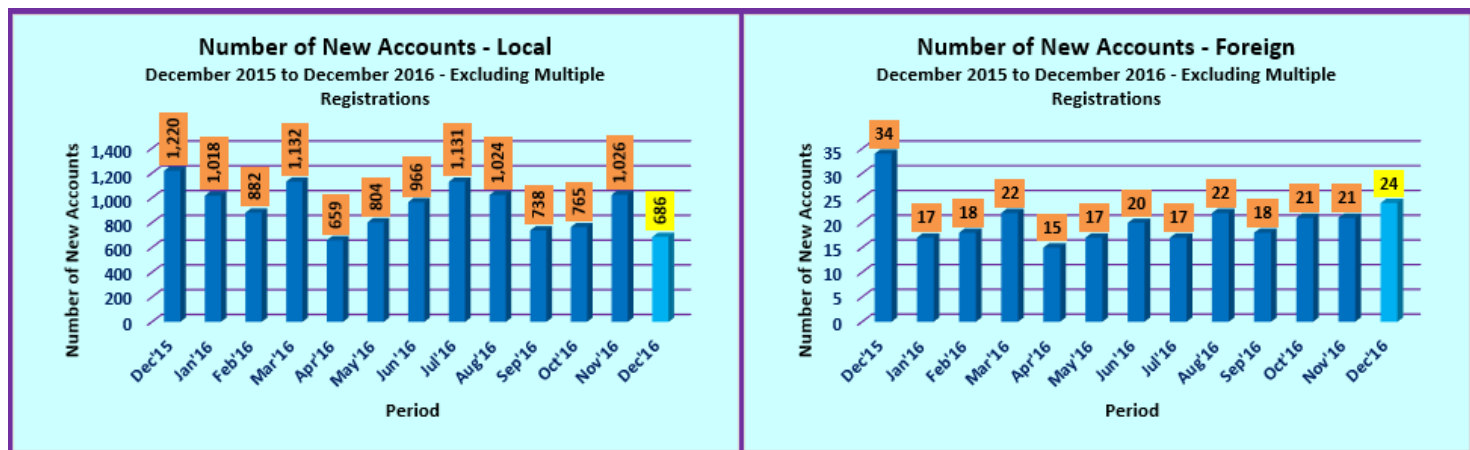
Number of CDS Accounts by Investor Category

De-Mat Accounts in CDS

	Dec-16	Nov-16	Oct-16	Sep-16	Aug-16	Jul-16	Dec-15
Local Individuals (No.)	592,286	591,628	590,630	589,890	589,171	588,172	581,775
Foreign Individuals (No.)	4,561	4,557	4,557	4,546	4,540	4,536	4,486
Local Companies (No.)	9,402	9,374	9,346	9,321	9,302	9,277	9,082
Foreign Companies (No.)	5,056	5,036	5,015	5,005	4,993	4,975	4,899
Total Excluding Multiple Registrations	611,305	610,595	609,548	608,762	608,006	606,960	600,242
Total De-Mat Accounts Including Multiple Registrations	801,685	800,746	799,369	798,231	797,146	795,707	786,963

De-Mat Account Categories as a Percentage against Total Registrations Excluding Multiple Registrations (%)

	Dec-16	Nov-16	Oct-16	Sep-16	Aug-16	Jul-16	Dec-15
Local Individuals (No.)	96.89	96.89	96.90	96.90	96.90	96.90	96.92
Foreign Individuals (No.)	0.75	0.75	0.75	0.75	0.75	0.75	0.75
Local Companies (No.)	1.54	1.54	1.53	1.53	1.53	1.53	1.51
Foreign Companies (No.)	0.83	0.82	0.82	0.82	0.82	0.82	0.82
Total Excluding Multiple Registrations	100.00	100.00	100.00	100.00	100.00	100.00	100.00



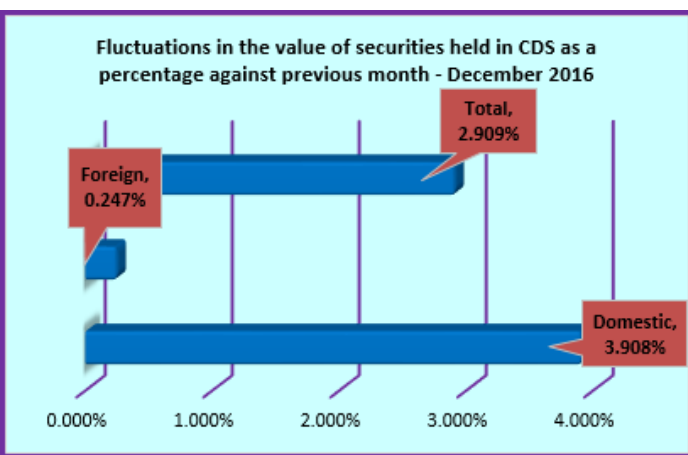
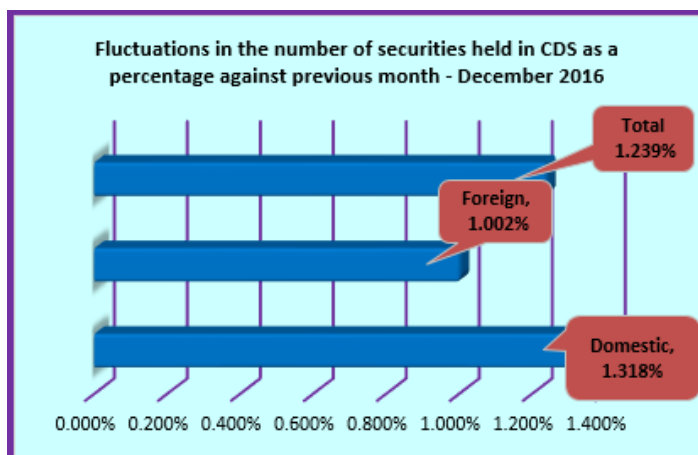
Value & Quantity of the Securities held in the CDS

Securities Held in Custody (Nos.)	Dec-16	Nov-16	Oct-16	Sep-16	Dec-15
Domestic	63,685,060,656	62,856,413,470	62,484,936,436	62,390,138,168	60,408,557,436
Foreign	21,256,852,842	21,045,870,106	21,038,776,710	21,139,600,765	20,474,857,761
Total	84,941,913,498	83,902,283,576	83,523,713,146	83,529,738,933	80,883,415,197

Comparative Analysis on Fluctuations(Change)	Dec-16	Nov-16	Oct-16
Domestic	1.318%	0.595%	0.152%
Foreign	1.002%	0.034%	-0.477%
Total	1.239%	0.453%	-0.007%

Securities Held in Custody (Rs.)	Dec-16	Nov-16	Oct-16	Sep-16	Dec-15
Domestic	2,089,436,837,750	2,010,850,506,992	2,022,810,943,796	2,058,464,260,203	2,117,385,190,375
Foreign	756,373,151,622	754,506,016,324	778,022,230,588	794,816,230,472	817,516,020,268
Total	2,845,809,989,371	2,765,356,523,316	2,800,833,174,384	2,853,280,490,675	2,934,901,210,643

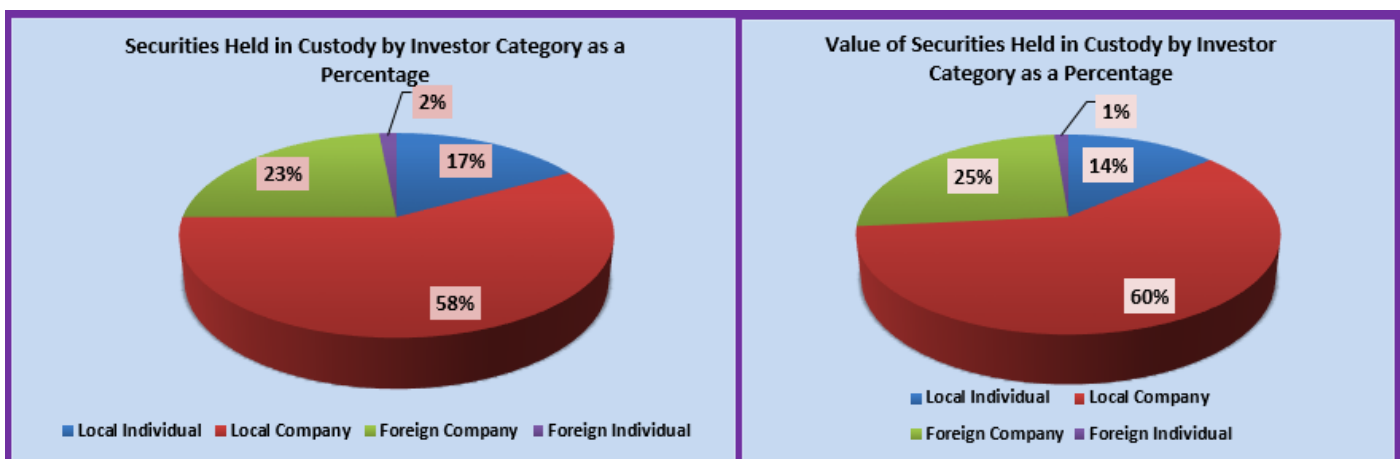
Comparative Analysis on Fluctuations(Change)	Dec-16	Nov-16	Oct-16
Domestic	3.908%	-0.591%	-1.732%
Foreign	0.247%	-3.023%	-2.113%
Total	2.909%	-1.267%	-1.838%



Value & Quantity of the Securities held in the CDS by Investor Category December 2016

Investor Category	Equity Holding	Corporate Debt Holding	Total Holding
Local Individual	14,231,439,604	186,777,986	14,418,217,590
Local Company	46,616,121,604	2,650,721,462	49,266,843,066
Foreign Company	19,926,183,096	14,077,133	19,940,260,229
Foreign Individual	1,313,159,274	3,433,339	1,316,592,613
Total	82,086,903,578	2,855,009,920	84,941,913,498

Investor Category	Equity Value	Corporate Debt Value	Total Value
Local Individual	371,111,110,315.50	18,908,781,142.95	390,019,891,458.45
Local Company	1,430,771,862,067.50	268,645,084,223.77	1,699,416,946,291.27
Foreign Company	718,777,851,633.60	1,420,430,141.33	720,198,281,774.93
Foreign Individual	35,825,456,794.20	349,413,052.44	36,174,869,846.64
Total	2,556,486,280,810.80	289,323,708,560.49	2,845,809,989,371.29

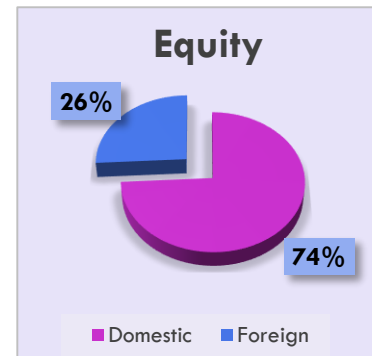
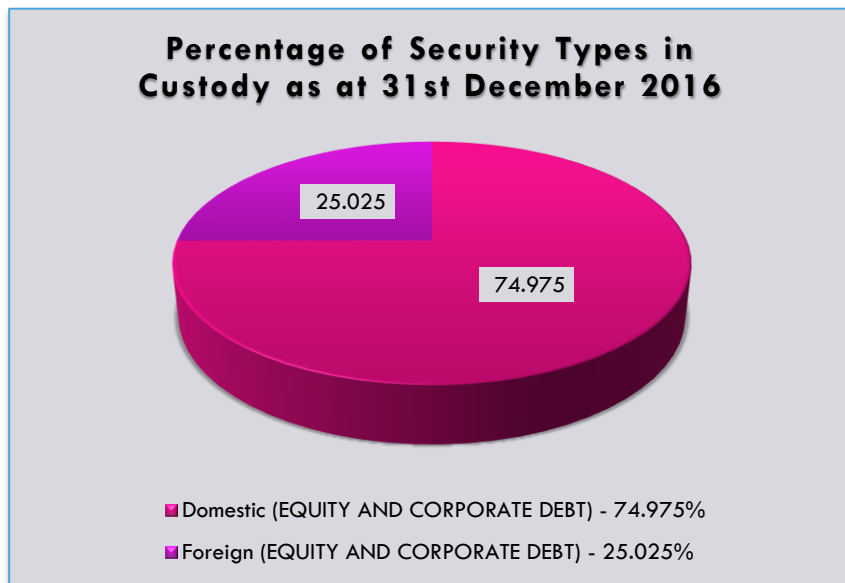


Holdings in CDS as at 31st December 2016

HOLDINGS	Equity	Corporate Debt	Total
Domestic	60,847,561,208	2,837,499,448	63,685,060,656
Foreign	21,239,342,370	17,510,472	21,256,852,842

MARKET VALUE	Equity	Corporate Debt	Total
Domestic	1,801,882,972,383	287,553,865,367	2,089,436,837,750
Foreign	754,603,308,428	1,769,843,194	756,373,151,622

	Quantity	Market Value(LKR)
Equity	82,086,903,578	2,556,486,280,811
Debentures	2,855,009,920	289,323,708,560



De-Mat Percentages of Securities

DE-MAT PERCENTAGE FOR EQUITY 95%

DE-MAT PERCENTAGE FOR CORPORATE DEBT 99%

Corporate Actions and New Listings – December 2016

ESOPs	Commercial Bank of Ceylon PLC (1)	COMB.N0000
	Hatton National Bank PLC (2)	HNB.N0000 HNB.X0000
Warrant Conversion	John Keells Holding PLC (1)	JKH.W0023
Share Swap	Distilleries Company of Sri Lanka PLC & Melstacorp Limited (1)	DIST.N0000 & MELS.N0000
Introduction	Melstacorp Limited (1)	MELS.N0000