

# INFOLINE

Central Depository Systems (Pvt) Ltd.  
Sri Lanka

**November 2016**



Central Depository Systems (Pvt) Limited

**Operational Highlights of  
Central Depository Systems (Pvt) Ltd.  
of Sri Lanka (CDS)**

(A fully owned subsidiary of Colombo Stock Exchange)

Tel: 2356456 Fax: 2440396

E-mail: [cgs@cse.lk](mailto:cds@cse.lk)

Website: [www.cds.lk](http://www.cds.lk)

## Operational Highlights

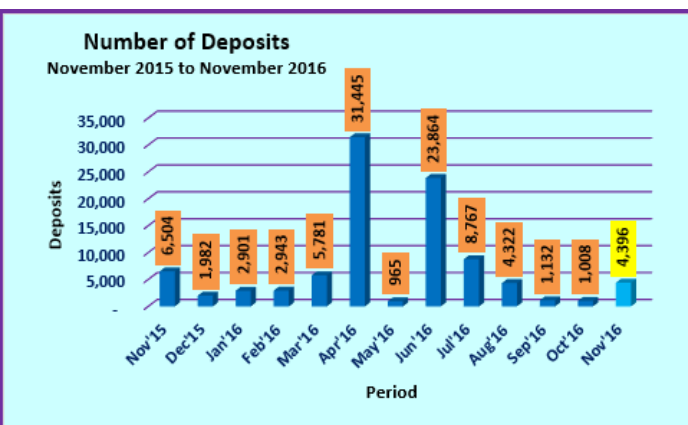
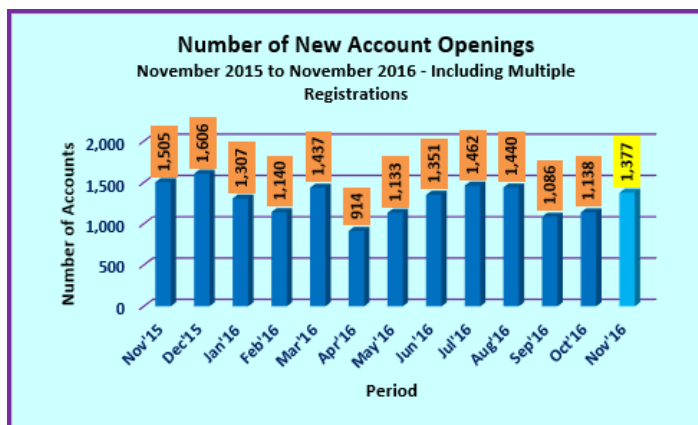
Major Operations	Nov-16	Oct-16	Sep-16	Aug-16	Jul-16	Jun-16	Nov-15
New Accounts (No.)	1,377	1,138	1,086	1,440	1,462	1,351	1,505
Deposits (No.)	4,396	1,008	1,132	4,322	8,767	23,864	6,504
Withdrawals (No.)	0	0	2	0	1	0	4
Transfers (No.)	3,574	2,542	2,479	2,184	1,869	2,739	2,442
Trades (No.) - Equity	54,791	76,149	112,244	133,176	103,124	81,370	87,992
Trades (No.)-Closed End Funds	17	69	66	83	81	62	36
Market Days (No.)	21	21	20	22	19	22	19
Listed Companies (No.)	294	295	295	295	294	294	294
Participants (No.)	51	51	51	51	51	51	52

❖ Deposits in October 2016 include 3,758 direct deposits made due to Subdivisions, Right Issues, Initial public Offers and Capitalization of Reserves.

### Comparative analysis on monthly basis

	Nov 16	Oct 16	Sep 16	Aug 16	Jul 16
New Accounts (No.)	21.00	4.79	-24.58	-1.50	8.22
Deposits (No.)	336.11	-10.95	-73.81	-50.70	-63.26
Trades (No.) - Equity	-28.05	-32.16	-15.72	29.14	26.73

	2016	2015
<b>CUMALATIVE</b>		
<b>JAN-NOV</b>		
New Accounts (No.)	13,785	26,012
Deposits (No.)	87,524	95,482
Withdrawals (No.)	16	20
Transfers (No.)	25,112	25,939
Trades (No.) - Equity	1,013,141	1,444,817
Trades (No.)-Closed End Funds	890	591



eServices Enrollment	As at 30th Nov 2016	Nov-16	As at 31st Oct 2016
SMS	9,964	288	9,676
e-Statements	14,503	1,454	13,049

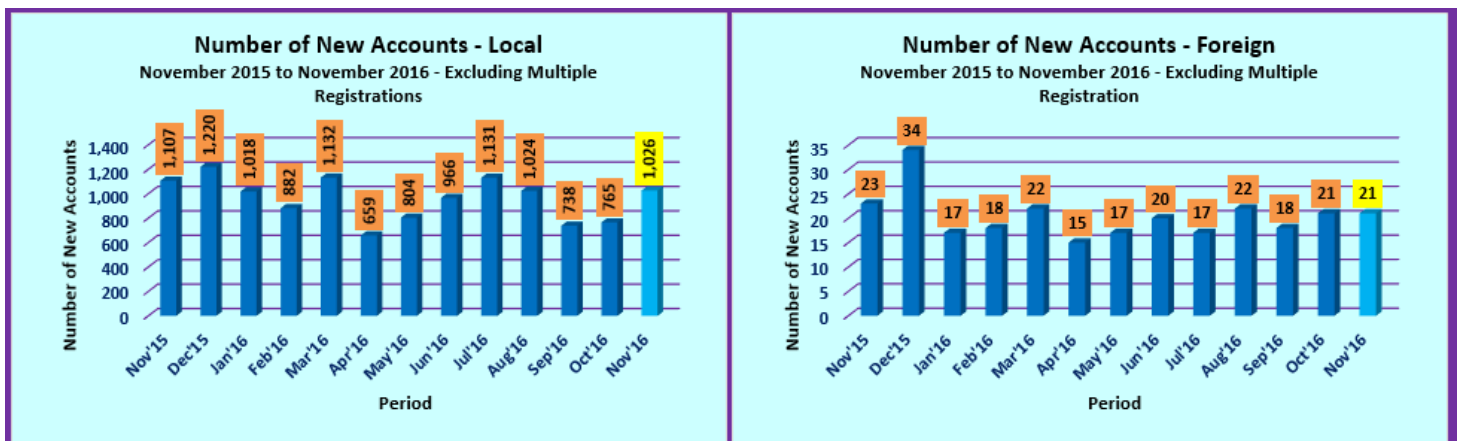
## Number of CDS Accounts by Investor Category

### De-Mat Accounts in CDS

	Nov-16	Oct-16	Sep-16	Aug-16	Jul-16	Jun-16	Nov-15
Local Individuals (No.)	591,628	590,630	589,890	589,171	588,172	587,059	580,601
Foreign Individuals (No.)	4,557	4,557	4,546	4,540	4,536	4,531	4,478
Local Companies (No.)	9,374	9,346	9,321	9,302	9,277	9,259	9,036
Foreign Companies (No.)	5,036	5,015	5,005	4,993	4,975	4,963	4,873
Total Excluding Multiple Registrations	610,595	609,548	608,762	608,006	606,960	605,812	598,988
Total De-Mat Accounts Including Multiple Registrations	800,746	799,369	798,231	797,146	795,707	794,245	785,357

### De-Mat Account Categories as a Percentage against Total Registrations Excluding Multiple Registrations (%)

	Nov-16	Oct-16	Sep-16	Aug-16	Jul-16	Jun-16	Nov-15
Local Individuals (No.)	96.89	96.90	96.90	96.90	96.90	96.90	96.93
Foreign Individuals (No.)	0.75	0.75	0.75	0.75	0.75	0.75	0.75
Local Companies (No.)	1.54	1.53	1.53	1.53	1.53	1.53	1.51
Foreign Companies (No.)	0.82	0.82	0.82	0.82	0.82	0.82	0.81
Total Excluding Multiple Registrations	100.00	100.00	100.00	100.00	100.00	100.00	100.00



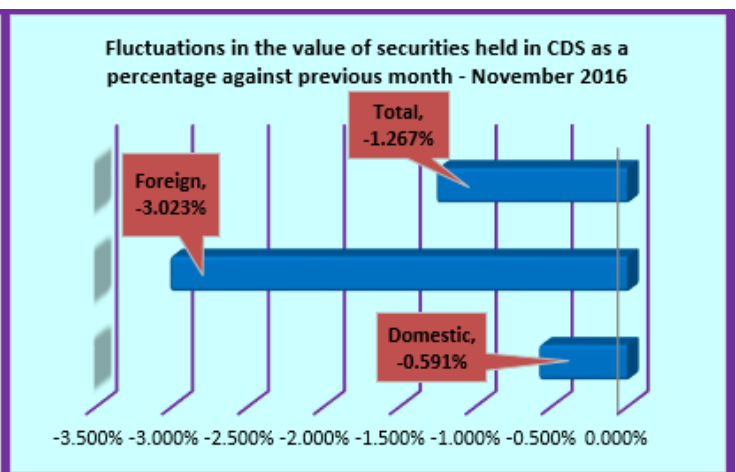
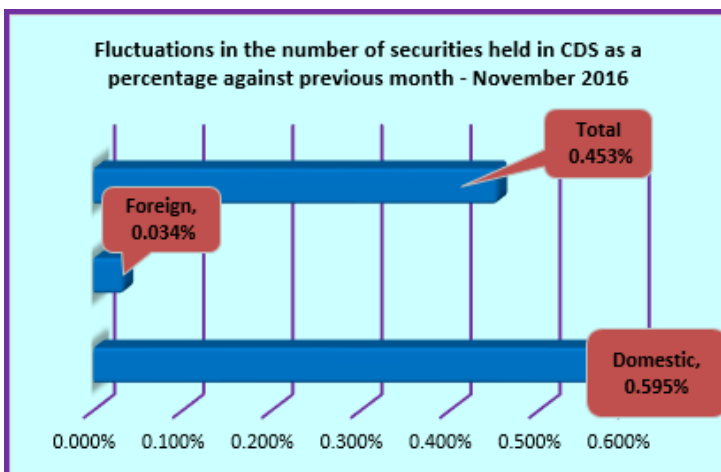
## Value & Quantity of the Securities held in the CDS

Securities Held in Custody (Nos.)	Nov-16	Oct-16	Sep-16	Aug-16	Nov-15
Domestic	62,856,413,470	62,484,936,436	62,390,138,168	62,451,348,343	60,356,835,785
Foreign	21,045,870,106	21,038,776,710	21,139,600,765	21,075,814,726	20,444,873,755
<b>Total</b>	<b>83,902,283,576</b>	<b>83,523,713,146</b>	<b>83,529,738,933</b>	<b>83,527,163,069</b>	<b>80,801,709,540</b>

Comparative Analysis on Fluctuations(Change)	Nov-16	Oct-16	Sep-16
Domestic	0.595%	0.152%	-0.098%
Foreign	0.034%	-0.477%	0.303%
<b>Total</b>	<b>0.453%</b>	<b>-0.007%</b>	<b>0.003%</b>

Securities Held in Custody (Rs.)	Nov-16	Oct-16	Sep-16	Aug-16	Nov-15
Domestic	2,010,850,506,992	2,022,810,943,796	2,058,464,260,203	2,056,899,999,709	2,112,573,511,477
Foreign	754,506,016,324	778,022,230,588	794,816,230,472	791,116,459,672	824,538,292,922
<b>Total</b>	<b>2,765,356,523,316</b>	<b>2,800,833,174,384</b>	<b>2,853,280,490,675</b>	<b>2,848,016,459,382</b>	<b>2,937,111,804,399</b>

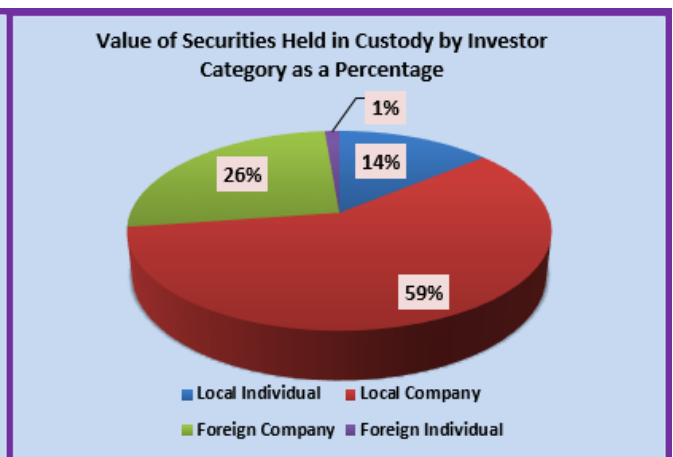
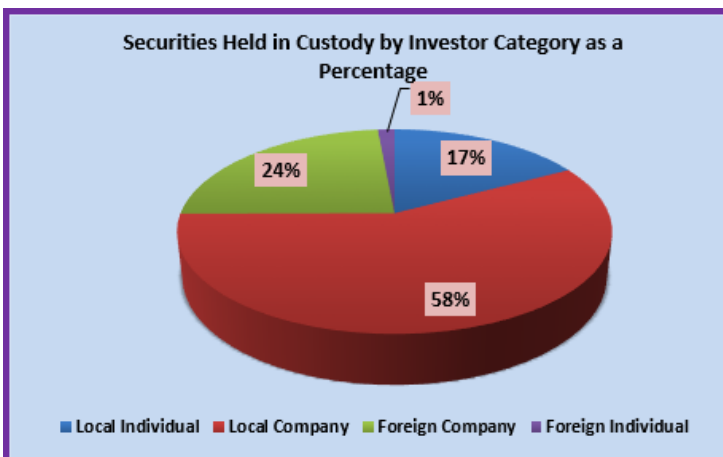
Comparative Analysis on Fluctuations(Change)	Nov-16	Oct-16	Sep-16
Domestic	-0.591%	-1.732%	0.076%
Foreign	-3.023%	-2.113%	0.468%
<b>Total</b>	<b>-1.267%</b>	<b>-1.838%</b>	<b>0.185%</b>



## Value & Quantity of the Securities held in the CDS by Investor Category November 2016

Investor Category	Equity Holding	Corporate Debt Holding	Total Holding
Local Individual	14,215,649,873	188,998,891	14,404,648,764
Local Company	45,743,300,349	2,708,464,357	48,451,764,706
Foreign Company	19,780,012,582	16,577,133	19,796,589,715
Foreign Individual	1,245,852,052	3,428,339	1,249,280,391
<b>Total</b>	<b>80,984,814,856</b>	<b>2,917,468,720</b>	<b>83,902,283,576</b>

Investor Category	Equity Value	Corporate Debt Value	Total Value
Local Individual	367,797,727,428.70	19,180,678,676.07	386,978,406,104.77
Local Company	1,349,312,260,856.40	274,559,840,031.02	1,623,872,100,887.42
Foreign Company	716,477,596,176.10	1,670,430,141.33	718,148,026,317.43
Foreign Individual	36,008,031,954.30	349,958,052.44	36,357,990,006.74
<b>Total</b>	<b>2,469,595,616,415.50</b>	<b>295,760,906,900.86</b>	<b>2,765,356,523,316.36</b>

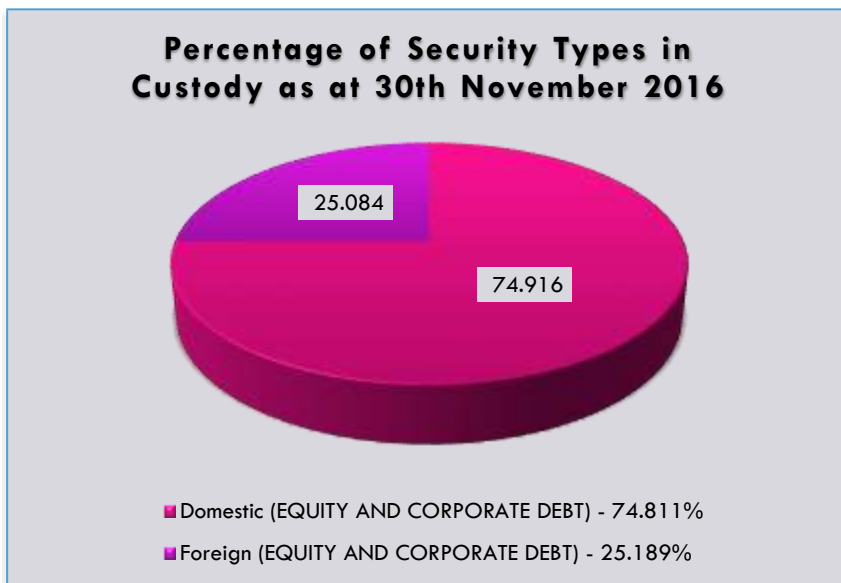
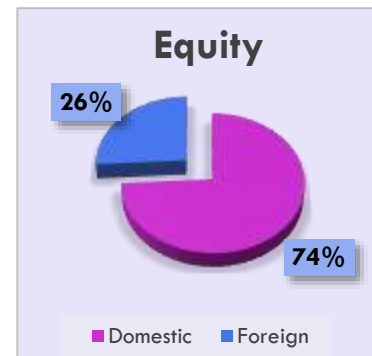


## Holdings in CDS as at 30<sup>th</sup> November 2016

HOLDINGS	Equity	Corporate Debt	Total
Domestic	59,958,950,222	2,897,463,248	62,856,413,470
Foreign	21,025,864,634	20,005,472	21,045,870,106

MARKET VALUE	Equity	Corporate Debt	Total
Domestic	1,717,109,988,285	293,740,518,707	2,010,850,506,992
Foreign	752,485,628,130	2,020,388,194	754,506,016,324

	Quantity	Market Value(LKR)
Equity	80,984,814,856	2,469,595,616,416
Debentures	2,917,468,720	295,760,906,901



### De-Mat Percentages of Securities

DE-MAT PERCENTAGE FOR EQUITY	95%
DE-MAT PERCENTAGE FOR CORPORATE DEBT	99%

<b>Corporate Actions and New Listings – November 2016</b>		
<b>ESOPs</b>	Commercial Bank of Ceylon PLC (4)	COMB.N0000
	Hemas Holdings PLC (1)	HHL.N0000
	Hatton National Bank PLC (1)	HNB.N0000 HNB.X0000
<b>Debt IPOs</b>	Commercial Bank of Ceylon PLC (2)	COMB.D0396 COMB.D0397
	Hatton National Bank PLC (2)	HNB.D0398 HNB.D0399
	Nations Trust Bank PLC (3)	NTB.D0400 NTB.D0401 NTB.D0402
	DFCC Bank PLC (2)	DFCC.D0403 DFCC.D0404
	Senkadagala Finance PLC (5)	SFCL.D0405 SFCL.D0406 SFCL.D0407 SFCL.D0408 SFCL.D0409
	People's Leasing & Finance PLC (3)	PLC.D0410 PLC.D0411 PLC.D0412
	<b>Sub-Division</b>	Alliance Finance Company PLC (1)
<b>Capitalization of Reserves</b>	Alliance Finance Company PLC (1)	ALLI.N0000
<b>Private Placement</b>	Abans Finance PLC (1)	AFSL.N0000