

INFOLINE

Central Depository Systems (Pvt) Ltd.
Sri Lanka

October 2016



Central Depository Systems (Pvt) Limited

**Operational Highlights of
Central Depository Systems (Pvt) Ltd.
of Sri Lanka (CDS)**

(A fully owned subsidiary of Colombo Stock Exchange)

Tel: 2356456 Fax: 2440396

E-mail: cds@cse.lk

Website: www.cds.lk

Operational Highlights

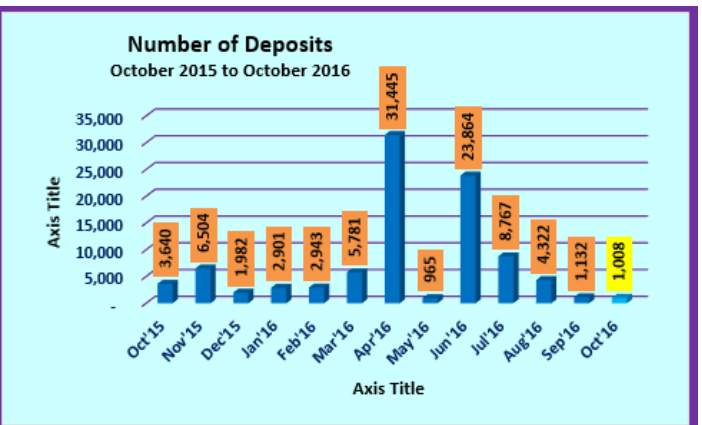
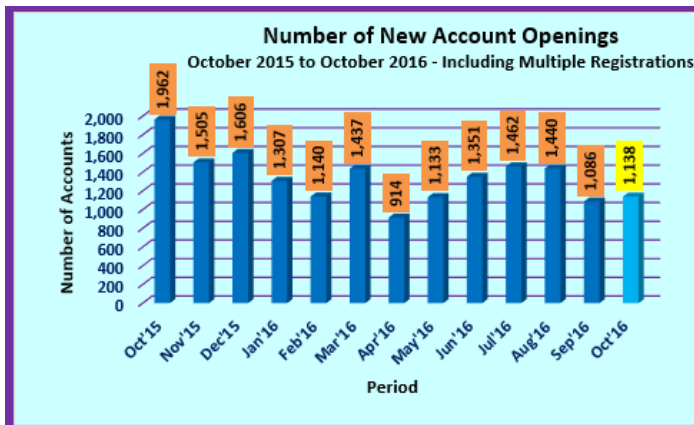
Major Operations	Oct-16	Sep-16	Aug-16	Jul-16	Jun-16	May-16	Oct-15
New Accounts (No.)	1,138	1,086	1,440	1,462	1,351	1,133	1,962
Deposits (No.)	1,008	1,132	4,322	8,767	23,864	965	3,640
Withdrawals (No.)	0	2	0	1	0	6	3
Transfers (No.)	2,542	2,479	2,184	1,869	2,739	2,388	3,046
Trades (No.) - Equity	76,149	112,244	133,176	103,124	81,370	109,940	142,128
Trades (No.)-Closed End Funds	69	66	83	81	62	92	74
Market Days (No.)	21	20	22	19	22	20	21
Listed Companies (No.)	295	295	295	294	294	294	294
Participants (No.)	51	51	51	51	51	52	52

❖ Deposits in October 2016 include 573 direct deposits made due to Subdivisions, Right Issues, Initial public Offers and Capitalization of Reserves.

Comparative analysis on monthly basis

	Oct 16	Sep 16	Aug 16	Jul 16	Jun 16
New Accounts (No.)	4.79	-24.58	-1.50	8.22	19.24
Deposits (No.)	-10.95	-73.81	-50.70	-63.26	2,372.95
Trades (No.) - Equity	-32.16	-15.72	29.14	26.73	-25.99

	2016	2015
	CUMALATIVE	
	JAN-OCT	
New Accounts (No.)	12,408	24,507
Deposits (No.)	83,128	88,978
Withdrawals (No.)	16	16
Transfers (No.)	21,538	23,497
Trades (No.) - Equity	958,350	1,356,825
Trades (No.)-Closed End Funds	873	555



eServices Enrollment	As at 31 st Oct 2016	Oct-16	As at 30 th Sep 2016
SMS	9,676	128	9,548
e-Statements	13,049	592	12,457

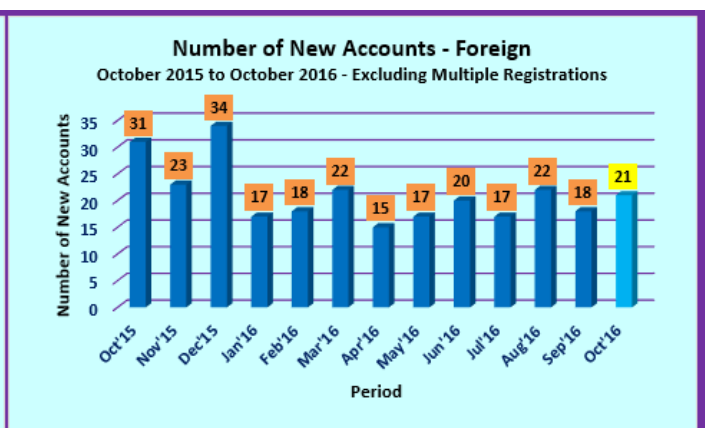
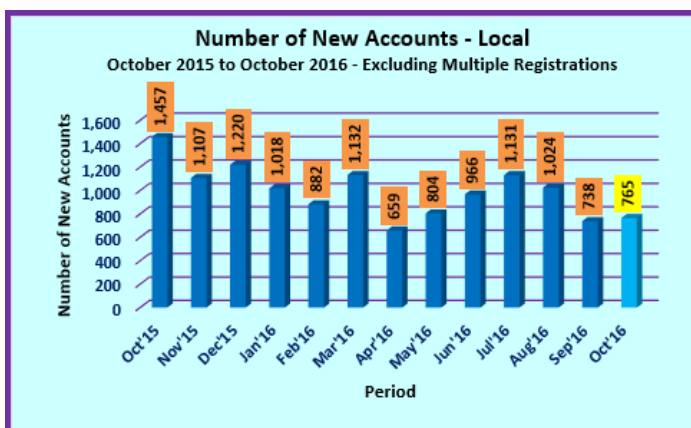
Number of CDS Accounts by Investor Category

De-Mat Accounts in CDS

	Oct-16	Sep-16	Aug-16	Jul-16	Jun-16	May-16	Oct-15
Local Individuals (No.)	590,630	589,890	589,171	588,172	587,059	586,134	579,535
Foreign Individuals (No.)	4,557	4,546	4,540	4,536	4,531	4,524	4,473
Local Companies (No.)	9,346	9,321	9,302	9,277	9,259	9,218	8,995
Foreign Companies (No.)	5,015	5,005	4,993	4,975	4,963	4,950	4,855
Total Excluding Multiple Registrations	609,548	608,762	608,006	606,960	605,812	604,826	597,858
Total De-Mat Accounts Including Multiple Registrations	799,369	798,231	797,146	795,707	794,245	792,894	783,852

De-Mat Account Categories as a Percentage against Total Registrations Excluding Multiple Registrations (%)

	Oct-16	Sep-16	Aug-16	Jul-16	Jun-16	May-16	Oct-15
Local Individuals (No.)	96.90	96.90	96.90	96.90	96.90	96.91	96.94
Foreign Individuals (No.)	0.75	0.75	0.75	0.75	0.75	0.75	0.75
Local Companies (No.)	1.53	1.53	1.53	1.53	1.53	1.52	1.50
Foreign Companies (No.)	0.82	0.82	0.82	0.82	0.82	0.82	0.81
Total Excluding Multiple Registrations	100.00	100.00	100.00	100.00	100.00	100.00	100.00



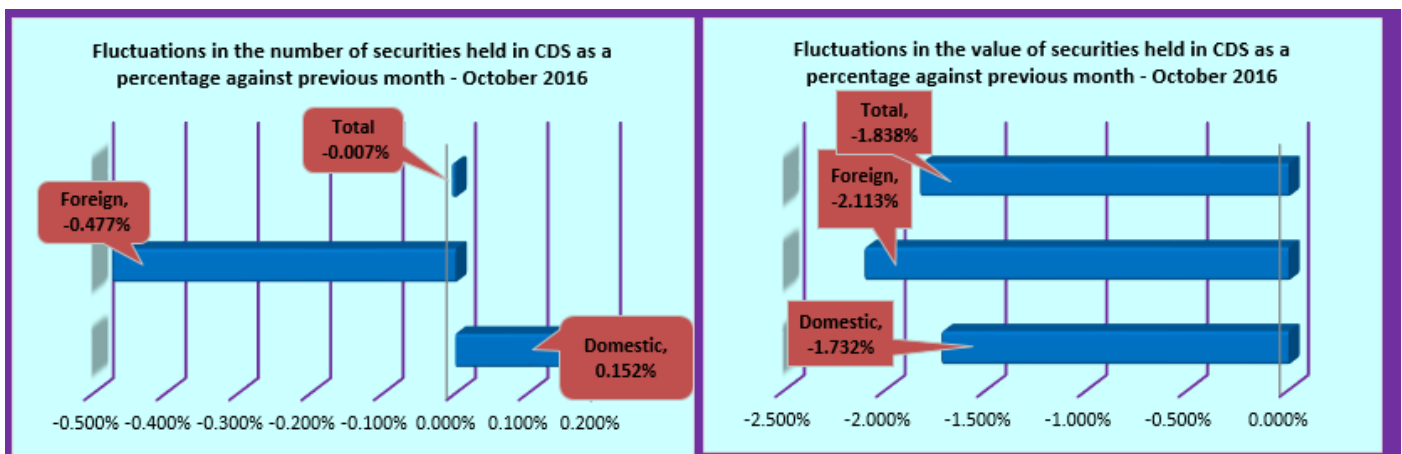
Value & Quantity of the Securities held in the CDS

Securities Held in Custody (Nos.)	Oct-16	Sep-16	Aug-16	Jul-16	Oct-15
Domestic	62,484,936,436	62,390,138,168	62,451,348,343	61,828,366,045	59,923,549,633
Foreign	21,038,776,710	21,139,600,765	21,075,814,726	21,071,772,510	20,417,623,689
Total	83,523,713,146	83,529,738,933	83,527,163,069	82,900,138,555	80,341,173,322

Comparative Analysis on Fluctuations(Change)	Oct-16	Sep-16	Aug-16
Domestic	0.152%	-0.098%	1.008%
Foreign	-0.477%	0.303%	0.019%
Total	-0.007%	0.003%	0.756%

Securities Held in Custody (Rs.)	Oct-16	Sep-16	Aug-16	Jul-16	Oct-15
Domestic	2,022,810,943,796	2,058,464,260,203	2,056,899,999,709	2,012,941,251,919	2,129,593,822,482
Foreign	778,022,230,588	794,816,230,472	791,116,459,672	769,570,626,687	831,225,808,440
Total	2,800,833,174,384	2,853,280,490,675	2,848,016,459,382	2,782,511,878,606	2,960,819,630,922

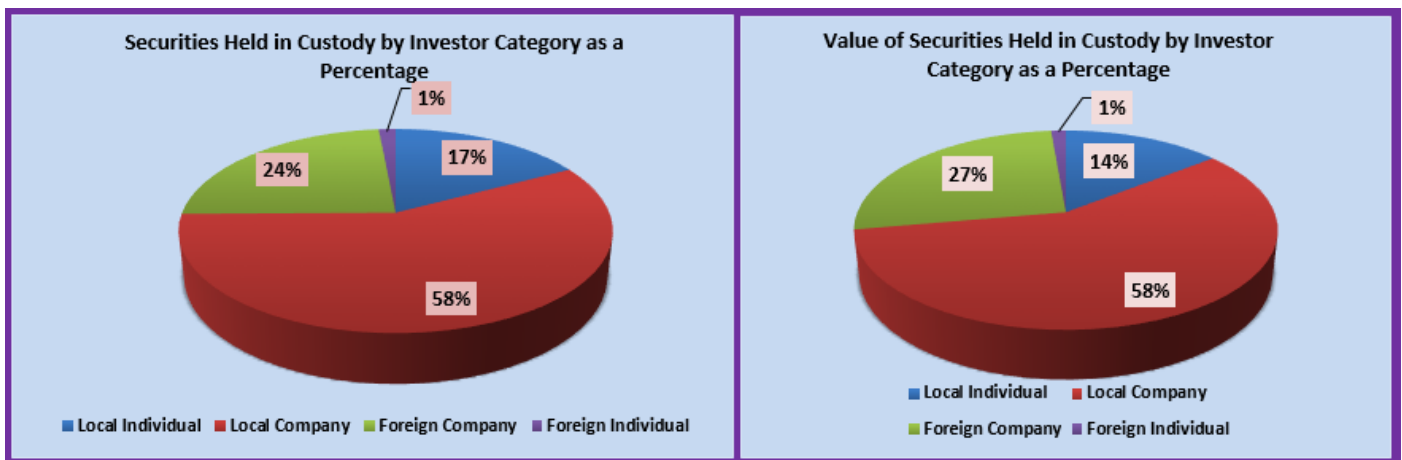
Comparative Analysis on Fluctuations(Change)	Oct-16	Sep-16	Aug-16
Domestic	-1.732%	0.076%	2.184%
Foreign	-2.113%	0.468%	2.800%
Total	-1.838%	0.185%	2.354%



Value & Quantity of the Securities held in the CDS by Investor Category October 2016

Investor Category	Equity Holding	Corporate Debt Holding	Total Holding
Local Individual	14,171,241,705	177,612,891	14,348,854,596
Local Company	45,775,892,483	2,360,189,357	48,136,081,840
Foreign Company	19,772,571,268	16,577,133	19,789,148,401
Foreign Individual	1,246,538,970	3,089,339	1,249,628,309
Total	80,966,244,426	2,557,468,720	83,523,713,146

Investor Category	Equity Value	Corporate Debt Value	Total Value
Local Individual	383,159,109,906.40	18,041,628,676.07	401,200,738,582.47
Local Company	1,381,877,415,182.50	239,732,790,031.02	1,621,610,205,213.52
Foreign Company	738,839,057,079.50	1,670,430,141.33	740,509,487,220.83
Foreign Individual	37,196,685,314.80	316,058,052.44	37,512,743,367.24
Total	2,541,072,267,483.20	259,760,906,900.86	2,800,833,174,384.06

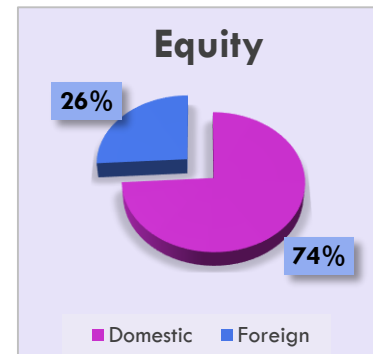
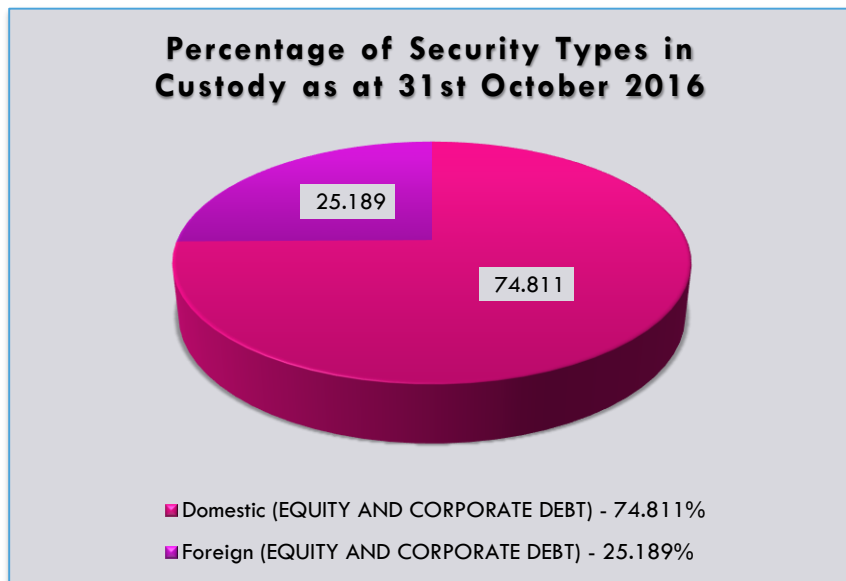


Holdings in CDS as at 31st October 2016

HOLDINGS	Equity	Corporate Debt	Total
Domestic	59,947,134,188	2,537,802,248	62,484,936,436
Foreign	21,019,110,238	19,666,472	21,038,776,710

MARKET VALUE	Equity	Corporate Debt	Total
Domestic	1,765,036,525,089	257,774,418,707	2,022,810,943,796
Foreign	776,035,742,394	1,986,488,194	778,022,230,588

	Quantity	Market Value(LKR)
Equity	80,966,244,426	2,541,072,267,483
Debentures	2,557,468,720	259,760,906,901



De-Mat Percentages of Securities

DE-MAT PERCENTAGE FOR EQUITY	95%
DE-MAT PERCENTAGE FOR CORPORATE DEBT	99%

Corporate Actions and New Listings – October 2016

ESOPs	Commercial Bank of Ceylon PLC (4)	COMB.N0000
	Hemas Holdings PLC (1)	HHL.N0000