

INFOLINE

Central Depository Systems (Pvt) Ltd.
Sri Lanka

September 2016



Central Depository Systems (Pvt) Limited

**Operational Highlights of
Central Depository Systems (Pvt) Ltd.
of Sri Lanka (CDS)**

(A fully owned subsidiary of Colombo Stock Exchange)

Tel: 2356456 Fax: 2440396

E-mail: cds@cse.lk

Website: www.cds.lk

Operational Highlights

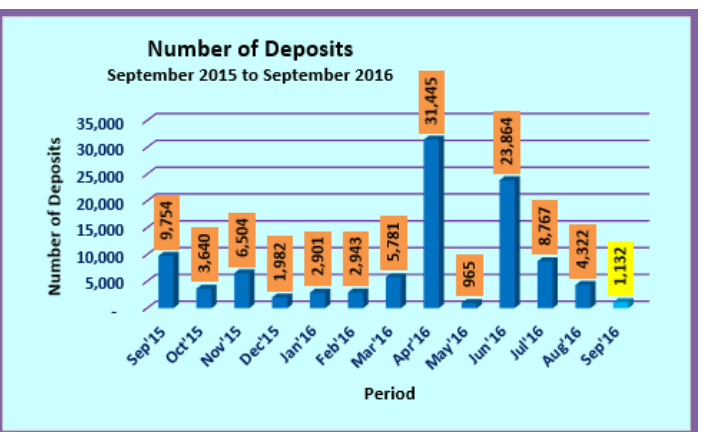
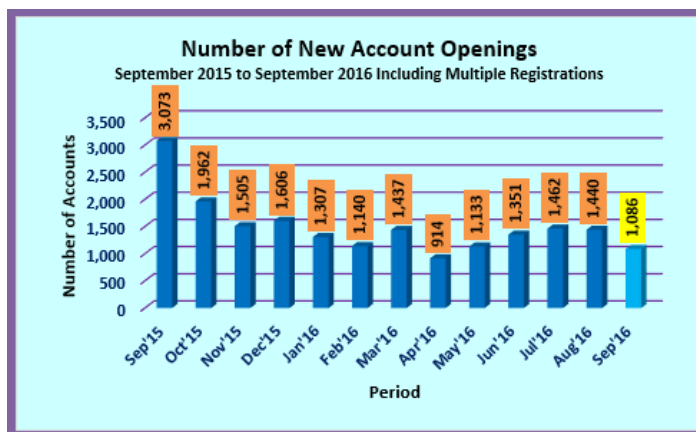
Major Operations	Sep-16	Aug-16	Jul-16	Jun-16	May-16	Apr-16	Sep-15
New Accounts (No.)	1,086	1,440	1,462	1,351	1,133	914	3,073
Deposits (No.)	1,132	4,322	8,767	23,864	965	31,445	9,754
Withdrawals (No.)	2	0	1	0	6	3	7
Transfers (No.)	2,479	2,184	1,869	2,739	2,388	1,803	3,329
Trades (No.) - Equity	112,244	133,176	103,124	81,370	109,940	106,605	120,118
Trades (No.)-Closed End Funds	66	83	81	62	92	147	24
Market Days (No.)	20	22	19	22	20	18	21
Listed Companies (No.)	295	295	294	294	294	294	296
Participants (No.)	51	51	51	51	52	52	51

❖ Deposits in September 2016 include 648 direct deposits made due to Subdivisions, Right Issues, Initial public Offers and Capitalization of Reserves.

Comparative analysis on monthly basis

	Sep 16	Aug 16	Jul 16	Jun 16	May 16
New Accounts (No.)	-24.58	-1.50	8.22	19.24	23.96
Deposits (No.)	-73.81	-50.70	-63.26	2,372.95	-96.93
Trades (No.) - Equity	-15.72	29.14	26.73	-25.99	3.13

	2016	2015
	CUMALATIVE	
	JAN-SEP	
New Accounts (No.)	11,270	22,545
Deposits (No.)	82,120	85,338
Withdrawals (No.)	16	13
Transfers (No.)	18,996	20,451
Trades (No.) - Equity	882,201	1,214,697
Trades (No.)-Closed End Funds	804	481



eServices Enrollment	As at 30 th Sep 2016	Sep-16	As at 31 st Aug 2016
SMS	9,548	90	9,458
e-Statements	12,457	299	12,158

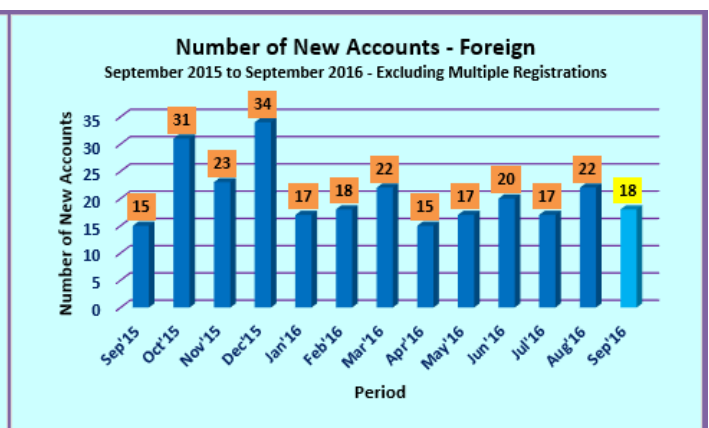
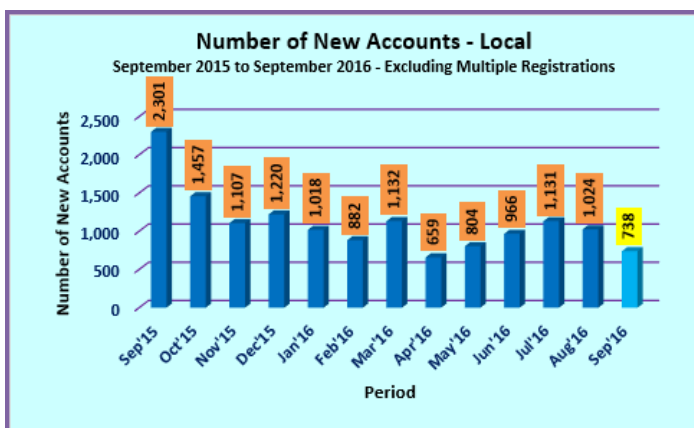
Number of CDS Accounts by Investor Category

De-Mat Accounts in CDS

	Sep-16	Aug-16	Jul-16	Jun-16	May-16	Apr-16	Sep-15
Local Individuals (No.)	589,890	589,171	588,172	587,059	586,134	585,348	578,123
Foreign Individuals (No.)	4,546	4,540	4,536	4,531	4,524	4,515	4,468
Local Companies (No.)	9,321	9,302	9,277	9,259	9,218	9,200	8,950
Foreign Companies (No.)	5,005	4,993	4,975	4,963	4,950	4,942	4,829
Total Excluding Multiple Registrations	608,762	608,006	606,960	605,812	604,826	604,005	596,370
Total De-Mat Accounts Including Multiple Registrations	798,231	797,146	795,707	794,245	792,894	791,761	781,889

De-Mat Account Categories as a Percentage against Total Registrations Excluding Multiple Registrations (%)

	Sep-16	Aug-16	Jul-16	Jun-16	May-16	Apr-16	Sep-15
Local Individuals (No.)	96.90	96.90	96.90	96.90	96.91	96.91	96.94
Foreign Individuals (No.)	0.75	0.75	0.75	0.75	0.75	0.75	0.75
Local Companies (No.)	1.53	1.53	1.53	1.53	1.52	1.52	1.50
Foreign Companies (No.)	0.82	0.82	0.82	0.82	0.82	0.82	0.81
Total Excluding Multiple Registrations	100.00	100.00	100.00	100.00	100.00	100.00	100.00



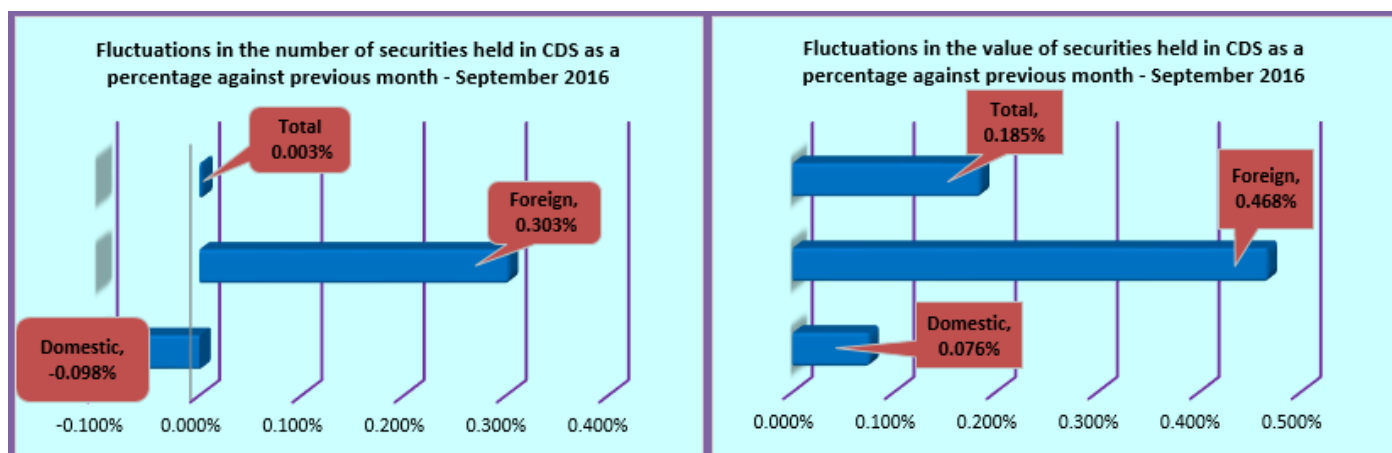
Value & Quantity of the Securities held in the CDS

Securities Held in Custody (Nos.)	Sep-16	Aug-16	Jul-16	Jun-16	Sep-15
Domestic	62,390,138,168	62,451,348,343	61,828,366,045	61,631,807,705	59,700,781,044
Foreign	21,139,600,765	21,075,814,726	21,071,772,510	21,033,855,149	20,304,420,151
Total	83,529,738,933	83,527,163,069	82,900,138,555	82,665,662,854	80,005,201,195

Comparative Analysis on Fluctuations(Change)	Sep-16	Aug-16	Jul-16
Domestic	-0.098%	1.008%	0.319%
Foreign	0.303%	0.019%	0.180%
Total	0.003%	0.756%	0.284%

Securities Held in Custody (Rs.)	Sep-16	Aug-16	Jul-16	Jun-16	Sep-15
Domestic	2,058,464,260,203	2,056,899,999,709	2,012,941,251,919	1,961,175,806,670	2,121,590,746,786
Foreign	794,816,230,472	791,116,459,672	769,570,626,687	752,254,689,529	835,792,489,231
Total	2,853,280,490,675	2,848,016,459,382	2,782,511,878,606	2,713,430,496,200	2,957,383,236,017

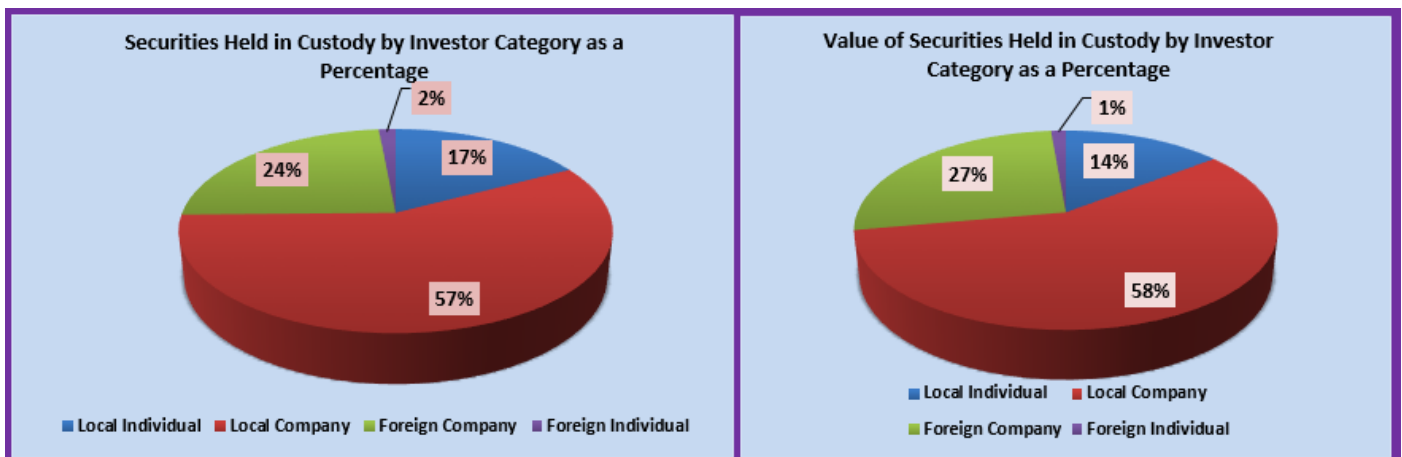
Comparative Analysis on Fluctuations(Change)	Sep-16	Aug-16	Jul-16
Domestic	0.076%	2.184%	2.640%
Foreign	0.468%	2.800%	2.302%
Total	0.185%	2.354%	2.546%



Value & Quantity of the Securities held in the CDS by Investor Category September 2016

Investor Category	Equity Holding	Corporate Debt Holding	Total Holding
Local Individual	14,190,357,136	180,883,580	14,371,240,716
Local Company	45,653,196,673	2,365,700,779	48,018,897,452
Foreign Company	19,873,818,063	16,577,133	19,890,395,196
Foreign Individual	1,246,116,230	3,089,339	1,249,205,569
Total	80,963,488,102	2,566,250,831	83,529,738,933

Investor Category	Equity Value	Corporate Debt Value	Total Value
Local Individual	394,330,273,275.40	18,429,989,245.77	412,760,262,521.17
Local Company	1,405,049,744,262.60	240,654,253,419.16	1,645,703,997,681.76
Foreign Company	754,683,240,687.10	1,687,930,141.33	756,371,170,828.43
Foreign Individual	38,127,262,041.00	317,797,602.14	38,445,059,643.14
Total	2,592,190,520,266.10	261,089,970,408.40	2,853,280,490,674.50

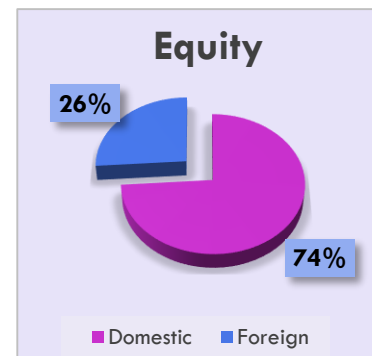
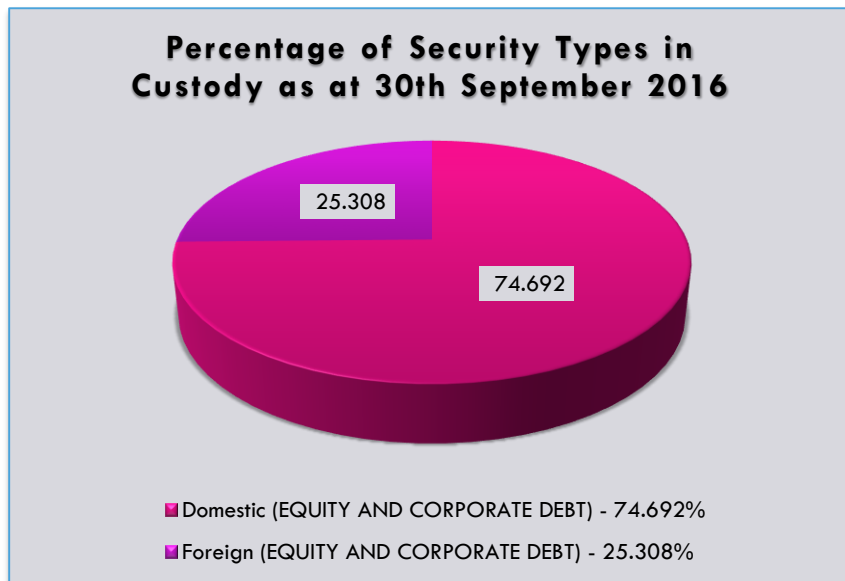


Holdings in CDS as at 30th September 2016

HOLDINGS	Equity	Corporate Debt	Total
Domestic	59,843,553,809	2,546,584,359	62,390,138,168
Foreign	21,119,934,293	19,666,472	21,139,600,765

MARKET VALUE	Equity	Corporate Debt	Total
Domestic	1,799,380,017,538	259,084,242,665	2,058,464,260,203
Foreign	792,810,502,728	2,005,727,743	794,816,230,472

	Quantity	Market Value(LKR)
Equity	80,963,488,102	2,592,190,520,266
Debentures	2,566,250,831	261,089,970,408



De-Mat Percentages of Securities

DE-MAT PERCENTAGE FOR EQUITY 95%

DE-MAT PERCENTAGE FOR CORPORATE DEBT 99%

Corporate Actions and New Listings – September 2016

ESOPs	Hatton National Bank PLC (6)	HNB.N0000 (3)
		HNB.X0000 (3)
	Commercial Bank of Ceylon PLC (4)	COMB.N0000
	NDB Bank PLC (1)	NDB.N0000
Debt IPOs	Siyapatha Finance Limited (3)	SLFL.D0394
		SLFL.D0395