



Central Depository Systems (Pvt) Limited

# INFOLINE March 2017



## Operational Highlights of Central Depository Systems (Pvt) Ltd. of Sri Lanka (CDS)

(A fully owned subsidiary of Colombo Stock Exchange)

Tel: 2356456 Fax: 2440396

E-mail: [cgs@cse.lk](mailto:cds@cse.lk)

Website: [www.cds.lk](http://www.cds.lk)

## Operational Highlights

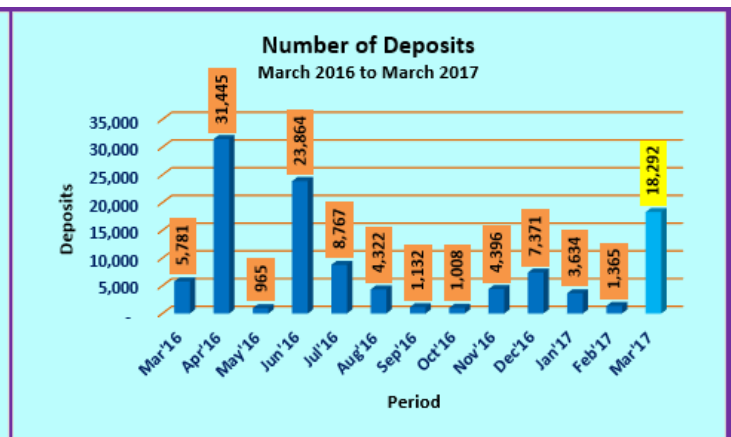
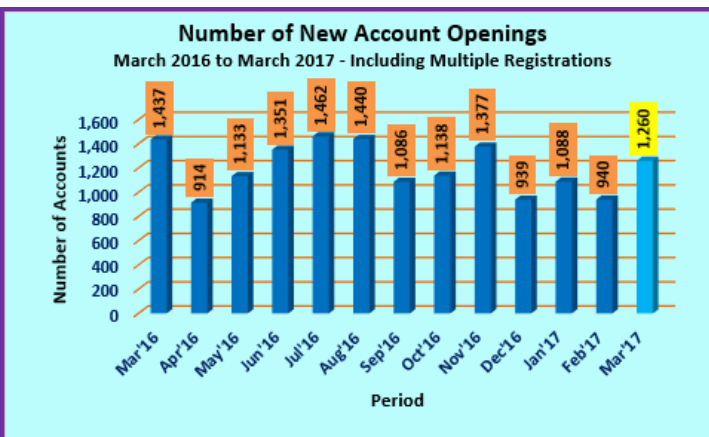
Major Operations	Mar-17	Feb-17	Jan-17	Dec-16	Nov-16	Oct-16	Mar-16
New Accounts (No.)	1,260	940	1,088	939	1,377	1,138	1,437
Deposits (No.)	18,292	1,365	3,634	7,371	4,396	1,008	5,781
Withdrawals (No.)	3	1	0	0	0	0	3
Transfers (No.)	2,667	1,451	2,163	1,647	3,574	2,542	2,351
Trades (No.) - Equity	65,508	47,075	50,722	43,708	54,791	76,149	83,010
Trades (No.)-Closed End Funds	53	29	36	35	17	69	110
Market Days (No.)	23	18	21	19	21	21	20
Listed Companies (No.)	295	295	295	295	294	295	294
Participants (No.)	51	51	51	51	51	51	52

Deposits in March 2017 include 17,797 direct deposits made due to Subdivisions, Right Issues, Initial public Offers and Capitalization of Reserves.

### Comparative analysis on monthly basis

	Mar 17	Feb 17	Jan 17	Dec 16	Nov 16
New Accounts (No.)	34.04	-13.60	15.87	-31.81	21.00
Deposits (No.)	1,240.07	-62.44	-50.70	67.68	336.11
Trades (No.) Equity	39.16	-7.19	16.05	-20.23	-28.05

	2017	2016
	CUMULATIVE	
	JAN-MAR	
New Accounts (No.)	3,288	3,884
Deposits (No.)	23,291	11,625
Withdrawals (No.)	4	4
Transfers (No.)	6,281	5,534
Trades (No.) - Equity	163,305	235,742
Trades (No.)-Closed End Funds	118	273



eServices Enrollment	As at 31 <sup>st</sup> March 2017	Mar-17	As at 28 <sup>th</sup> Feb 2017
SMS	10,388	85	10,303
e-Statements	16,358	497	15,861

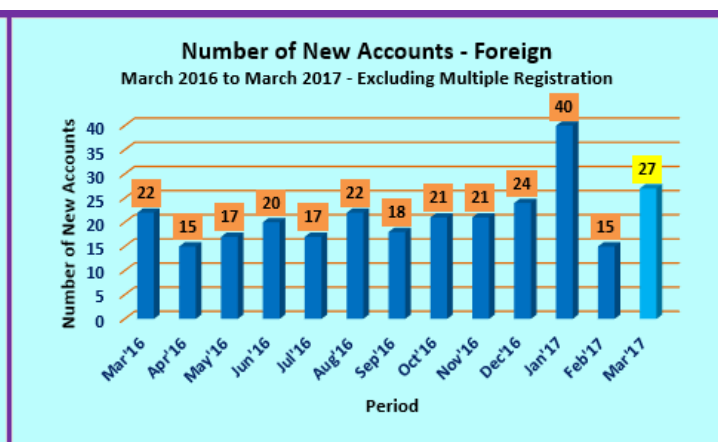
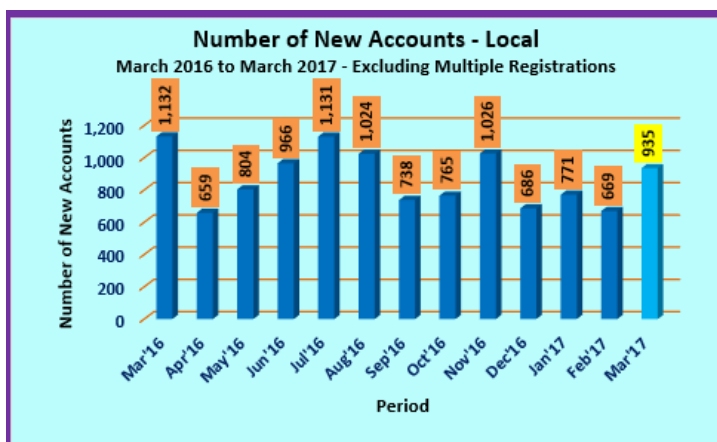
## Number of CDS Accounts by Investor Category

### De-Mat Accounts in CDS

	Mar-17	Feb-17	Jan-17	Dec-16	Nov-16	Oct-16	Mar-16
Local Individuals (No.)	594,586	593,675	593,027	592,286	591,628	590,630	584,717
Foreign Individuals (No.)	4,585	4,578	4,571	4,561	4,557	4,557	4,512
Local Companies (No.)	9,477	9,453	9,432	9,402	9,374	9,346	9,172
Foreign Companies (No.)	5,114	5,094	5,086	5,056	5,036	5,015	4,930
<b>Total Excluding Multiple Registrations</b>	<b>613,762</b>	<b>612,800</b>	<b>612,116</b>	<b>611,305</b>	<b>610,595</b>	<b>609,548</b>	<b>603,331</b>
<b>Total De-Mat Accounts Including Multiple Registrations</b>	<b>804,973</b>	<b>803,713</b>	<b>802,773</b>	<b>801,685</b>	<b>800,746</b>	<b>799,369</b>	<b>790,847</b>

### De-Mat Account Categories as a Percentage against Total Registrations Excluding Multiple Registrations (%)

	Mar-17	Feb-17	Jan-17	Dec-16	Nov-16	Oct-16	Mar-16
Local Individuals (No.)	96.88	96.88	96.88	96.89	96.89	96.90	96.91
Foreign Individuals (No.)	0.75	0.75	0.75	0.75	0.75	0.75	0.75
Local Companies (No.)	1.54	1.54	1.54	1.54	1.54	1.53	1.52
Foreign Companies (No.)	0.83	0.83	0.83	0.83	0.82	0.82	0.82
<b>Total Excluding Multiple Registrations</b>	<b>100.00</b>	<b>100.00</b>	<b>100.00</b>	<b>100.00</b>	<b>100.00</b>	<b>100.00</b>	<b>100.00</b>



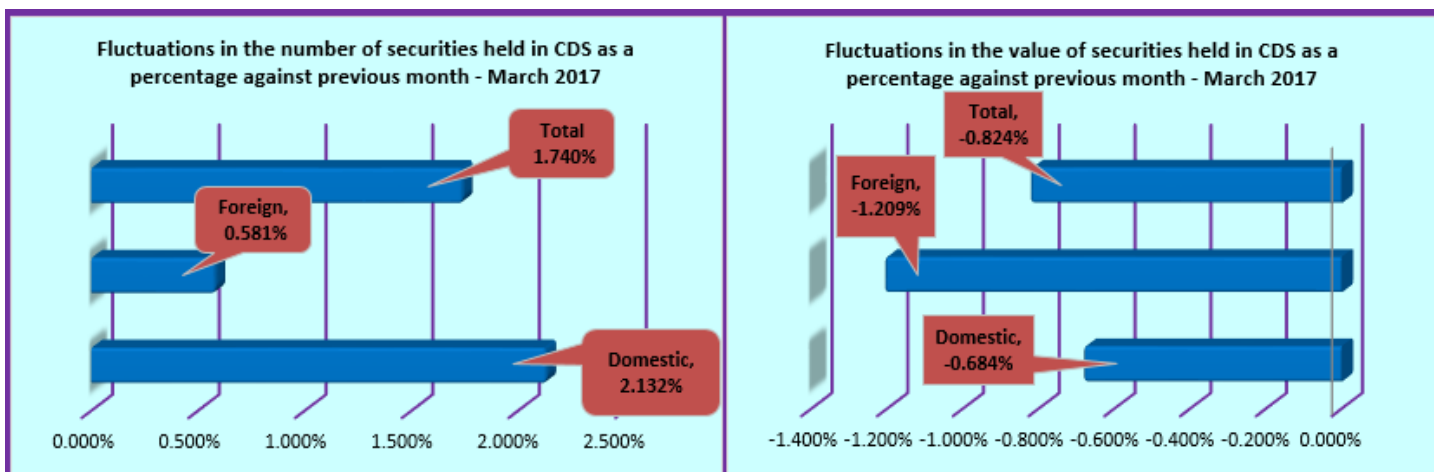
## Value & Quantity of the Securities held in the CDS

Securities Held in Custody (Nos.)	Mar-17	Feb-17	Jan-17	Dec-16	Mar-16
<b>Domestic</b>	65,536,247,168	64,167,953,728	64,255,500,229	63,685,060,656	61,174,212,570
<b>Foreign</b>	21,862,142,572	21,735,836,850	21,578,640,474	21,256,852,842	20,932,459,413
<b>Total</b>	<b>87,398,389,740</b>	<b>85,903,790,578</b>	<b>85,834,140,703</b>	<b>84,941,913,498</b>	<b>82,106,671,983</b>

Comparative Analysis on Fluctuations(Change)	Mar-17	Feb-17	Jan-17
<b>Domestic</b>	2.132%	-0.136%	0.896%
<b>Foreign</b>	0.581%	0.728%	1.514%
<b>Total</b>	<b>1.740%</b>	<b>0.081%</b>	<b>1.050%</b>

Securities Held in Custody (Rs.)	Mar-17	Feb-17	Jan-17	Dec-16	Mar-16
<b>Domestic</b>	2,044,032,220,782	2,058,103,634,697	2,068,843,383,353	2,089,436,837,750	1,888,374,990,398
<b>Foreign</b>	742,738,833,667	751,824,988,725	740,272,104,124	756,373,151,622	725,759,074,780
<b>Total</b>	<b>2,786,771,054,450</b>	<b>2,809,928,623,422</b>	<b>2,809,115,487,477</b>	<b>2,845,809,989,371</b>	<b>2,614,134,065,178</b>

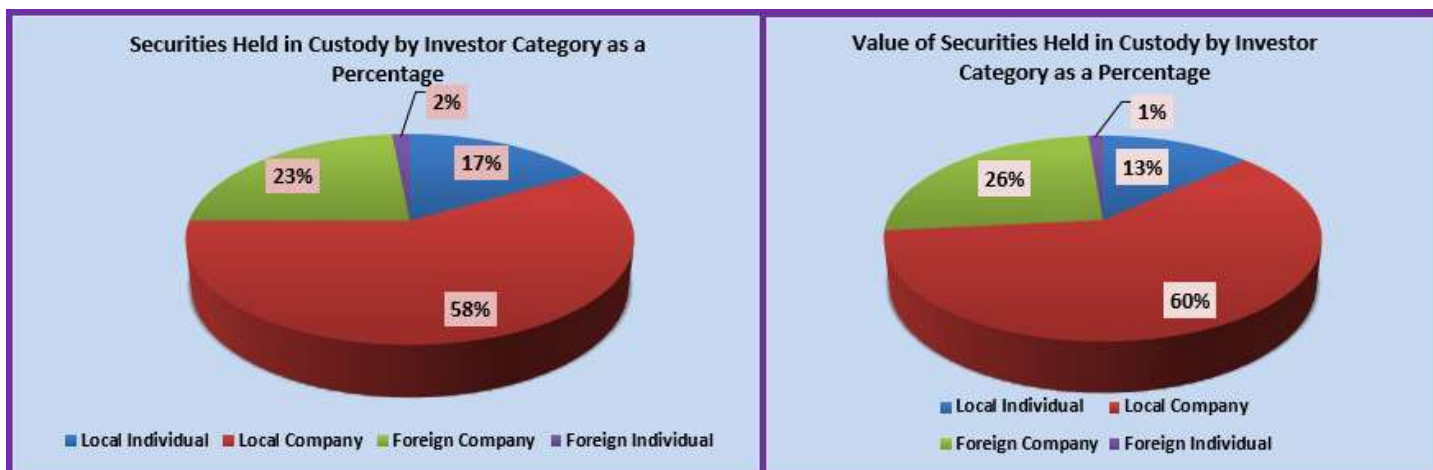
Comparative Analysis on Fluctuations(Change)	Mar-17	Feb-17	Jan-17
<b>Domestic</b>	-0.684%	-0.519%	-0.986%
<b>Foreign</b>	-1.209%	1.561%	-2.129%
<b>Total</b>	<b>-0.824%</b>	<b>0.029%</b>	<b>-1.289%</b>



## Value & Quantity of the Securities held in the CDS by Investor Category as at 31<sup>st</sup> March 2017

Investor Category	Equity Holding	Corporate Debt Holding	Total Holding
Local Individual	14,422,265,236	179,011,029	14,601,276,265
Local Company	48,223,905,584	2,711,065,319	50,934,970,903
Foreign Company	20,501,119,821	14,077,133	20,515,196,954
Foreign Individual	1,343,509,779	3,435,839	1,346,945,618
<b>Total</b>	<b>84,490,800,420</b>	<b>2,907,589,320</b>	<b>87,398,389,740</b>

Investor Category	Equity Value	Corporate Debt Value	Total Value
Local Individual	352,470,376,755.10	17,775,719,164.65	370,246,095,919.75
Local Company	1,401,498,225,158.90	272,287,899,703.54	1,673,786,124,862.44
Foreign Company	705,981,315,292.20	1,423,930,141.33	707,405,245,433.53
Foreign Individual	34,991,903,482.60	341,684,751.34	35,333,588,233.94
<b>Total</b>	<b>2,494,941,820,688.80</b>	<b>291,829,233,760.86</b>	<b>2,786,771,054,449.66</b>

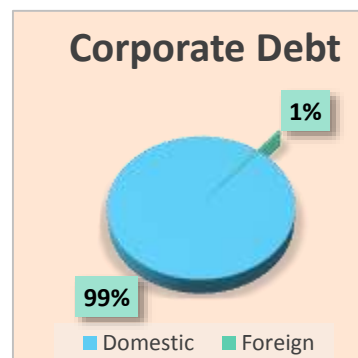
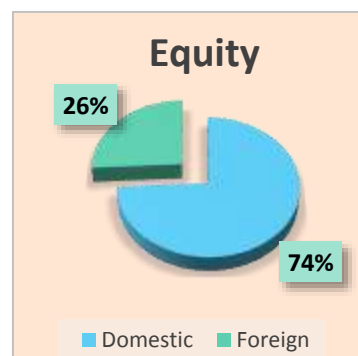
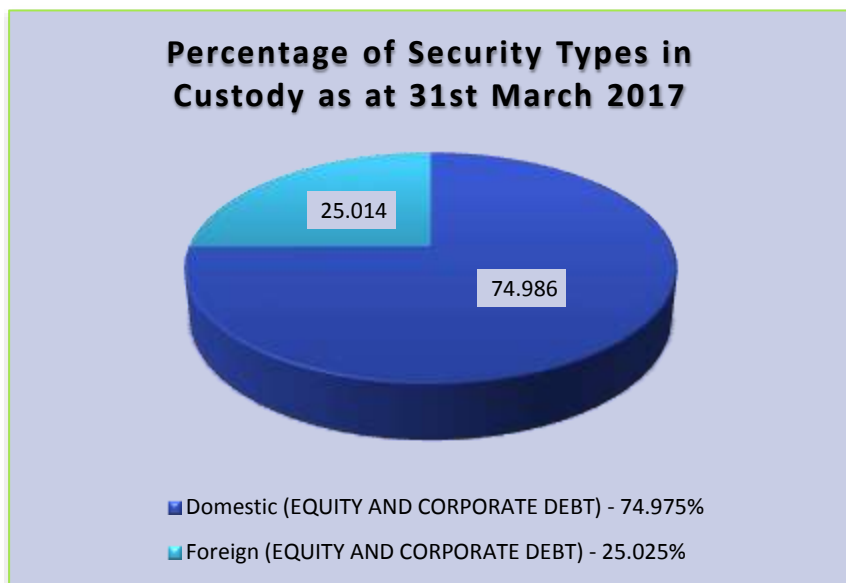


## Holdings in CDS as at 31<sup>st</sup> March 2017

HOLDINGS	Equity	Corporate Debt	Total
Domestic	62,646,170,820	2,890,076,348	65,536,247,168
Foreign	21,844,629,600	17,512,972	21,862,142,572

MARKET VALUE	Equity	Corporate Debt	Total
Domestic	1,753,968,601,914	290,063,618,868.19	2,044,032,220,782.19
Foreign	740,973,218,774.80	1,765,614,892.67	742,738,833,667.47

	Quantity	Market Value(LKR)
Equity	84,490,800,420	2,494,941,820,688.80
Debentures	2,907,589,320	291,829,233,760.86



### De-Mat Percentages of Securities

DE-MAT PERCENTAGE FOR EQUITY 95.2%

DE-MAT PERCENTAGE FOR CORPORATE DEBT 99.6%

## Corporate Actions and New Listings – March 2017

Re-Purchase of Shares	GOOD HOPE PLC (1)	GOOD.N0000
Scrip Dividends	SAMPATH BANK PLC (1)	SAMP.N0000
	NATIONAL DEVELOPMENT BANK PLC (1)	NDB.N0000
Rights Issue	PAN ASIA BANKING CORPORATION PLC (1)	PABC.N0000
ESOPs	COMMERCIAL BANK OF SRI LANKA PLC (3)	COMB.N0000
	HEMAS HOLDINGS PLC (2)	HHL.N0000
	HATTON NATIONAL BANK PLC (2)	HNB.N0000
		HNB.X0000