

# CDS INFOLINE

---

## August 2019

**Operational Highlights of  
Central Depository Systems (Pvt) Ltd  
of Sri Lanka (CDS)**  
(A fully owned subsidiary of Colombo Stock  
Exchange)

**Phone: +94 11 2 356 456**

**Fax: +94 11 2 440 396**

**Email: [cgs@cse.lk](mailto:cds@cse.lk)**

**Website: [www.cds.lk](http://www.cds.lk)**



Central Depository Systems (Pvt) Limited

CONVENIENT : DEDICATED : SECURE

## August 2019 at a Glance

### Value of Securities



Local Individual	<ul style="list-style-type: none"> <li>362,117,365,290.38</li> </ul>
Local Institutional	<ul style="list-style-type: none"> <li>1,782,750,607,778.36</li> </ul>
Foreign Individual	<ul style="list-style-type: none"> <li>42,369,796,083.88</li> </ul>
Foreign Institutional	<ul style="list-style-type: none"> <li>628,497,918,180.3</li> </ul>

### Volume of Securities



Local Individual	<ul style="list-style-type: none"> <li>15,825,955,933</li> </ul>
Local Institutional	<ul style="list-style-type: none"> <li>55,971,798,748</li> </ul>
Foreign Individual	<ul style="list-style-type: none"> <li>2,579,451,157</li> </ul>
Foreign Institutional	<ul style="list-style-type: none"> <li>24,380,473,963</li> </ul>

### Main Operational Stats



Total Number of Deposits	<ul style="list-style-type: none"> <li>12,047</li> </ul>
De-Mat Accounts Opened	<ul style="list-style-type: none"> <li>831</li> </ul>
Transfers	<ul style="list-style-type: none"> <li>1,628</li> </ul>
Total eService Subscriptions (SMS Alerts & e-Statements)	<ul style="list-style-type: none"> <li>637</li> </ul>

### De-Mat Accounts (Excluding multiple)



Local Individual	<ul style="list-style-type: none"> <li>611,474</li> </ul>
Local Institutional	<ul style="list-style-type: none"> <li>10,170</li> </ul>
Foreign Individual	<ul style="list-style-type: none"> <li>4,743</li> </ul>
Foreign Institutional	<ul style="list-style-type: none"> <li>5,545</li> </ul>

## Operational Highlights

Major Operations	Aug-19	Jul-19	Jun-19	May-19	Apr-19	Mar-19	Aug-18
New Accounts (No.)	831	877	607	612	603	922	1,077
Deposits (No.)	*12,047	2,785	3,839	16,140	44,025	18,434	10,080
Withdrawals (No.)	0	1	0	0	1	5	1
Transfers (No.)	1,628	2,612	2,187	1,154	711	1,166	2,056
Trades (No.) - Equity	122,378	158,594	54,926	66,238	52,715	57,216	64,747
Trades (No.)-Closed End Funds	40	41	12	8	33	22	5
Market Days (No.)	20	22	19	21	19	19	22
Listed Companies (No.)	290	290	291	291	296	297	297
Participants (No.)	45	45	45	45	45	45	47

\*Deposits in August 2019 include 11,671 direct deposits made due to Subdivisions, Right Issues, Initial public Offers and Capitalization of Reserves.

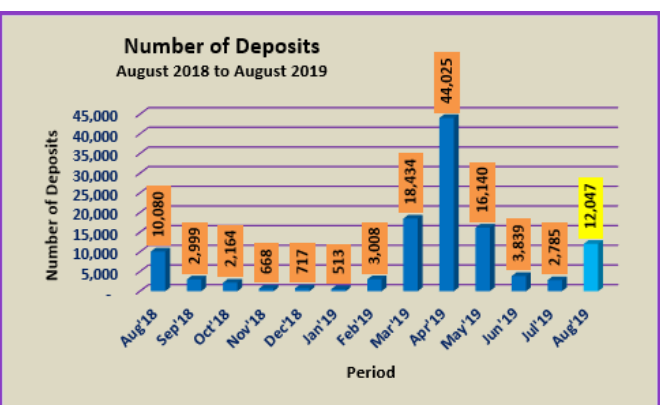
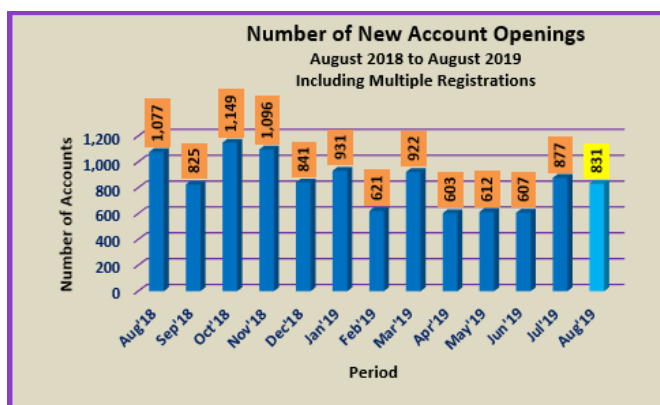
e-Services Enrollment	As at 31 <sup>st</sup> August 2019	August 2019	As at 31 <sup>st</sup> July 2019
SMS	11,650	27	11,623
e-Statements	32,663	610	32,053

## Annual Comparison

	2019	2018
CUMULATIVE		
JAN-AUG		
	2019	2018
New Accounts (No.)	6,004	7,356
Deposits (No.)	100,791	112,641
Withdrawals (No.)	7	6
Transfers (No.)	13,913	18,879
Trades (No.) - Equity	650,326	610,512
Trades (No.)-Closed End Funds	171	238

Comparative analysis on monthly basis as a percentage

	Aug 19	Jul 19	Jun 19	May 19	Apr 19
New Accounts (No.)	-5.25	44.48	-0.82	1.49	-34.60
Deposits (No.)	332.57	-27.46	-76.21	-63.34	138.82
Trades (No.) - Equity	-22.84	188.74	-17.08	25.65	-7.87

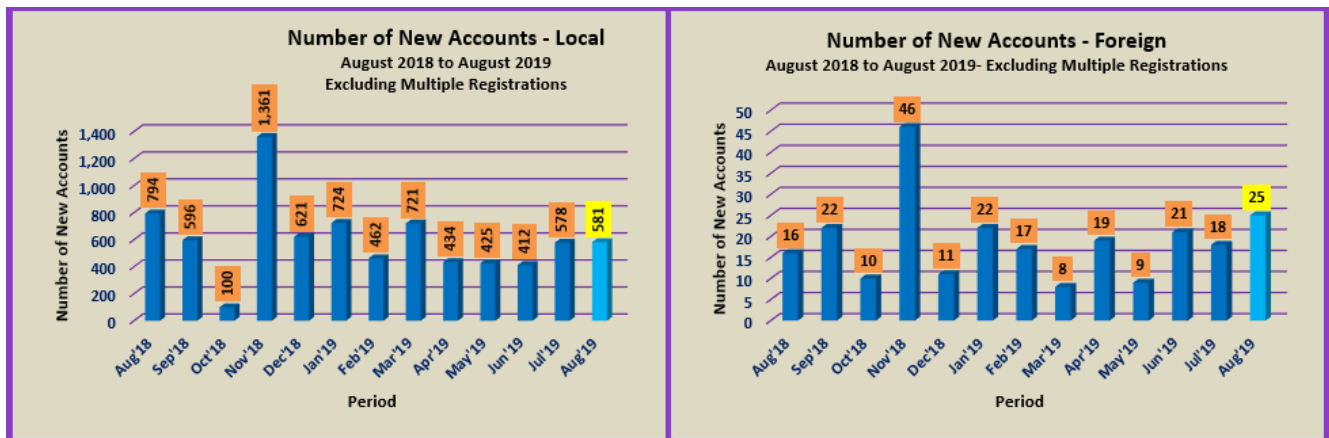


### Number of CDS Accounts by Investor Category

	Aug-19	Jul-19	Jun-19	May-19	Apr-19	Mar-19	Aug-18
<b>Local Individuals (No.)</b>	611,474	610,930	610,378	609,982	609,575	609,159	604,735
<b>Foreign Individuals (No.)</b>	4,743	4,736	4,729	4,724	4,721	4,712	4,679
<b>Local Companies (No.)</b>	10,170	10,133	10,107	10,091	10,073	10,055	9,894
<b>Foreign Companies (No.)</b>	5,545	5,527	5,516	5,500	5,494	5,484	5,381
<b>Total Excluding Multiple Registrations</b>	631,932	631,326	630,730	630,297	629,863	629,410	624,689
<b>Total De-Mat Accounts Including Multiple Registrations</b>	830,720	829,889	829,012	828,405	827,793	827,190	820,805

### De-Mat Account Categories as a Percentage against Total Registrations Excluding Multiple Registrations (%)

	Aug-19	Jul-19	Jun-19	May-19	Apr-19	Mar-19	Aug-18
<b>Local Individuals (No.)</b>	96.76	96.77	96.77	96.78	96.78	96.78	96.81
<b>Foreign Individuals (No.)</b>	0.75	0.75	0.75	0.75	0.75	0.75	0.75
<b>Local Companies (No.)</b>	1.61	1.61	1.60	1.60	1.60	1.60	1.58
<b>Foreign Companies (No.)</b>	0.88	0.88	0.87	0.87	0.87	0.87	0.86
<b>Total Excluding Multiple Registrations</b>	100.00	100.00	100.00	100.00	100.00	100.00	100.00



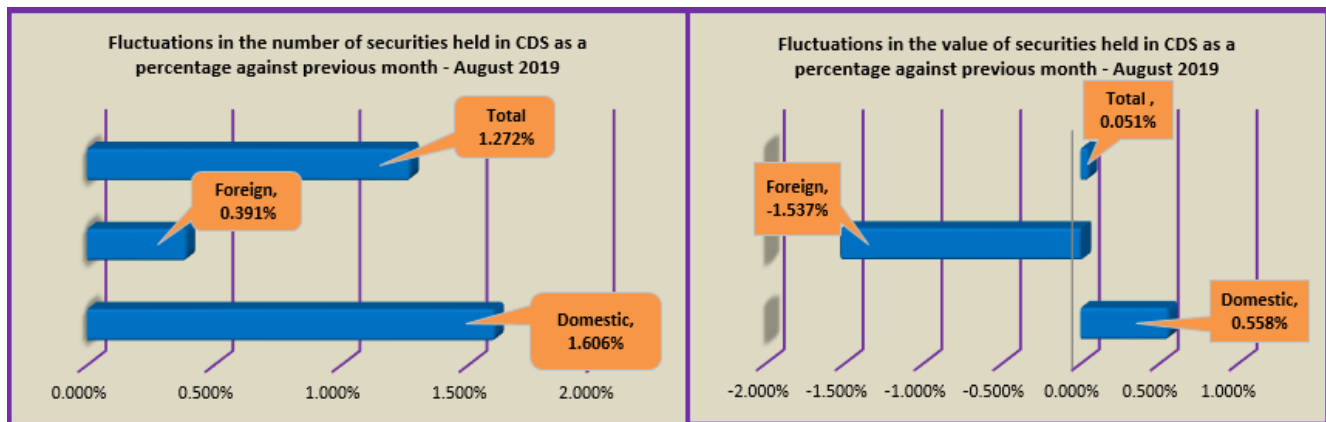
### Value & Quantity of the Securities held in the CDS

Securities Held in Custody (Nos.)	Aug-19	Jul-19	Jun-19	May-19	Aug-18
Domestic	71,797,754,681	70,662,662,543	73,493,839,234	73,432,243,154	73,469,398,871
Foreign	26,959,925,120	26,854,902,891	24,190,096,454	24,195,923,556	24,115,822,938
<b>Total</b>	<b>98,757,679,801</b>	<b>97,517,565,434</b>	<b>97,683,935,688</b>	<b>97,628,166,710</b>	<b>97,585,221,809</b>

Comparative Analysis on Fluctuations (Change)	Aug-19	Jul-19	Jun-19
Domestic	1.606%	-3.852%	0.084%
Foreign	0.391%	11.016%	-0.024%
<b>Total</b>	<b>1.272%</b>	<b>-0.170%</b>	<b>0.057%</b>

Securities Held in Custody (Rs.)	Aug-19	Jul-19	Jun-19	May-19	Aug-18
Domestic	2,144,867,973,069	2,132,960,519,857	1,947,720,407,517	1,911,719,347,089	2,148,043,646,970
Foreign	670,867,714,264	681,338,433,032	603,765,207,892	602,309,770,503	729,202,018,920
<b>Total</b>	<b>2,815,735,687,333</b>	<b>2,814,298,952,889</b>	<b>2,551,485,615,409</b>	<b>2,514,029,117,592</b>	<b>2,877,245,665,890</b>

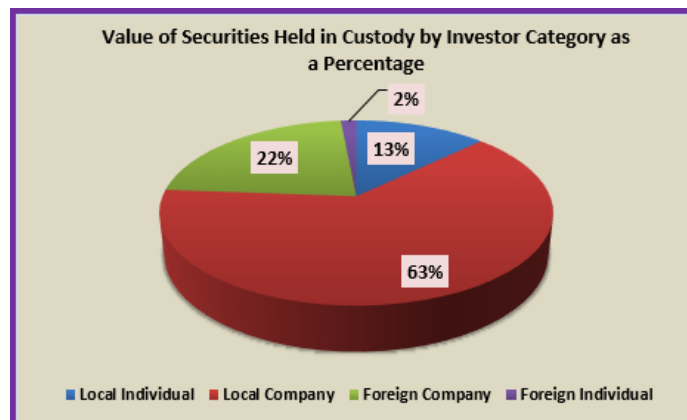
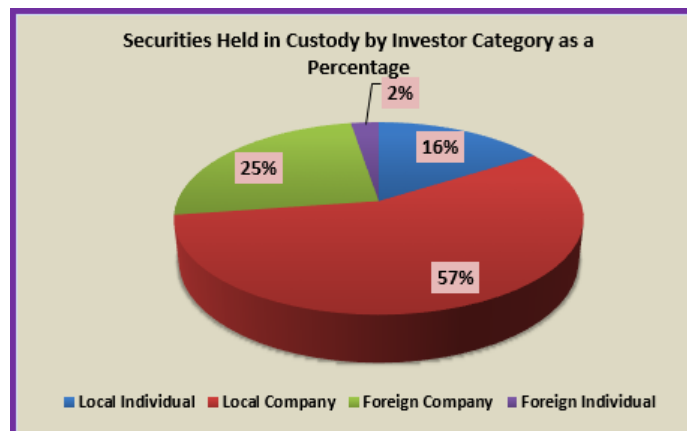
Comparative Analysis on Fluctuations (Change)	Aug-19	Jul-19	Jun-19
Domestic	0.558%	9.511%	1.883%
Foreign	-1.537%	12.848%	0.242%
<b>Total</b>	<b>0.051%</b>	<b>10.300%</b>	<b>1.490%</b>



## Value & Quantity of the Securities held in the CDS by Investor Category August 2019

Investor Category	Equity Holding	Corporate Debt Holding	Total Holding
Local Individual	15,618,405,242	207,550,691	15,825,955,933
Local Company	53,149,596,291	2,822,202,457	55,971,798,748
Foreign Company	24,371,271,363	9,202,600	24,380,473,963
Foreign Individual	2,576,560,544	2,890,613	2,579,451,157
<b>Total</b>	<b>95,715,833,440</b>	<b>3,041,846,361</b>	<b>98,757,679,801</b>

Investor Category	Equity Value	Corporate Debt Value	Total Value
Local Individual	342,299,780,801.10	19,817,584,489.28	362,117,365,290.38
Local Company	1,505,750,679,136.10	276,999,928,642.26	1,782,750,607,778.36
Foreign Company	627,605,594,490.30	892,323,690.00	628,497,918,180.30
Foreign Individual	42,104,937,683.00	264,858,400.88	42,369,796,083.88
<b>Total</b>	<b>2,517,760,992,110.50</b>	<b>297,974,695,222.42</b>	<b>2,815,735,687,332.92</b>

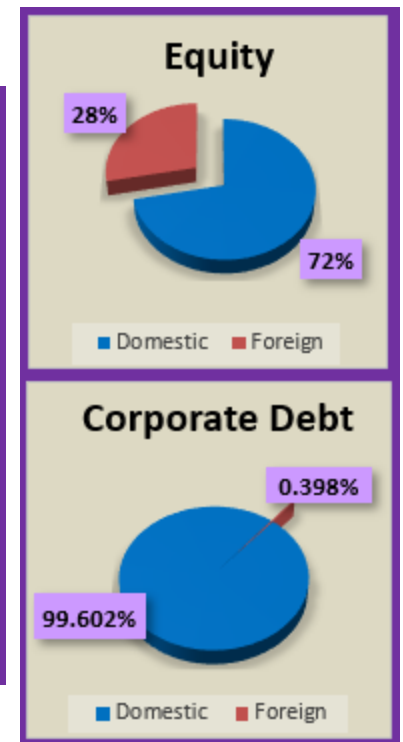
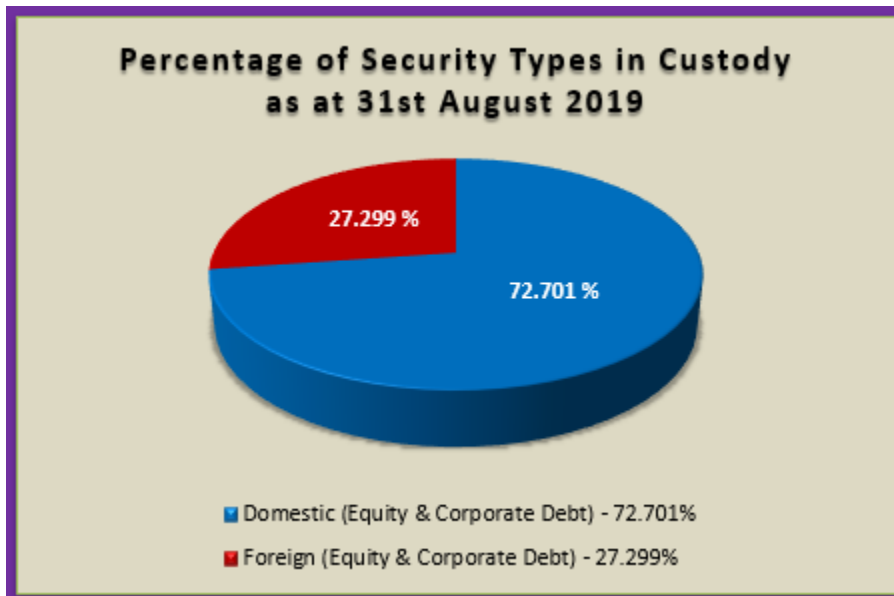


### Holdings in CDS as at 31<sup>st</sup> August 2019

Holdings	Equity	Corporate Debt	Total
Domestic	68,768,001,533	3,029,753,148	71,797,754,681
Foreign	26,947,831,907	12,093,213	26,959,925,120

Market Value	Equity	Corporate Debt	Total
Domestic	1,848,050,459,937.20	296,817,513,131.54	2,144,867,973,068.74
Foreign	669,710,532,173.30	1,157,182,090.88	670,867,714,264.18

	Quantity	Market Value (LKR)
Equity	95,715,833,440	2,517,760,992,110.50
Debentures	3,041,846,361	297,974,695,222.42



#### De-Mat Percentages of Securities

DE-MAT PERCENTAGE FOR EQUITY	97.1%
DE-MAT PERCENTAGE FOR CORPORATE DEBT	99.8%

**Corporate Actions and New Listings Completed in August 2019**

<b>Scrip Dividend</b>	People's Leasing & Finance PLC	PLC.N0000
	Watawala Plantations PLC	WATA.N0000
<b>Debt IPO</b>	Siyapatha Finance PLC	SLFL.D0463
<b>Rights Issues</b>	Cargo Boat Development Company PLC	CABO.N0000