

CDS INFOLINE

December 2019

**Operational Highlights of
Central Depository Systems (Pvt) Ltd
of Sri Lanka (CDS)**
(A fully owned subsidiary of Colombo Stock
Exchange)

Phone: +94 11 2 356 456

Fax: +94 11 2 440 396

Email: [cgs@cse.lk](mailto:cds@cse.lk)

Website: www.cds.lk



Central Depository Systems (Pvt) Limited

CONVENIENT : DEDICATED : SECURE

December 2019 at a Glance


 Value of Securities

Local Individual	<ul style="list-style-type: none"> 394,892,974,096.00
Local Institutional	<ul style="list-style-type: none"> 1,852,390,803,827.58
Foreign Individual	<ul style="list-style-type: none"> 44,057,656,997.60
Foreign Institutional	<ul style="list-style-type: none"> 648,811,272,592.60


 Volume of Securities

Local Individual	<ul style="list-style-type: none"> 15,957,862,740
Local Institutional	<ul style="list-style-type: none"> 56,379,469,346
Foreign Individual	<ul style="list-style-type: none"> 2,572,563,359
Foreign Institutional	<ul style="list-style-type: none"> 24,297,393,264


 Main Operational Stats

Total Number of Deposits	<ul style="list-style-type: none"> 6,893
De-Mat Accounts Opened	<ul style="list-style-type: none"> 1,268
Transfers	<ul style="list-style-type: none"> 4,647
Total eService Subscriptions (SMS Alerts & e-Statements)	<ul style="list-style-type: none"> 831


 De-Mat Accounts
 (Excluding multiple)

Local Individual	<ul style="list-style-type: none"> 613,904
Local Institutional	<ul style="list-style-type: none"> 10,322
Foreign Individual	<ul style="list-style-type: none"> 4,765
Foreign Institutional	<ul style="list-style-type: none"> 5,586

Operational Highlights

Major Operations	Dec-19	Nov-19	Oct-19	Sep-19	Aug-19	Jul-19	Dec-18
New Accounts (No.)	1,268	1,229	1,120	719	831	877	841
Deposits (No.)	*6,893	2,856	16,716	2,574	12,047	2,785	717
Withdrawals (No.)	0	0	1	1	0	1	0
Transfers (No.)	4,647	4,426	3,475	1,736	1,628	2,612	1,881
Trades (No.) - Equity	112,415	183,313	155,223	95,928	122,378	158,594	58,560
Trades (No.)-Closed End Funds	17	30	17	41	40	41	28
Market Days (No.)	20	19	23	20	20	22	20
Listed Companies (No.)	289	289	290	290	290	290	297
Participants (No.)	44	44	45	45	45	45	45

*Deposits in December 2019 include 6,507 direct deposits made due to Subdivisions, Right Issues, Initial public Offers and Capitalization of Reserves.

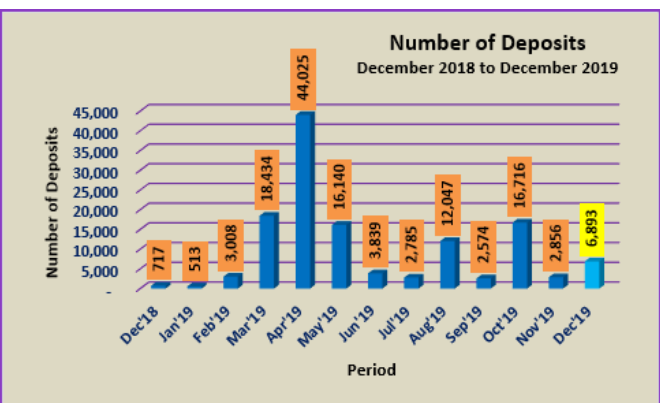
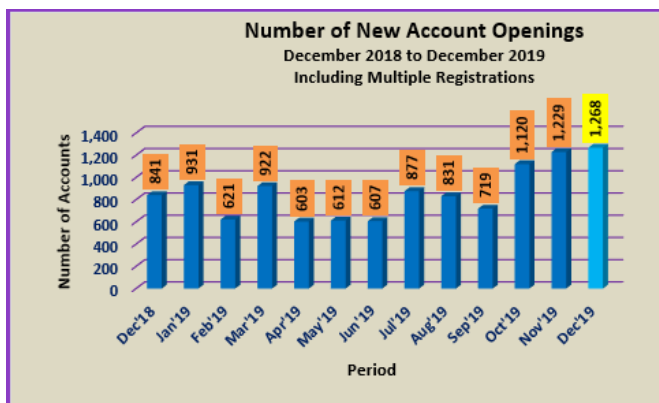
e-Services Enrollment	As at 31 st Dec 2019	Dec 2019	As at 31 st Nov 2019
SMS	11,866	81	11,785
e-Statements	35,409	750	34,659

Annual Comparison

	2019	2018
CUMULATIVE		
JAN-DEC		
	2019	2018
New Accounts (No.)	10,340	11,267
Deposits (No.)	129,830	119,189
Withdrawals (No.)	9	17
Transfers (No.)	28,197	27,135
Trades (No.) - Equity	1,197,205	885,657
Trades (No.)-Closed End Funds	276	327

Comparative analysis on monthly basis as a percentage

	Dec 19	Nov 19	Oct 19	Sep 19	Aug 19
New Accounts (No.)	3.17	9.73	55.77	-13.48	-5.25
Deposits (No.)	141.35	-82.91	549.42	-78.63	332.57
Trades (No.) - Equity	-38.68	18.10	61.81	-21.61	-22.84

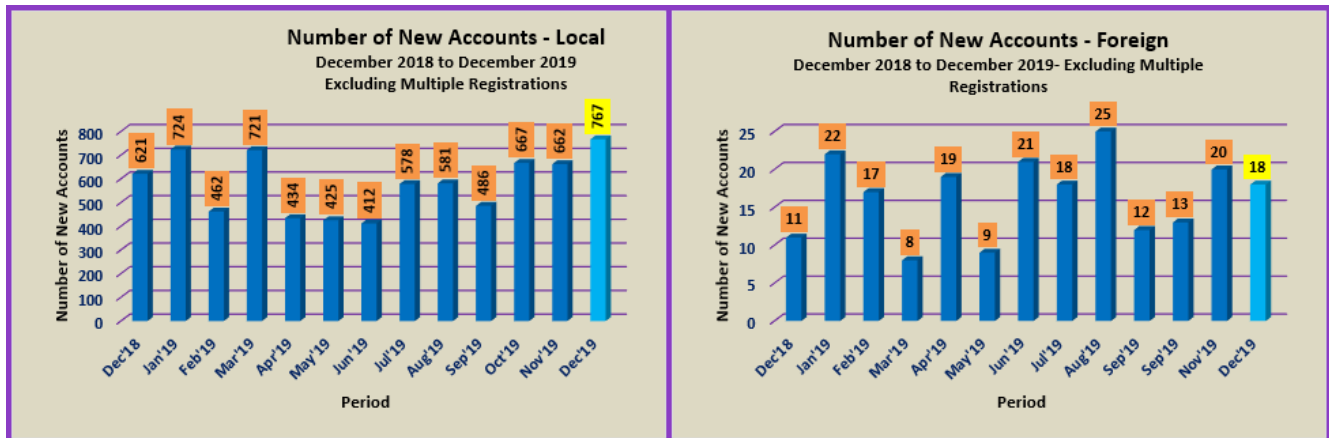


Number of CDS Accounts by Investor Category

	Dec-19	Nov-19	Oct-19	Sep-19	Aug-19	Jul-19	Dec-18
Local Individuals (No.)	613,904	613,162	612,534	611,928	611,474	610,930	607,317
Foreign Individuals (No.)	4,765	4,758	4,750	4,746	4,743	4,736	4,697
Local Companies (No.)	10,322	10,297	10,263	10,202	10,170	10,133	9,990
Foreign Companies (No.)	5,586	5,575	5,563	5,554	5,545	5,527	5,452
Total Excluding Multiple Registrations	634,577	633,792	633,110	632,430	631,932	631,326	627,456
Total De-Mat Accounts Including Multiple Registrations	835,057	833,789	832,560	831,439	830,720	829,889	824,716

De-Mat Account Categories as a Percentage against Total Registrations Excluding Multiple Registrations (%)

	Dec-19	Nov-19	Oct-19	Sep-19	Aug-19	Jul-19	Dec-18
Local Individuals (No.)	96.74	96.74	96.75	96.76	96.76	96.77	96.79
Foreign Individuals (No.)	0.75	0.75	0.75	0.75	0.75	0.75	0.75
Local Companies (No.)	1.63	1.62	1.62	1.61	1.61	1.61	1.59
Foreign Companies (No.)	0.88	0.88	0.88	0.88	0.88	0.88	0.87
Total Excluding Multiple Registrations	100.00	100.00	100.00	100.00	100.00	100.00	100.00



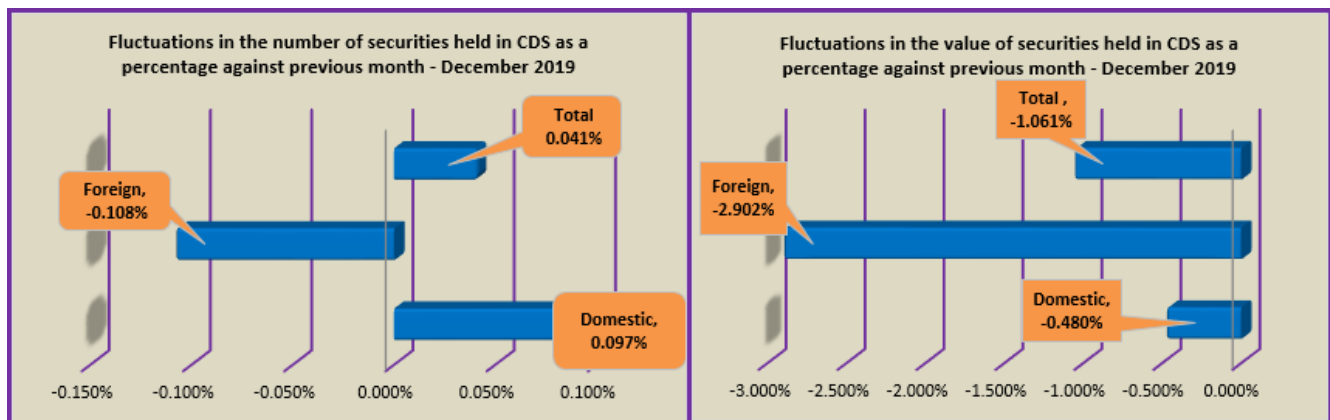
Value & Quantity of the Securities held in the CDS

Securities Held in Custody (Nos.)	Dec-19	Nov-19	Oct-19	Sep-19	Dec-18
Domestic	72,337,332,086	72,267,332,839	72,013,272,394	71,781,029,151	73,202,806,136
Foreign	26,869,956,623	26,899,083,697	26,961,751,370	26,949,663,215	24,591,762,791
Total	99,207,288,709	99,166,416,536	98,975,023,764	98,730,692,366	97,794,568,927

Comparative Analysis on Fluctuations (Change)	Dec-19	Nov-19	Oct-19
Domestic	0.097%	0.353%	0.324%
Foreign	-0.108%	-0.232%	0.045%
Total	0.041%	0.193%	0.247%

Securities Held in Custody (Rs.)	Dec-19	Nov-19	Oct-19	Sep-19	Dec-18
Domestic	2,247,283,777,924	2,258,116,453,577	2,201,828,628,326	2,100,621,831,524	2,129,284,474,428
Foreign	692,868,929,590	713,578,053,668	695,842,480,456	659,206,501,642	699,210,641,613
Total	2,940,152,707,514	2,971,694,507,245	2,897,671,108,782	2,759,828,333,167	2,828,495,116,041

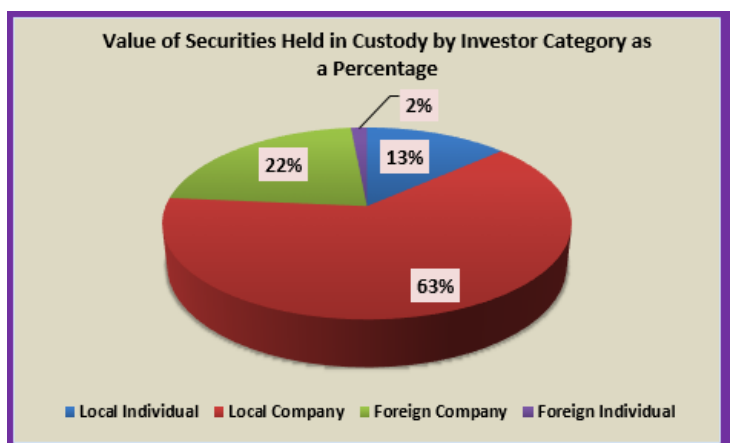
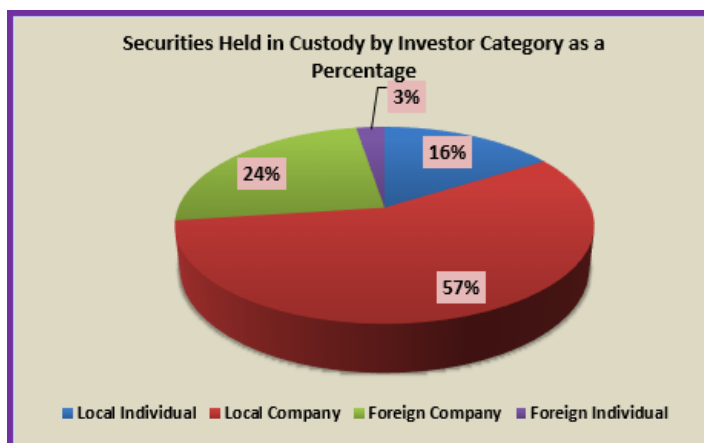
Comparative Analysis on Fluctuations (Change)	Dec-19	Nov-19	Oct-19
Domestic	-0.480%	2.556%	4.818%
Foreign	-2.902%	2.549%	5.558%
Total	-1.061%	2.555%	4.995%



Value & Quantity of the Securities held in the CDS by Investor Category December 2019

Investor Category	Equity Holding	Corporate Debt Holding	Total Holding
Local Individual	15,715,386,451	242,476,289	15,957,862,740
Local Company	53,742,872,860	2,636,596,486	56,379,469,346
Foreign Company	24,289,190,664	8,202,600	24,297,393,264
Foreign Individual	2,569,273,546	3,289,813	2,572,563,359
Total	96,316,723,521	2,890,565,188	99,207,288,709

Investor Category	Equity Value	Corporate Debt Value	Total Value
Local Individual	371,429,462,462.30	23,463,511,633.70	394,892,974,096.00
Local Company	1,592,043,097,389.80	260,347,706,437.78	1,852,390,803,827.58
Foreign Company	648,005,276,752.60	805,995,840.00	648,811,272,592.60
Foreign Individual	43,749,127,403.70	308,529,593.90	44,057,656,997.60
Total	2,655,226,964,008.40	284,925,743,505.38	2,940,152,707,513.78

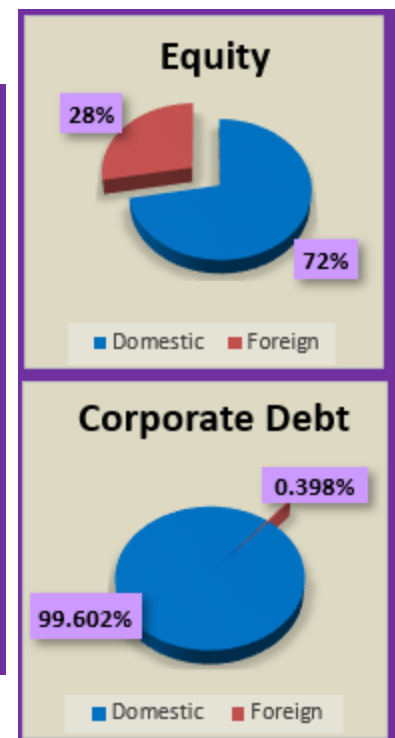
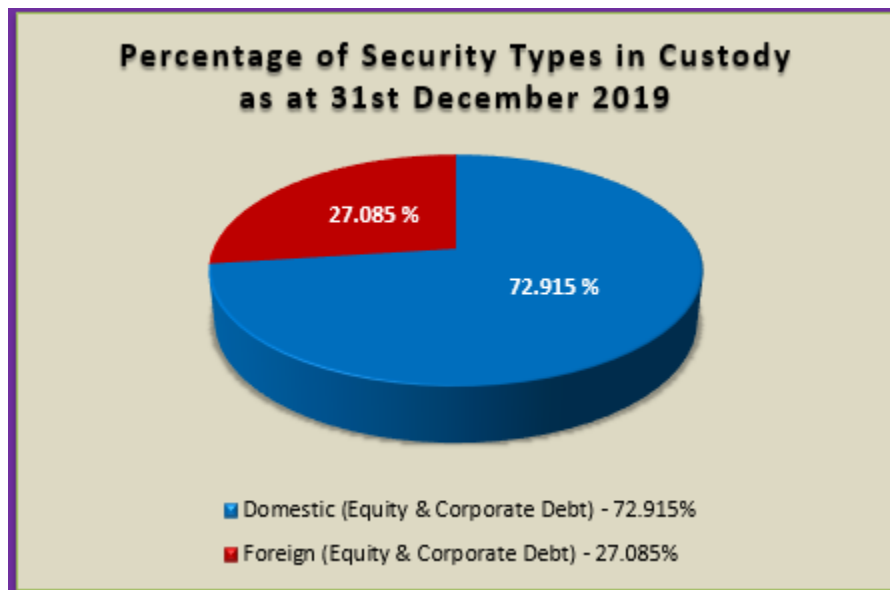


Holdings in CDS as at 31st December 2019

Holdings	Equity	Corporate Debt	Total
Domestic	69,458,259,311	2,879,072,775	72,337,332,086
Foreign	26,858,464,210	11,492,413	26,869,956,623

Market Value	Equity	Corporate Debt	Total
Domestic	1,963,472,559,852.10	283,811,218,071.48	2,247,283,777,923.58
Foreign	691,754,404,156.30	1,114,525,433.90	692,868,929,590.20

	Quantity	Market Value (LKR)
Equity	96,316,723,521	2,655,226,964,008.40
Debentures	2,890,565,188	284,925,743,505.38



De-Mat Percentages of Securities

DE-MAT PERCENTAGE FOR EQUITY	97.1%
DE-MAT PERCENTAGE FOR CORPORATE DEBT	99.8%

Corporate Actions and New Listings Completed in December 2019

Rights Issues	Softlogic Finance PLC (01)	CRL.N0000
	Seylan Bank PLC (02)	SEYB.N0000
		SEYB.X0000
Debt IPOs	Citizens Development Business Finance PLC (02)	CDB.D0471
		CDB.D0472
	Abans PLC (01)	ABNS.D0473
	Softlogic Capital PLC (04)	SCAP.D0474
		SCAP.D0475
		SCAP.D0476
		SCAP.D0477
	Nations Trust Bank PLC (02)	NTB.D0478
		NTB.D0479