

CDS INFOLINE

May 2019

**Operational Highlights of
Central Depository Systems (Pvt) Ltd
of Sri Lanka (CDS)
(A fully owned subsidiary of Colombo Stock
Exchange)**

Phone: +94 11 2 356 456

Fax: +94 11 2 440 396

Email: [cgs@cse.lk](mailto:cds@cse.lk)

Website: www.cds.lk



Central Depository Systems (Pvt) Limited

CONVENIENT : DEDICATED : SECURE

May 2019 at a Glance

Value of Securities




Local Individual	<ul style="list-style-type: none"> 314,863,555,028.29
Local Institutional	<ul style="list-style-type: none"> 1,596,855,792,060.91
Foreign Individual	<ul style="list-style-type: none"> 33,638,798,073.58
Foreign Institutional	<ul style="list-style-type: none"> 568,670,972,429.2

Volume of Securities



Local Individual	<ul style="list-style-type: none"> 15,980,726,641
Local Institutional	<ul style="list-style-type: none"> 57,451,516,513
Foreign Individual	<ul style="list-style-type: none"> 2,476,396,389
Foreign Institutional	<ul style="list-style-type: none"> 21,719,527,167

Main Operational Stats



Total Number of Deposits	<ul style="list-style-type: none"> 16,140
De-Mat Accounts Opened	<ul style="list-style-type: none"> 612
Transfers	<ul style="list-style-type: none"> 1154
Total eService Subscriptions (SMS Alerts & e-Statements)	<ul style="list-style-type: none"> 529

De-Mat Accounts (Excluding multiple)



Local Individual	<ul style="list-style-type: none"> 609,982
Local Institutional	<ul style="list-style-type: none"> 10,091
Foreign Individual	<ul style="list-style-type: none"> 4,724
Foreign Institutional	<ul style="list-style-type: none"> 5,500

Operational Highlights

Major Operations	May-19	Apr-19	Mar-19	Feb-19	Jan-19	Dec-18	May-18
New Accounts (No.)	612	603	922	621	931	841	914
Deposits (No.)	*16,140	44,025	18,434	3,008	513	717	14,213
Withdrawals (No.)	0	1	5	0	0	0	1
Transfers (No.)	1,154	711	1,166	1,402	3,053	1,881	2,423
Trades (No.) - Equity	66,238	52,715	57,216	55,363	82,896	58,560	80,737
Trades (No.)-Closed End Funds	8	33	22	11	4	28	25
Market Days (No.)	21	19	19	18	21	20	21
Listed Companies (No.)	291	296	297	297	297	297	299
Participants (No.)	45	45	45	45	45	45	47

*Deposits in May 2019 include 15,340 direct deposits made due to Subdivisions, Right Issues, Initial public Offers and Capitalization of Reserves.

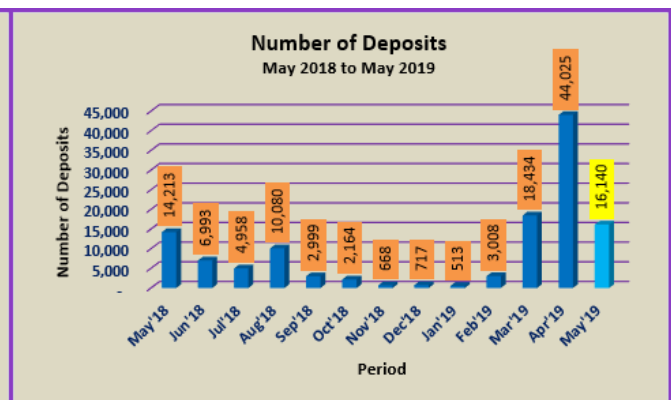
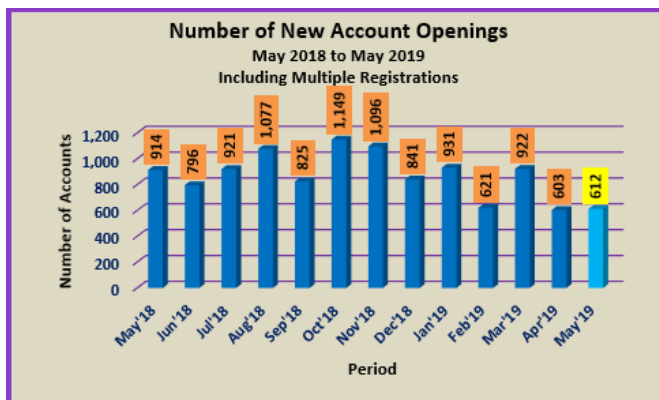
e-Services Enrollment	As at 31 st May 2019	May 2019	As at 30 th April 2019
SMS	11,583	21	11,562
e-Statements	30,987	508	30,479

Comparative analysis on monthly basis as a percentage

	May 19	Apr 19	Mar 19	Feb 19	Jan 19
New Accounts (No.)	1.49	-34.60	48.47	-33.30	10.70
Deposits (No.)	-63.34	138.82	512.83	486.35	-28.45
Trades (No.) - Equity	25.65	-7.87	3.35	-33.21	41.56

Annual Comparison

	2019	2018
	CUMULATIVE	
	JAN-MAY	
New Accounts (No.)	3,689	4,562
Deposits (No.)	82,120	90,610
Withdrawals (No.)	6	4
Transfers (No.)	7,486	12,795
Trades (No.) - Equity	314,428	417,586
Trades (No.)-Closed End Funds	78	202

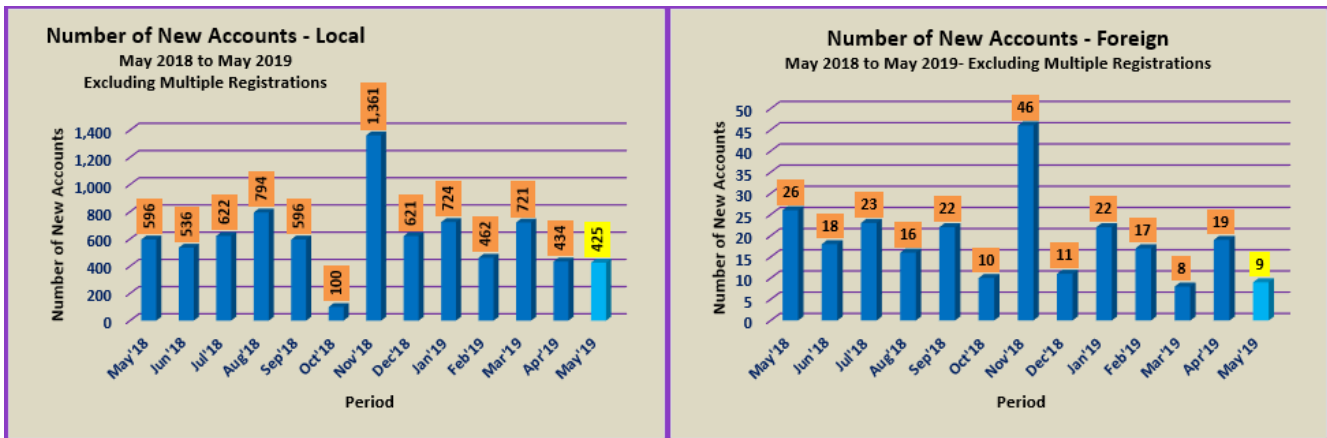


Number of CDS Accounts by Investor Category

	May-19	Apr-19	Mar-19	Feb-19	Jan-19	Dec-18	May-18
Local Individuals (No.)	609,982	609,575	609,159	608,445	607,999	607,317	602,866
Foreign Individuals (No.)	4,724	4,721	4,712	4,707	4,703	4,697	4,667
Local Companies (No.)	10,091	10,073	10,055	10,048	10,032	9,990	9,811
Foreign Companies (No.)	5,500	5,494	5,484	5,481	5,468	5,452	5,336
Total Excluding Multiple Registrations	630,297	629,863	629,410	628,681	628,202	627,456	622,680
Total De-Mat Accounts Including Multiple Registrations	828,405	827,793	827,190	826,268	825,647	824,716	818,011

De-Mat Account Categories as a Percentage against Total Registrations Excluding Multiple Registrations (%)

	May-19	Apr-19	Mar-19	Feb-19	Jan-19	Dec-18	May-18
Local Individuals (No.)	96.78	96.78	96.78	96.78	96.78	96.79	96.82
Foreign Individuals (No.)	0.75	0.75	0.75	0.75	0.75	0.75	0.75
Local Companies (No.)	1.60	1.60	1.60	1.60	1.60	1.59	1.58
Foreign Companies (No.)	0.87	0.87	0.87	0.87	0.87	0.87	0.86
Total Excluding Multiple Registrations	100.00	100.00	100.00	100.00	100.00	100.00	100.00



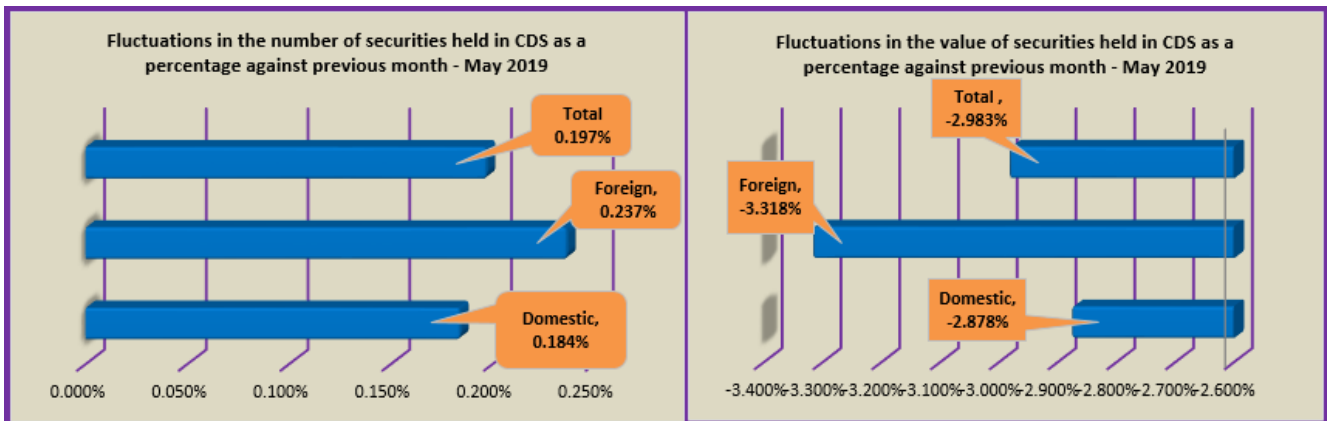
Value & Quantity of the Securities held in the CDS

Securities Held in Custody (Nos.)	May-19	Apr-19	Mar-19	Feb-19	May-18
Domestic	73,432,243,154	73,297,395,322	72,967,345,597	72,878,284,081	74,947,960,941
Foreign	24,195,923,556	24,138,829,353	24,112,294,993	24,104,574,760	23,615,417,217
Total	97,628,166,710	97,436,224,675	97,079,640,590	96,982,858,841	98,563,378,158

Comparative Analysis on Fluctuations (Change)	May-19	Apr-19	Mar-19
Domestic	0.184%	0.452%	0.122%
Foreign	0.237%	0.110%	0.032%
Total	0.197%	0.367%	0.100%

Securities Held in Custody (Rs.)	May-19	Apr-19	Mar-19	Feb-19	May-18
Domestic	1,911,719,347,089	1,968,359,568,001	1,965,828,800,365	2,040,757,925,263	2,259,005,050,728
Foreign	602,309,770,503	622,980,403,691	632,699,829,205	666,396,210,690	790,702,561,900
Total	2,514,029,117,592	2,591,339,971,692	2,598,528,629,570	2,707,154,135,953	3,049,707,612,628

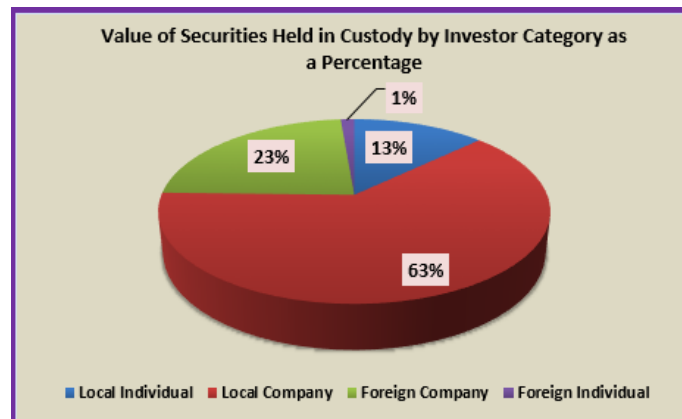
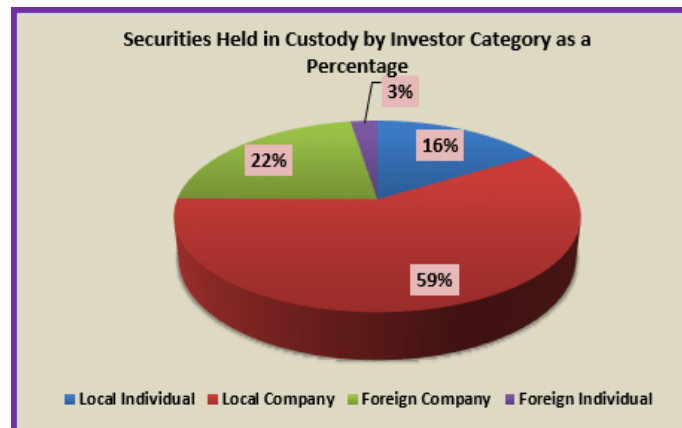
Comparative Analysis on Fluctuations (Change)	May-19	Apr-19	Mar-19
Domestic	-2.878%	0.129%	-3.672%
Foreign	-3.318%	-1.536%	-5.057%
Total	-2.983%	-0.277%	-4.013%



Value & Quantity of the Securities held in the CDS by Investor Category May 2019

Investor Category	Equity Holding	Corporate Debt Holding	Total Holding
Local Individual	15,775,656,320	205,070,321	15,980,726,641
Local Company	54,593,825,286	2,857,691,227	57,451,516,513
Foreign Company	21,710,977,167	8,550,000	21,719,527,167
Foreign Individual	2,474,391,076	2,005,313	2,476,396,389
Total	94,554,849,849	3,073,316,861	97,628,166,710

Investor Category	Equity Value	Corporate Debt Value	Total Value
Local Individual	295,439,889,660.00	19,423,665,368.29	314,863,555,028.29
Local Company	1,316,280,439,463.40	280,575,352,597.51	1,596,855,792,060.91
Foreign Company	567,834,119,739.20	836,852,690.00	568,670,972,429.20
Foreign Individual	33,449,035,940.20	189,762,133.38	33,638,798,073.58
Total	2,213,003,484,802.80	301,025,632,789.18	2,514,029,117,591.98



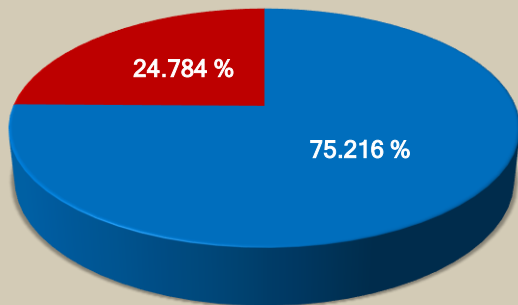
Holdings in CDS as at 31st May 2019

Holdings	Equity	Corporate Debt	Total
Domestic	70,369,481,606	3,062,761,548	73,432,243,154
Foreign	24,185,368,243	10,555,313	24,195,923,556

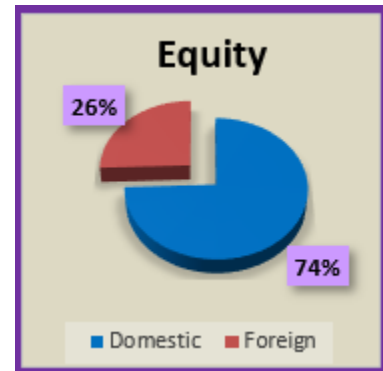
Market Value	Equity	Corporate Debt	Total
Domestic	1,611,720,329,123.40	299,999,017,965.80	1,911,719,347,089.20
Foreign	601,283,155,679.40	1,026,614,823.38	602,309,770,502.78

	Quantity	Market Value (LKR)
Equity	94,554,849,849	2,213,003,484,802.80
Debentures	3,073,316,861	301,025,632,789.18

Percentage of Security Types in Custody as at 31st May 2019



- Domestic (Equity & Corporate Debt) - 75.216%
- Foreign (Equity & Corporate Debt) - 24.784%



De-Mat Percentages of Securities

DE-MAT PERCENTAGE FOR EQUITY	97.1%
DE-MAT PERCENTAGE FOR CORPORATE DEBT	99.8%

Corporate Actions and New Listings Completed in May 2019

Rights Issue	Asia Asset Finance PLC (1)	AAF.N0000
	People's Merchant Finance PLC (1)	PMB.N0000
	DFCC Bank PLC (1)	DFCC.N0000
	Anilana Hotels & Properties PLC (1)	ALHP.N0000
	Hikkaduwa Beach Resort PLC (1)	CITH.N0000
	Waskaduwa Beach Resort PLC (1)	CITW.N0000
	Citrus Leisure PLC (1)	REEF.N0000
Sub-Division	On'ally Holdings PLC (1)	ONAL.N0000
Amalgamation	Browns Investment PLC & Browns Capital PLC	BIL.N0000