

CDS INFOLINE

November 2019

**Operational Highlights of
Central Depository Systems (Pvt) Ltd
of Sri Lanka (CDS)**
(A fully owned subsidiary of Colombo Stock
Exchange)

Phone: +94 11 2 356 456

Fax: +94 11 2 440 396

Email: [cgs@cse.lk](mailto:cds@cse.lk)

Website: www.cds.lk



Central Depository Systems (Pvt) Limited

CONVENIENT : DEDICATED : SECURE

November 2019 at a Glance


Value of Securities

Local Individual	<ul style="list-style-type: none"> 392,436,893,754.5
Local Institutional	<ul style="list-style-type: none"> 1,865,679,559,822.56
Foreign Individual	<ul style="list-style-type: none"> 45,178,099,293.7
Foreign Institutional	<ul style="list-style-type: none"> 668,399,954,374


Volume of Securities

Local Individual	<ul style="list-style-type: none"> 15,959,374,242
Local Institutional	<ul style="list-style-type: none"> 56,307,958,597
Foreign Individual	<ul style="list-style-type: none"> 2,573,919,811
Foreign Institutional	<ul style="list-style-type: none"> 24,325,163,886


Main Operational Stats

Total Number of Deposits	<ul style="list-style-type: none"> 2,856
De-Mat Accounts Opened	<ul style="list-style-type: none"> 1,229
Transfers	<ul style="list-style-type: none"> 4,426
Total eService Subscriptions (SMS Alerts & e-Statements)	<ul style="list-style-type: none"> 831


De-Mat Accounts
(Excluding multiple)

Local Individual	<ul style="list-style-type: none"> 613,162
Local Institutional	<ul style="list-style-type: none"> 10,297
Foreign Individual	<ul style="list-style-type: none"> 4,758
Foreign Institutional	<ul style="list-style-type: none"> 5,575

Operational Highlights

Major Operations	Nov-19	Oct-19	Sep-19	Aug-19	Jul-19	Jun-19	Nov-18
New Accounts (No.)	1,229	1,120	719	831	877	607	1,096
Deposits (No.)	*2,856	16,716	2,574	12,047	2,785	3,839	668
Withdrawals (No.)	0	1	1	0	1	0	1
Transfers (No.)	4,426	3,475	1,736	1,628	2,612	2,187	2,106
Trades (No.) - Equity	183,313	155,223	95,928	122,378	158,594	54,926	81,202
Trades (No.)-Closed End Funds	30	17	41	40	41	12	27
Market Days (No.)	19	23	20	20	22	19	19
Listed Companies (No.)	289	290	290	290	290	291	297
Participants (No.)	44	45	45	45	45	45	45

*Deposits in November 2019 include 1,643 direct deposits made due to Subdivisions, Right Issues, Initial public Offers and Capitalization of Reserves.

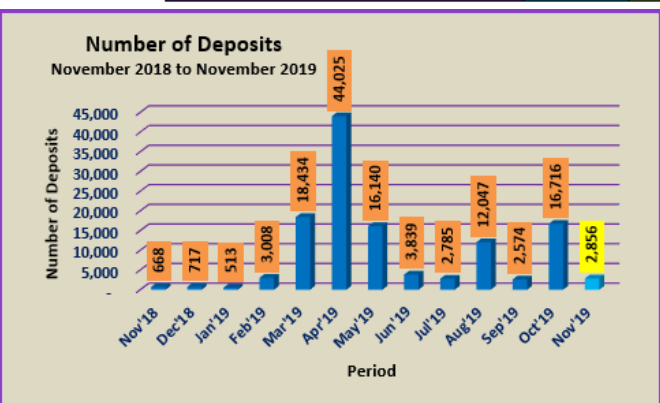
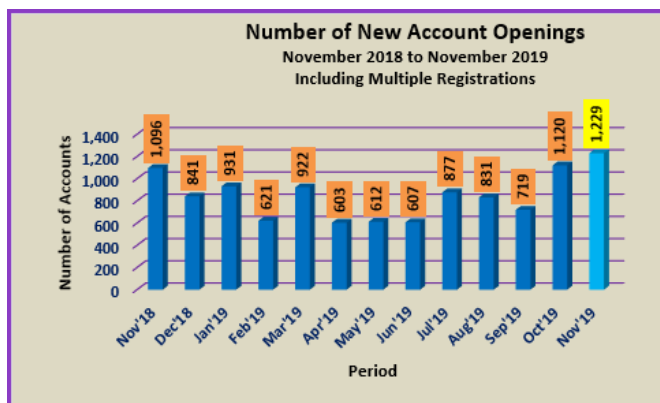
e-Services Enrollment	As at 30 th November 2019	November 2019	As at 31 st Oct 2019
SMS	11,785	65	11,720
e-Statements	34,659	766	33,893

Annual Comparison

	2019	2018
CUMULATIVE		
JAN-NOV		
	2019	2018
New Accounts (No.)	9,072	10,426
Deposits (No.)	122,937	118,472
Withdrawals (No.)	9	17
Transfers (No.)	23,550	25,254
Trades (No.) - Equity	1,084,790	827,097
Trades (No.)-Closed End Funds	259	299

Comparative analysis on monthly basis as a percentage

	Nov 19	Oct 19	Sep 19	Aug 19	Jul 19
New Accounts (No.)	9.73	55.77	-13.48	-5.25	44.48
Deposits (No.)	-82.91	549.42	-78.63	332.57	-27.46
Trades (No.) - Equity	18.10	61.81	-21.61	-22.84	188.74

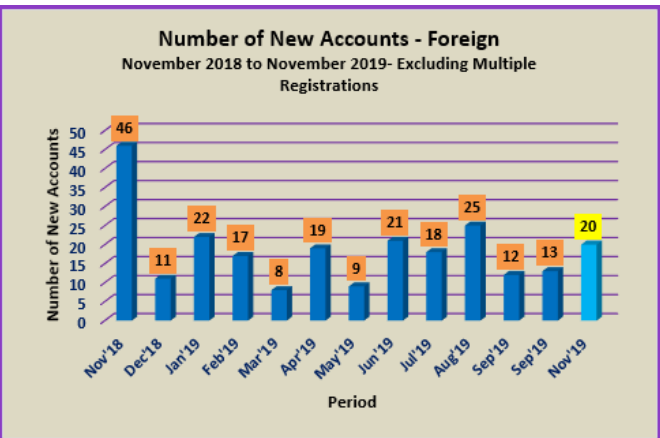
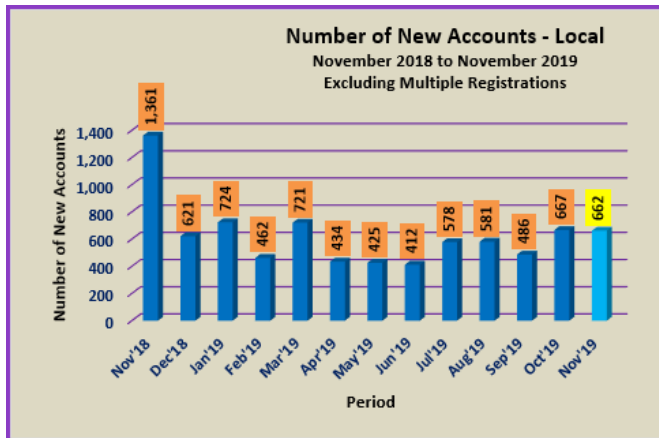


Number of CDS Accounts by Investor Category

	Nov-19	Oct-19	Sep-19	Aug-19	Jul-19	Jun-19	Nov-18
Local Individuals (No.)	613,162	612,534	611,928	611,474	610,930	610,378	606,717
Foreign Individuals (No.)	4,758	4,750	4,746	4,743	4,736	4,729	4,697
Local Companies (No.)	10,297	10,263	10,202	10,170	10,133	10,107	9,969
Foreign Companies (No.)	5,575	5,563	5,554	5,545	5,527	5,516	5,441
Total Excluding Multiple Registrations	633,792	633,110	632,430	631,932	631,326	630,730	626,824
Total De-Mat Accounts Including Multiple Registrations	833,789	832,560	831,439	830,720	829,889	829,012	823,875

De-Mat Account Categories as a Percentage against Total Registrations Excluding Multiple Registrations (%)

	Nov-19	Oct-19	Sep-19	Aug-19	Jul-19	Jun-19	Nov-18
Local Individuals (No.)	96.74	96.75	96.76	96.76	96.77	96.77	96.79
Foreign Individuals (No.)	0.75	0.75	0.75	0.75	0.75	0.75	0.75
Local Companies (No.)	1.62	1.62	1.61	1.61	1.61	1.60	1.59
Foreign Companies (No.)	0.88	0.88	0.88	0.88	0.88	0.87	0.87
Total Excluding Multiple Registrations	100.00	100.00	100.00	100.00	100.00	100.00	100.00



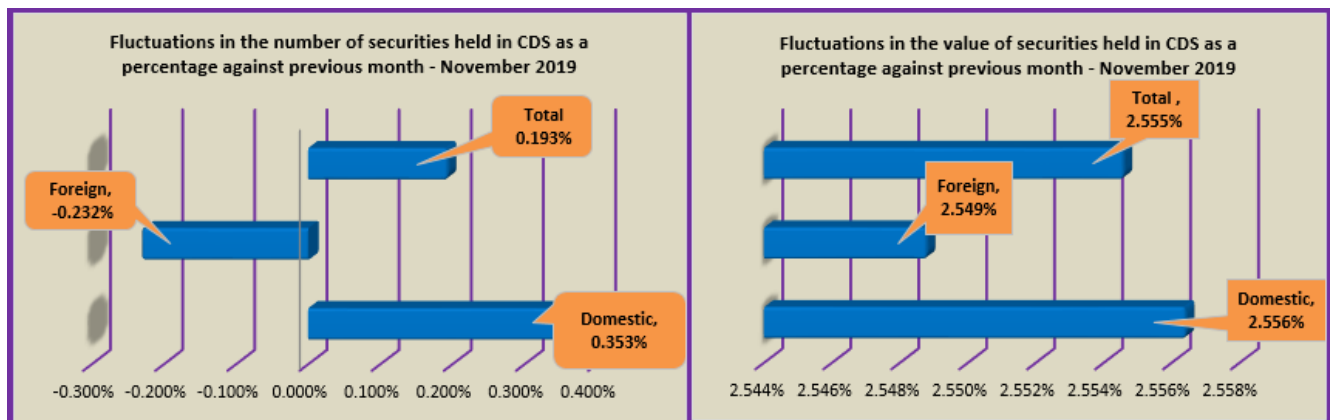
Value & Quantity of the Securities held in the CDS

Securities Held in Custody (Nos.)	Nov-19	Oct-19	Sep-19	Aug-19	Nov-18
Domestic	72,267,332,839	72,013,272,394	71,781,029,151	71,797,754,681	73,324,935,662
Foreign	26,899,083,697	26,961,751,370	26,949,663,215	26,959,925,120	24,639,858,393
Total	99,166,416,536	98,975,023,764	98,730,692,366	98,757,679,801	97,964,794,055

Comparative Analysis on Fluctuations (Change)	Nov-19	Oct-19	Sep-19
Domestic	0.353%	0.324%	-0.023%
Foreign	-0.232%	0.045%	-0.038%
Total	0.193%	0.247%	-0.027%

Securities Held in Custody (Rs.)	Nov-19	Oct-19	Sep-19	Aug-19	Nov-18
Domestic	2,258,116,453,577	2,201,828,628,326	2,100,621,831,524	2,144,867,973,069	2,120,228,267,373
Foreign	713,578,053,668	695,842,480,456	659,206,501,642	670,867,714,264	711,706,120,779
Total	2,971,694,507,245	2,897,671,108,782	2,759,828,333,167	2,815,735,687,333	2,831,934,388,152

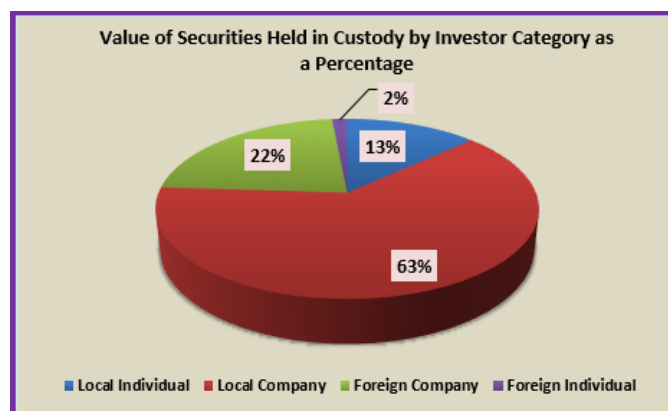
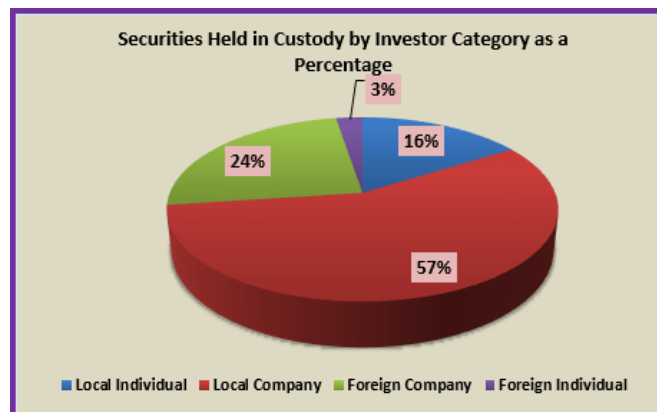
Comparative Analysis on Fluctuations (Change)	Nov-19	Oct-19	Sep-19
Domestic	2.556%	4.818%	-2.063%
Foreign	2.549%	5.558%	-1.738%
Total	2.555%	4.995%	-1.986%



Value & Quantity of the Securities held in the CDS by Investor Category November 2019

Investor Category	Equity Holding	Corporate Debt Holding	Total Holding
Local Individual	15,725,721,333	233,652,909	15,959,374,242
Local Company	53,564,718,111	2,743,240,486	56,307,958,597
Foreign Company	24,315,961,286	9,202,600	24,325,163,886
Foreign Individual	2,571,159,998	2,759,813	2,573,919,811
Total	96,177,560,728	2,988,855,808	99,166,416,536

Investor Category	Equity Value	Corporate Debt Value	Total Value
Local Individual	369,904,189,793.30	22,532,703,961.20	392,436,893,754.50
Local Company	1,595,617,778,720.10	270,061,781,102.46	1,865,679,559,822.56
Foreign Company	667,504,476,934.00	895,477,440.00	668,399,954,374.00
Foreign Individual	44,922,548,199.80	255,551,093.90	45,178,099,293.70
Total	2,677,948,993,647.20	293,745,513,597.56	2,971,694,507,244.76

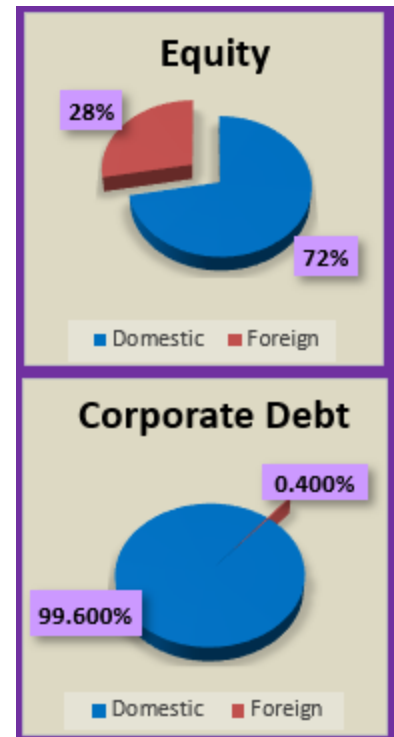
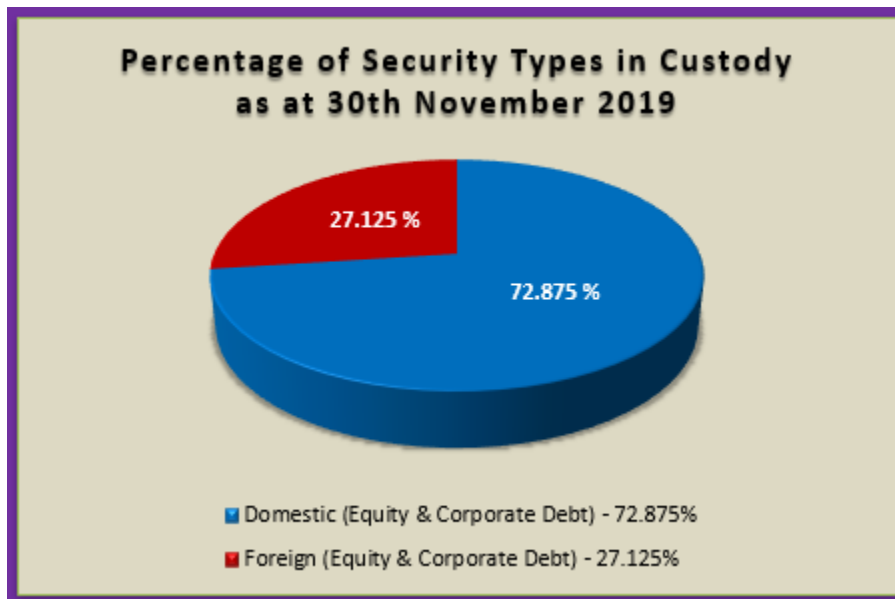


Holdings in CDS as at 30th November 2019

Holdings	Equity	Corporate Debt	Total
Domestic	69,290,439,444	2,976,893,395	72,267,332,839
Foreign	26,887,121,284	11,962,413	26,899,083,697

Market Value	Equity	Corporate Debt	Total
Domestic	1,965,521,968,513.40	292,594,485,063.66	2,258,116,453,577.06
Foreign	712,427,025,133.80	1,151,028,533.90	713,578,053,667.70

	Quantity	Market Value (LKR)
Equity	96,177,560,728	2,677,948,993,647.20
Debentures	2,988,855,808	293,745,513,597.56



De-Mat Percentages of Securities

DE-MAT PERCENTAGE FOR EQUITY	97.1%
DE-MAT PERCENTAGE FOR CORPORATE DEBT	99.8%

Corporate Actions and New Listings Completed in November 2019

Rights Issues	Unisyst Engineering PLC	ALUF.N0000
----------------------	-------------------------	------------