

CDS INFOLINE

August 2020

**Operational Highlights of
Central Depository Systems (Pvt) Ltd
of Sri Lanka (CDS)**
(A fully owned subsidiary of Colombo Stock Exchange)

Phone: +94 11 2 356 456

Fax: +94 11 2 440 396

Email: cds@cse.lk

Website: www.cds.lk



Central Depository Systems (Pvt) Limited

Convenient | Dedicated | Secure

August 2020 at a Glance

Value of Securities



Local Individual	<ul style="list-style-type: none"> 366,507,890,619.80
Local Institutional	<ul style="list-style-type: none"> 1,609,921,355,954.84
Foreign Individual	<ul style="list-style-type: none"> 36,125,351,874.13
Foreign Institutional	<ul style="list-style-type: none"> 512,507,837,816.76

Volume of Securities



Local Individual	<ul style="list-style-type: none"> 17,734,313,308
Local Institutional	<ul style="list-style-type: none"> 69,792,397,918
Foreign Individual	<ul style="list-style-type: none"> 2,830,997,922
Foreign Institutional	<ul style="list-style-type: none"> 23,633,690,671

Main Operational Stats



Total Number of Deposits	<ul style="list-style-type: none"> 3,850
De-Mat Accounts Opened	<ul style="list-style-type: none"> 1,222
Transfers	<ul style="list-style-type: none"> 1,166
Total eService Subscriptions (SMS Alerts & e-Statements)	<ul style="list-style-type: none"> 2,072

De-Mat Accounts (Excluding multiple)



Local Individual	<ul style="list-style-type: none"> 620,689
Local Institutional	<ul style="list-style-type: none"> 10,521
Foreign Individual	<ul style="list-style-type: none"> 4,814
Foreign Institutional	<ul style="list-style-type: none"> 5,658

Operational Highlights

Major Operations	Aug-20	Jul-20	Jun-20	May-20	Apr-20	Mar-20	Aug-19
New Accounts (No.)	1,222	1,806	1,864	909	0	372	831
Deposits (No.)	*3,850	40,679	12,171	2,159	0	7,608	12,047
Withdrawals (No.)	0	0	2	0	0	0	0
Transfers (No.)	1,166	2,271	1,694	341	0	648	1,628
Trades (No.) - Equity	257,526	244,701	201,301	138,473	0	76,943	122,378
Trades (No.)-Closed End Funds	58	77	12	15	0	3	40
Market Days (No.)	20	23	21	14	0	10	20
Listed Companies (No.)	286	287	289	289	289	289	290
Participants (No.)	45	45	44	44	44	44	45

*Deposits in August 2020 include 2,717 direct deposits made due to Subdivisions, Right Issues, Initial public Offers and Capitalization of Reserves.

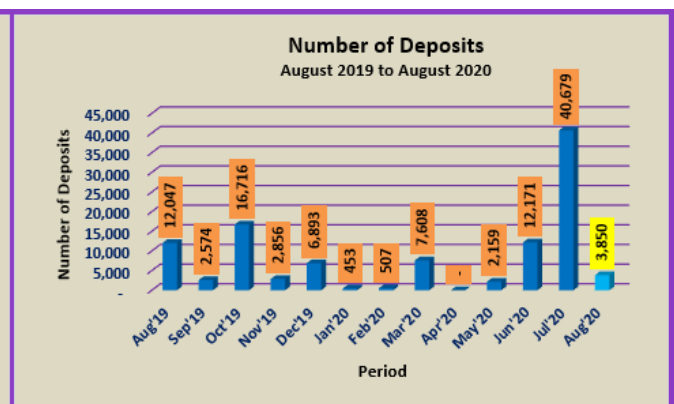
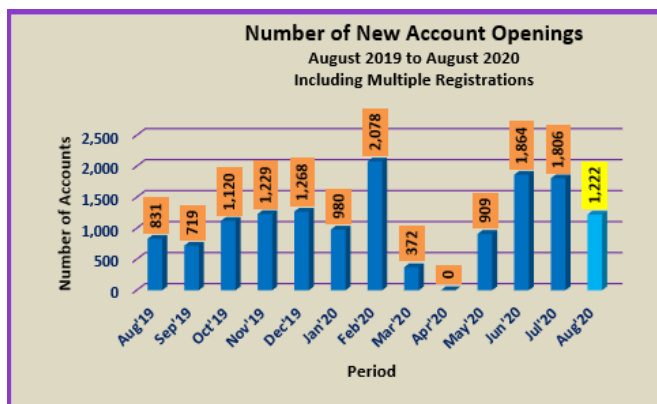
e-Services Enrollment	As at 31 st Aug 2020	Aug 2020	As at 31 st July 2020
SMS	12,905	850	12,055
e-Statements	40,401	1,222	39,179

Annual Comparison

	CUMULATIVE	
	2020	2019
New Accounts (No.)	9,231	6,004
Deposits (No.)	67,427	100,791
Withdrawals (No.)	2	7
Transfers (No.)	10,780	13,913
Trades (No.) - Equity	1,096,030	650,326
Trades (No.)-Closed End Funds	235	171

Comparative analysis on monthly basis as a percentage

	Aug 20	Jul 20	Jun 20	May 20	Apr 20
New Accounts (No.)	-32.34	-3.11	105.06	144.35	-100.00
Deposits (No.)	-90.54	234.23	463.73	-71.62	-100.00
Trades (No.) - Equity	5.24	21.56	45.37	79.97	-100.00

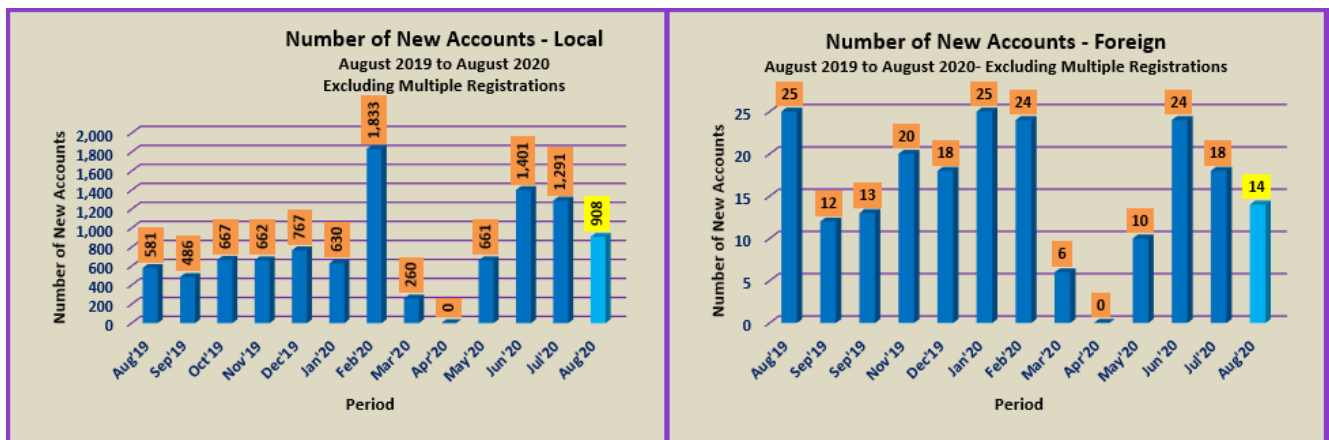


Number of CDS Accounts by Investor Category

	Aug-20	Jul-20	Jun-20	May-20	Apr-20	Mar-20	Aug-19
Local Individuals (No.)	620,689	619,796	618,546	617,187	616,544	616,544	611,474
Foreign Individuals (No.)	4,814	4,804	4,802	4,798	4,794	4,794	4,743
Local Companies (No.)	10,521	10,506	10,465	10,423	10,405	10,405	10,170
Foreign Companies (No.)	5,658	5,654	5,638	5,618	5,612	5,612	5,545
Total Excluding Multiple Registrations	641,682	640,760	639,451	638,026	637,355	637,355	631,932
Total De-Mat Accounts Including Multiple Registrations	844,288	843,066	841,260	839,396	838,487	838,487	830,720

De-Mat Account Categories as a Percentage against Total Registrations Excluding Multiple Registrations (%)

	Aug-20	Jul-20	Jun-20	May-20	Apr-20	Mar-20	Aug-19
Local Individuals (No.)	96.73	96.73	96.73	96.73	96.73	96.73	96.76
Foreign Individuals (No.)	0.75	0.75	0.75	0.75	0.75	0.75	0.75
Local Companies (No.)	1.64	1.64	1.64	1.63	1.63	1.63	1.61
Foreign Companies (No.)	0.88	0.88	0.88	0.88	0.88	0.88	0.88
Total Excluding Multiple Registrations	100.00	100.00	100.00	100.00	100.00	100.00	100.00



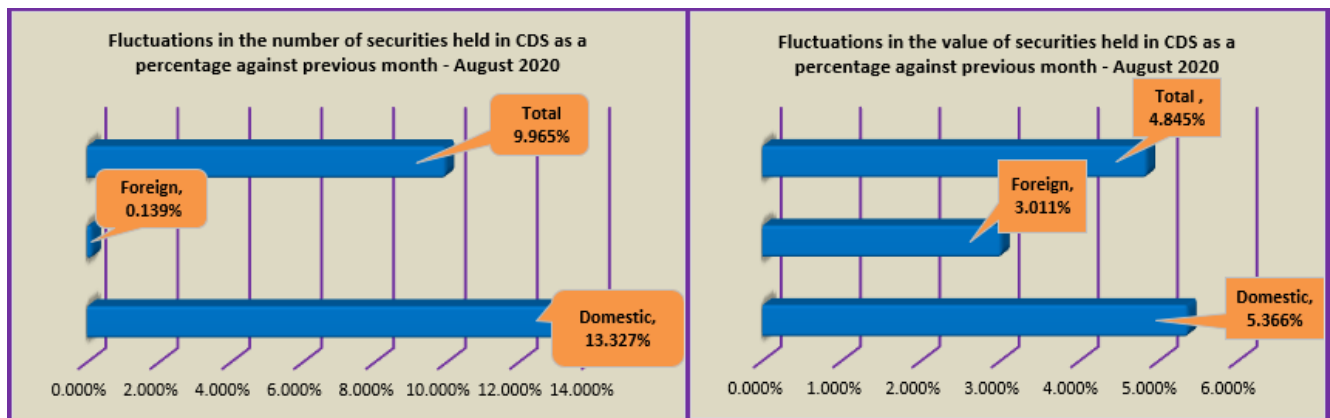
Value & Quantity of the Securities held in the CDS

Securities Held in Custody (Nos.)	Aug-20	Jul-20	Jun-20	May-20	Aug-19
Domestic	87,526,711,226	77,233,596,842	77,115,533,093	77,265,135,676	71,797,754,681
Foreign	26,464,688,593	26,427,904,904	26,531,807,386	26,675,287,990	26,959,925,120
Total	113,991,399,819	103,661,501,746	103,647,340,479	103,940,423,666	98,757,679,801

Comparative Analysis on Fluctuations (Change)	Aug-20	Jul-20	Jun-20
Domestic	13.327%	0.153%	-0.194%
Foreign	0.139%	-0.392%	-0.538%
Total	9.965%	0.014%	-0.282%

Securities Held in Custody (Rs.)	Aug-20	Jul-20	Jun-20	May-20	Aug-19
Domestic	1,976,429,246,575	1,875,770,676,276	1,873,072,341,638	1,825,323,027,241	2,144,867,973,069
Foreign	548,633,189,691	532,594,571,253	548,871,082,090	517,100,656,751	670,867,714,264
Total	2,525,062,436,266	2,408,365,247,530	2,421,943,423,727	2,342,423,683,992	2,815,735,687,333

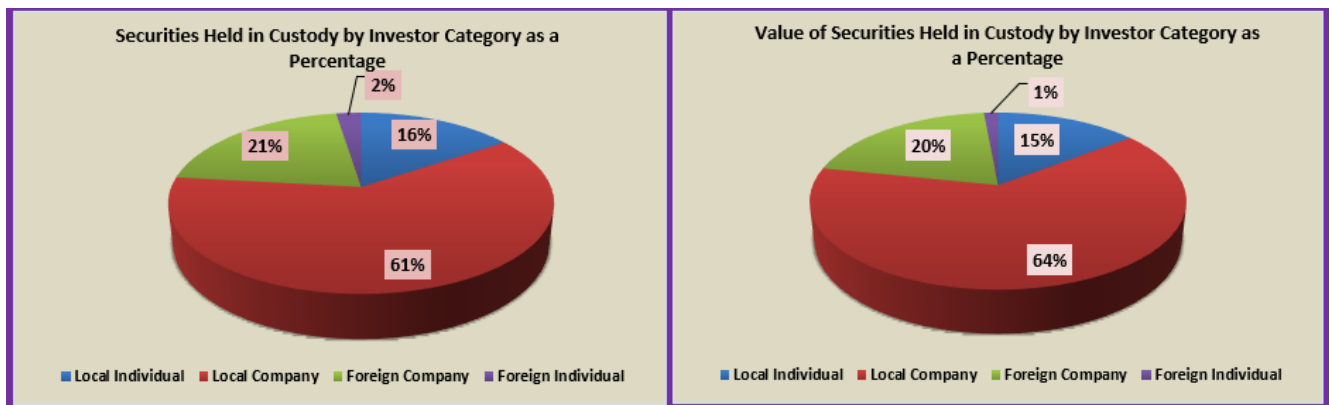
Comparative Analysis on Fluctuations (Change)	Aug-20	Jul-20	Jun-20
Domestic	5.366%	0.144%	2.616%
Foreign	3.011%	-2.965%	6.144%
Total	4.845%	-0.561%	3.395%



Value & Quantity of the Securities held in the CDS by Investor Category August 2020

Investor Category	Equity Holding	Corporate Debt Holding	Total Holding
Local Individual	17,475,645,385	258,667,923	17,734,313,308
Local Company	67,479,352,016	2,313,045,902	69,792,397,918
Foreign Company	23,627,288,071	6,402,600	23,633,690,671
Foreign Individual	2,827,822,409	3,175,513	2,830,997,922
Total	111,410,107,881	2,581,291,938	113,991,399,819

Investor Category	Equity Value	Corporate Debt Value	Total Value
Local Individual	340,651,223,105.00	25,856,667,514.80	366,507,890,619.80
Local Company	1,378,337,005,569.40	231,584,350,385.44	1,609,921,355,954.84
Foreign Company	511,877,832,601.60	630,005,215.16	512,507,837,816.76
Foreign Individual	35,804,455,978.80	320,895,895.33	36,125,351,874.13
Total	2,266,670,517,254.80	258,391,919,010.73	2,525,062,436,265.53

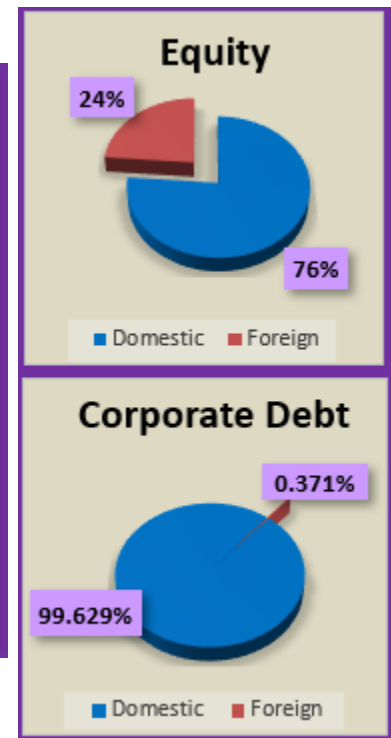
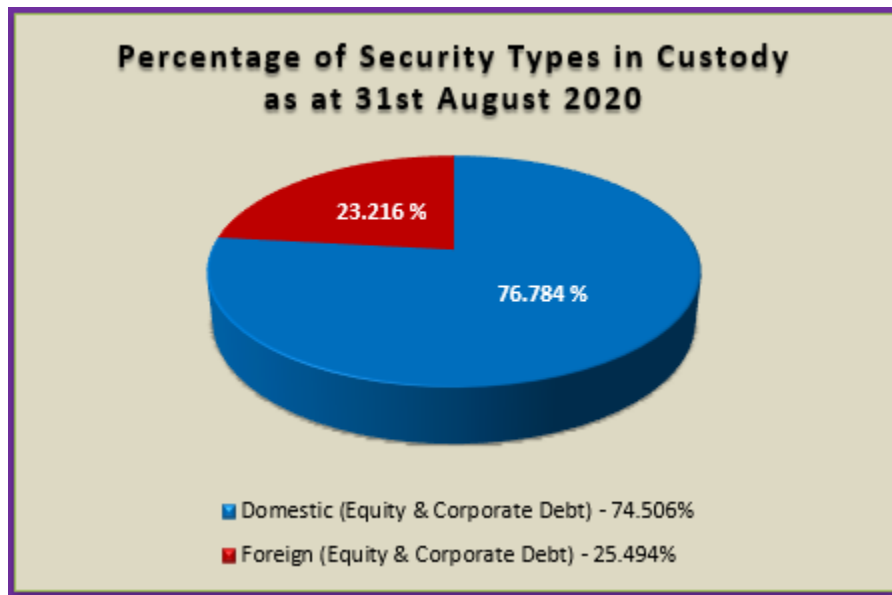


Holdings in CDS as at 31st August 2020

Holdings	Equity	Corporate Debt	Total
Domestic	84,954,997,401	2,571,713,825	87,526,711,226
Foreign	26,455,110,480	9,578,113	26,464,688,593

Market Value	Equity	Corporate Debt	Total
Domestic	1,718,988,228,674.40	257,441,017,900.24	1,976,429,246,574.64
Foreign	547,682,288,580.40	950,901,110.49	548,633,189,690.89

	Quantity	Market Value (LKR)
Equity	111,410,107,881	2,266,670,517,254.80
Debentures	2,581,291,938	258,391,919,010.73



De-Mat Percentages of Securities

DE-MAT PERCENTAGE FOR EQUITY

97.1%

DE-MAT PERCENTAGE FOR CORPORATE DEBT

99.8%

Corporate Actions and New Listings Completed in August 2020		
Scrip Dividends	Central Industries PLC (1)	CIND.N0000
Rights Issues	Industrial Asphalts (Ceylon) PLC (1)	ASPH.N0000
	Browns Investment PLC (1)	BIL.N0000