

# CDS INFOLINE

---

## February 2020

**Operational Highlights of  
Central Depository Systems (Pvt) Ltd  
of Sri Lanka (CDS)  
(A fully owned subsidiary of Colombo Stock  
Exchange)**

**Phone: +94 11 2 356 456**

**Fax: +94 11 2 440 396**

**Email: [cgs@cse.lk](mailto:cds@cse.lk)**

**Website: [www.cds.lk](http://www.cds.lk)**



Central Depository Systems (Pvt) Limited

Convenient | Dedicated | Secure

## February 2020 at a Glance

### Value of Securities



Local Individual	<ul style="list-style-type: none"> <li>354,102,535,485.60</li> </ul>
Local Institutional	<ul style="list-style-type: none"> <li>1,665,918,832,228.85</li> </ul>
Foreign Individual	<ul style="list-style-type: none"> <li>38,610,800,010.85</li> </ul>
Foreign Institutional	<ul style="list-style-type: none"> <li>586,209,981,783.60</li> </ul>

### Volume of Securities



Local Individual	<ul style="list-style-type: none"> <li>15,993,523,381</li> </ul>
Local Institutional	<ul style="list-style-type: none"> <li>56,581,936,481</li> </ul>
Foreign Individual	<ul style="list-style-type: none"> <li>2,574,925,282</li> </ul>
Foreign Institutional	<ul style="list-style-type: none"> <li>24,310,229,732</li> </ul>

### Main Operational Stats



Total Number of Deposits	<ul style="list-style-type: none"> <li>507</li> </ul>
De-Mat Accounts Opened	<ul style="list-style-type: none"> <li>2,078</li> </ul>
Transfers	<ul style="list-style-type: none"> <li>1,615</li> </ul>
Total eService Subscriptions (SMS Alerts & e-Statements)	<ul style="list-style-type: none"> <li>671</li> </ul>

### De-Mat Accounts (Excluding multiple)



Local Individual	<ul style="list-style-type: none"> <li>616,305</li> </ul>
Local Institutional	<ul style="list-style-type: none"> <li>10,384</li> </ul>
Foreign Individual	<ul style="list-style-type: none"> <li>4,788</li> </ul>
Foreign Institutional	<ul style="list-style-type: none"> <li>5,612</li> </ul>

## Operational Highlights

Major Operations	Feb-20	Jan-20	Dec-19	Nov-19	Oct-19	Sep-19	Feb-19
New Accounts (No.)	2,078	980	1,268	1,229	1,120	719	621
Deposits (No.)	*507	453	6,893	2,856	16,716	2,574	3,008
Withdrawals (No.)	0	0	0	0	1	1	0
Transfers (No.)	1,615	3,045	4,647	4,426	3,475	1,736	1,402
Trades (No.) - Equity	79,992	97,094	112,415	183,313	155,223	95,928	55,363
Trades (No.)-Closed End Funds	24	46	17	30	17	41	11
Market Days (No.)	18	20	20	19	23	20	18
Listed Companies (No.)	290	289	289	289	290	290	297
Participants (No.)	44	44	44	44	45	45	45

\*Deposits in February 2020 include 80 direct deposits made due to Subdivisions, Right Issues, Initial public Offers and Capitalization of Reserves.

e-Services Enrollment	As at 29 <sup>th</sup> Feb 2020	Feb 2020	As at 31 <sup>st</sup> Jan 2020
SMS	11,926	10	11,916
e-Statements	36,674	661	36,013

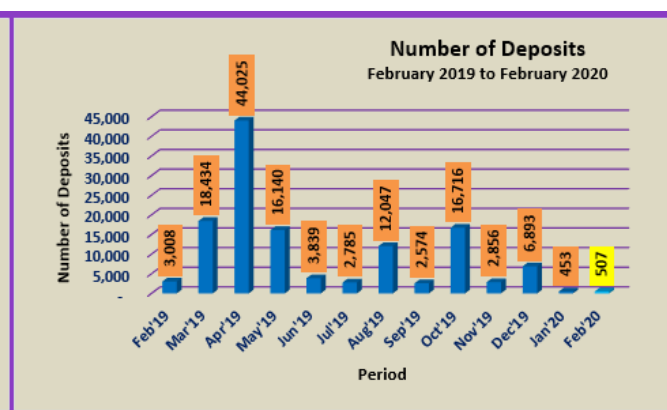
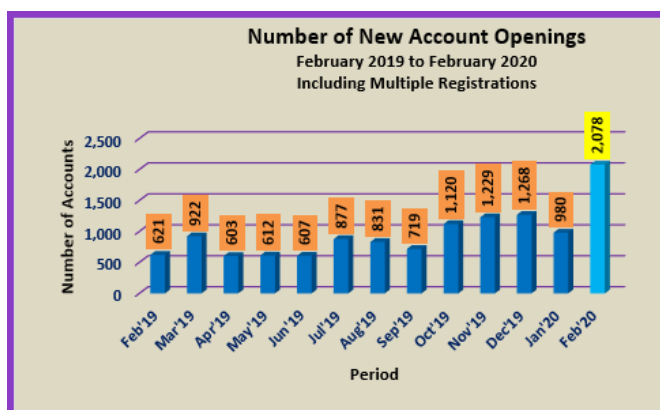
## Annual Comparison

	CUMULATIVE	
	2020	2019
New Accounts (No.)	3,058	1,552
Deposits (No.)	960	3,521
Withdrawals (No.)	0	0
Transfers (No.)	4,660	4,455
Trades (No.) - Equity	177,086	138,259
Trades (No.)-Closed End Funds	70	15

Comparative analysis on monthly basis as a percentage

	Feb 20	Jan 20	Dec 19	Nov 19	Oct 19
New Accounts (No.)	112.04	-22.71	3.17	9.73	55.77
Deposits (No.)	11.92	-93.43	141.35	-82.91	549.42
Trades (No.) - Equity	-17.61	-13.63	-38.68	18.10	61.81

	2020	2019
New Accounts (No.)	3,058	1,552
Deposits (No.)	960	3,521
Withdrawals (No.)	0	0
Transfers (No.)	4,660	4,455
Trades (No.) - Equity	177,086	138,259
Trades (No.)-Closed End Funds	70	15

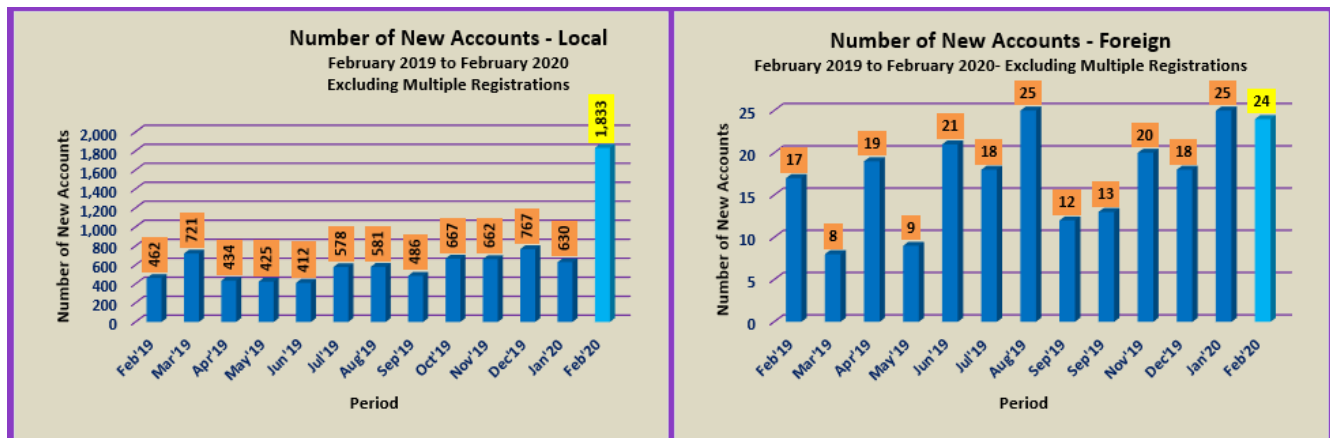


### Number of CDS Accounts by Investor Category

	Feb-20	Jan-20	Dec-19	Nov-19	Oct-19	Sep-19	Feb-19
<b>Local Individuals (No.)</b>	616,305	614,504	613,904	613,162	612,534	611,928	608,445
<b>Foreign Individuals (No.)</b>	4,788	4,774	4,765	4,758	4,750	4,746	4,707
<b>Local Companies (No.)</b>	10,384	10,352	10,322	10,297	10,263	10,202	10,048
<b>Foreign Companies (No.)</b>	5,612	5,602	5,586	5,575	5,563	5,554	5,481
<b>Total Excluding Multiple Registrations</b>	637,089	635,232	634,577	633,792	633,110	632,430	628,681
<b>Total De-Mat Accounts Including Multiple Registrations</b>	838,115	836,037	835,057	833,789	832,560	831,439	826,268

### De-Mat Account Categories as a Percentage against Total Registrations Excluding Multiple Registrations (%)

	Feb-20	Jan-20	Dec-19	Nov-19	Oct-19	Sep-19	Feb-19
<b>Local Individuals (No.)</b>	96.74	96.74	96.74	96.74	96.75	96.76	96.78
<b>Foreign Individuals (No.)</b>	0.75	0.75	0.75	0.75	0.75	0.75	0.75
<b>Local Companies (No.)</b>	1.63	1.63	1.63	1.62	1.62	1.61	1.60
<b>Foreign Companies (No.)</b>	0.88	0.88	0.88	0.88	0.88	0.88	0.87
<b>Total Excluding Multiple Registrations</b>	100.00	100.00	100.00	100.00	100.00	100.00	100.00



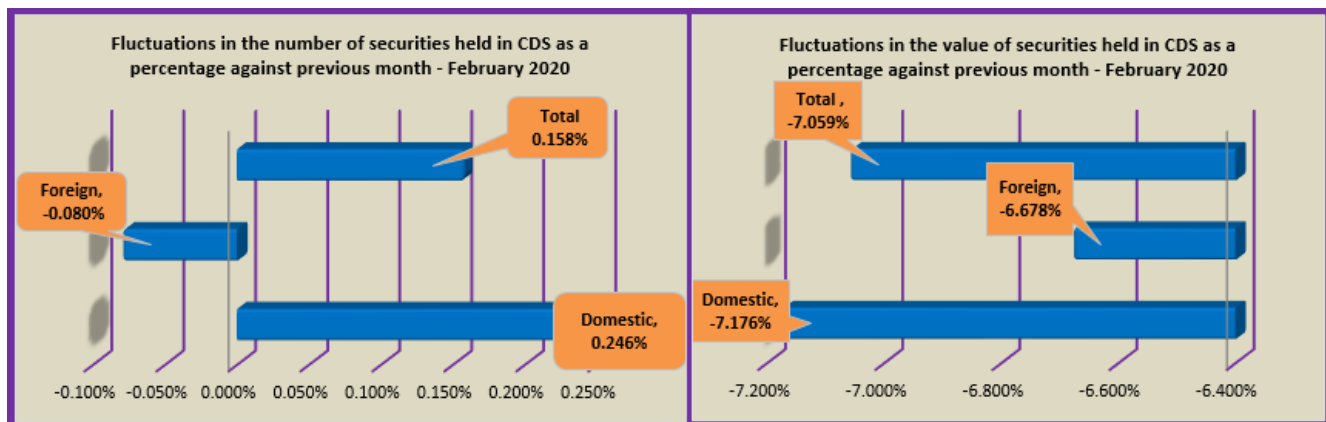
### Value & Quantity of the Securities held in the CDS

Securities Held in Custody (Nos.)	Feb-20	Jan-20	Dec-19	Nov-19	Feb-19
<b>Domestic</b>	72,575,459,862	72,397,385,015	72,337,332,086	72,267,332,839	72,878,284,081
<b>Foreign</b>	26,885,155,014	26,906,666,945	26,869,956,623	26,899,083,697	24,104,574,760
<b>Total</b>	99,460,614,876	99,304,051,960	99,207,288,709	99,166,416,536	96,982,858,841

Comparative Analysis on Fluctuations (Change)	Feb-20	Jan-20	Dec-19
<b>Domestic</b>	0.246%	0.083%	0.097%
<b>Foreign</b>	-0.080%	0.137%	-0.108%
<b>Total</b>	0.158%	0.098%	0.041%

Securities Held in Custody (Rs.)	Feb-20	Jan-20	Dec-19	Nov-19	Feb-19
<b>Domestic</b>	2,020,021,367,714	2,176,192,530,527	2,247,283,777,924	2,258,116,453,577	2,040,757,925,263
<b>Foreign</b>	624,820,781,794	669,534,411,081	692,868,929,590	713,578,053,668	666,396,210,690
<b>Total</b>	2,644,842,149,509	2,845,726,941,607	2,940,152,707,514	2,971,694,507,245	2,707,154,135,953

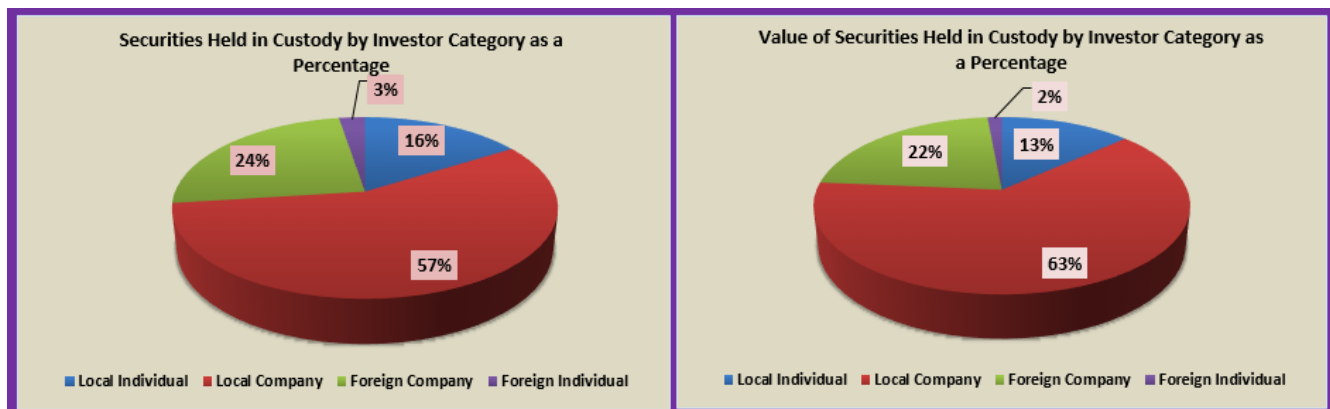
Comparative Analysis on Fluctuations (Change)	Feb-20	Jan-20	Dec-19
<b>Domestic</b>	-7.176%	-3.163%	-0.480%
<b>Foreign</b>	-6.678%	-3.368%	-2.902%
<b>Total</b>	-7.059%	-3.212%	-1.061%



## Value & Quantity of the Securities held in the CDS by Investor Category February 2020

Investor Category	Equity Holding	Corporate Debt Holding	Total Holding
Local Individual	15,748,241,790	245,281,591	15,993,523,381
Local Company	54,009,200,996	2,572,735,485	56,581,936,481
Foreign Company	24,302,027,132	8,202,600	24,310,229,732
Foreign Individual	2,571,606,469	3,318,813	2,574,925,282
<b>Total</b>	<b>96,631,076,387</b>	<b>2,829,538,489</b>	<b>99,460,614,876</b>

Investor Category	Equity Value	Corporate Debt Value	Total Value
Local Individual	330,233,185,005.50	23,869,350,480.10	354,102,535,485.60
Local Company	1,411,368,557,875.60	254,550,274,353.25	1,665,918,832,228.85
Foreign Company	585,400,940,943.60	809,040,840.00	586,209,981,783.60
Foreign Individual	38,290,821,674.30	319,978,336.55	38,610,800,010.85
<b>Total</b>	<b>2,365,293,505,499.00</b>	<b>279,548,644,009.90</b>	<b>2,644,842,149,508.90</b>

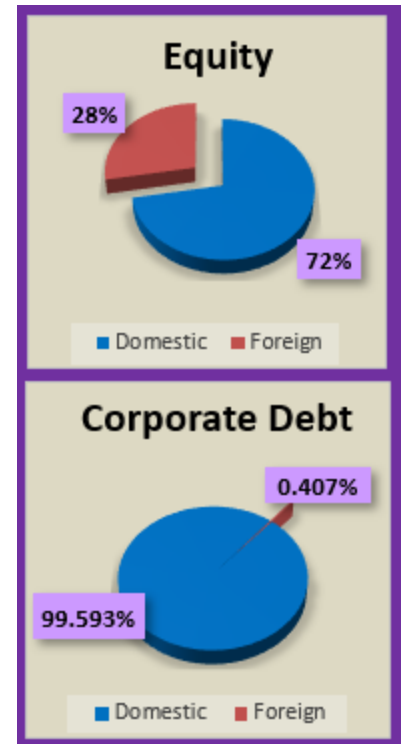
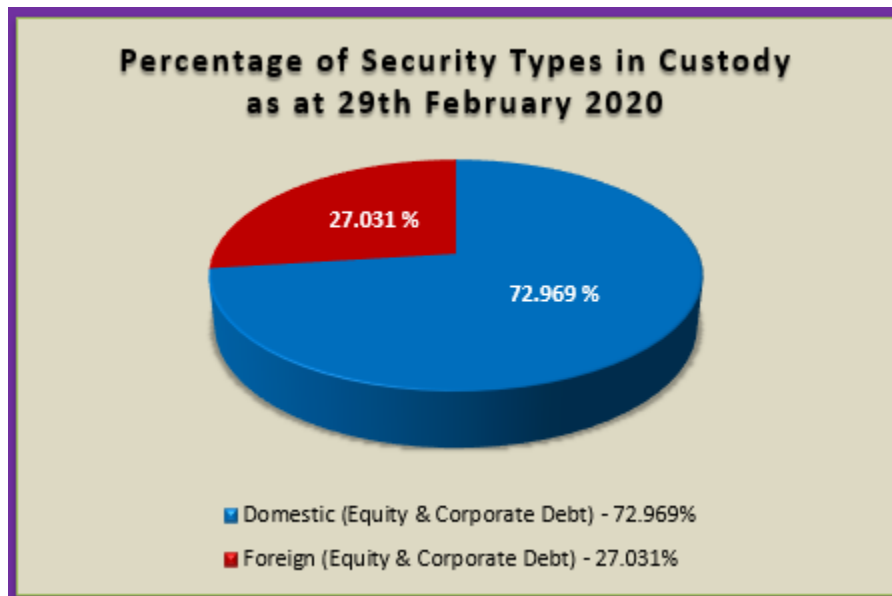


### Holdings in CDS as at 29<sup>th</sup> February 2020

Holdings	Equity	Corporate Debt	Total
<b>Domestic</b>	69,757,442,786	2,818,017,076	72,575,459,862
<b>Foreign</b>	26,873,633,601	11,521,413	26,885,155,014

Market Value	Equity	Corporate Debt	Total
<b>Domestic</b>	1,741,601,742,881.10	278,419,624,833.35	2,020,021,367,714.45
<b>Foreign</b>	623,691,762,617.90	1,129,019,176.55	624,820,781,794.45

	Quantity	Market Value (LKR)
<b>Equity</b>	96,631,076,387	2,365,293,505,499.00
<b>Debentures</b>	2,829,538,489	279,548,644,009.90



#### De-Mat Percentages of Securities

DE-MAT PERCENTAGE FOR EQUITY

97.1%

DE-MAT PERCENTAGE FOR CORPORATE DEBT

99.8%

**Corporate Actions and New Listings Completed in February 2020**

<b>Debt IPOs</b>	First Capital Treasuries PLC (01)	FCT.D0482
<b>Rights Issues</b>	Orient Finance PLC (01)	BFN.N0000
	Agalawatte Plantations PLC (01)	AGAL.N0000