

# CDS INFOLINE

---

## July 2020

**Operational Highlights of  
Central Depository Systems (Pvt) Ltd  
of Sri Lanka (CDS)**  
(A fully owned subsidiary of Colombo Stock Exchange)

Phone: +94 11 2 356 456

Fax: +94 11 2 440 396

Email: [cds@cse.lk](mailto:cds@cse.lk)

Website: [www.cds.lk](http://www.cds.lk)



Central Depository Systems (Pvt) Limited

Convenient | Dedicated | Secure

## July 2020 at a Glance

### Value of Securities



Local Individual	<ul style="list-style-type: none"> <li>335,634,373,644.22</li> </ul>
Local Institutional	<ul style="list-style-type: none"> <li>1,540,136,302,632.16</li> </ul>
Foreign Individual	<ul style="list-style-type: none"> <li>35,412,108,457.53</li> </ul>
Foreign Institutional	<ul style="list-style-type: none"> <li>497,182,462,795.81</li> </ul>

### Volume of Securities



Local Individual	<ul style="list-style-type: none"> <li>16,796,762,568</li> </ul>
Local Institutional	<ul style="list-style-type: none"> <li>60,436,834,274</li> </ul>
Foreign Individual	<ul style="list-style-type: none"> <li>2,646,660,661</li> </ul>
Foreign Institutional	<ul style="list-style-type: none"> <li>23,781,244,243</li> </ul>

### Main Operational Stats



Total Number of Deposits	<ul style="list-style-type: none"> <li>40,679</li> </ul>
De-Mat Accounts Opened	<ul style="list-style-type: none"> <li>1,806</li> </ul>
Transfers	<ul style="list-style-type: none"> <li>2,271</li> </ul>
Total eService Subscriptions (SMS Alerts & e-Statements)	<ul style="list-style-type: none"> <li>1,593</li> </ul>

### De-Mat Accounts (Excluding multiple)



Local Individual	<ul style="list-style-type: none"> <li>619,796</li> </ul>
Local Institutional	<ul style="list-style-type: none"> <li>10,506</li> </ul>
Foreign Individual	<ul style="list-style-type: none"> <li>4,804</li> </ul>
Foreign Institutional	<ul style="list-style-type: none"> <li>5,654</li> </ul>

## Operational Highlights

Major Operations	Jul-20	Jun-20	May-20	Apr-20	Mar-20	Feb-20	Jul-19
New Accounts (No.)	1,806	1,864	909	0	372	2,078	877
Deposits (No.)	*40,679	12,171	2,159	0	7,608	507	2,785
Withdrawals (No.)	0	2	0	0	0	0	1
Transfers (No.)	2,271	1,694	341	0	648	1,615	2,612
Trades (No.) - Equity	244,701	201,301	138,473	0	76,943	79,992	158,594
Trades (No.)-Closed End Funds	77	12	15	0	3	24	41
Market Days (No.)	23	21	14	0	10	18	22
Listed Companies (No.)	287	289	289	289	289	290	290
Participants (No.)	45	44	44	44	44	44	45

\*Deposits in July 2020 include 40,098 direct deposits made due to Subdivisions, Right Issues, Initial public Offers and Capitalization of Reserves.

e-Services Enrollment	As at 31 <sup>st</sup> July 2020	July 2020	As at 30 <sup>th</sup> June 2020
SMS	12,055	39	12,016
e-Statements	39,179	1,554	37,625

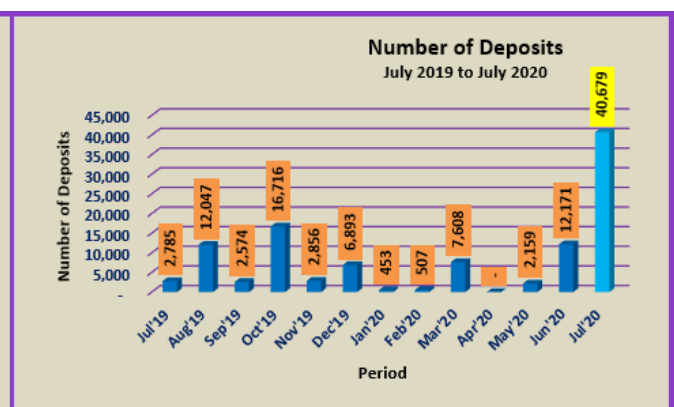
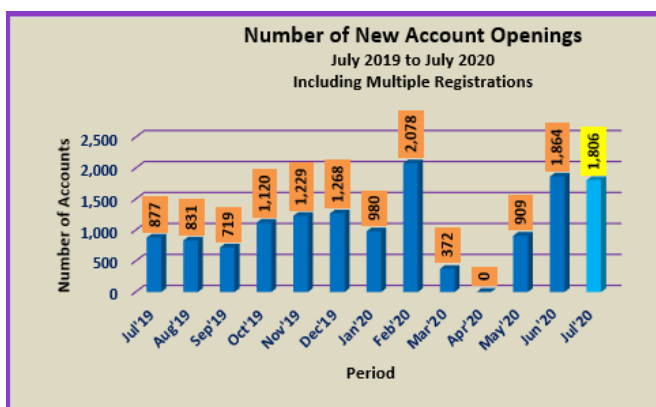
## Annual Comparison

	CUMULATIVE	
	2020	2019
New Accounts (No.)	8,009	5,173
Deposits (No.)	63,577	88,744
Withdrawals (No.)	2	7
Transfers (No.)	9,614	12,285
Trades (No.) - Equity	838,504	527,948
Trades (No.)-Closed End Funds	177	131

Comparative analysis on monthly basis as a percentage

	Jul 20	Jun 20	May 20	Apr 20	Mar 20
New Accounts (No.)	-3.11	105.06	144.35	-100.00	-82.10
Deposits (No.)	234.23	463.73	-71.62	-100.00	1,400.59
Trades (No.) - Equity	21.56	45.37	79.97	-100.00	-3.81

	2020	2019
New Accounts (No.)	8,009	5,173
Deposits (No.)	63,577	88,744
Withdrawals (No.)	2	7
Transfers (No.)	9,614	12,285
Trades (No.) - Equity	838,504	527,948
Trades (No.)-Closed End Funds	177	131

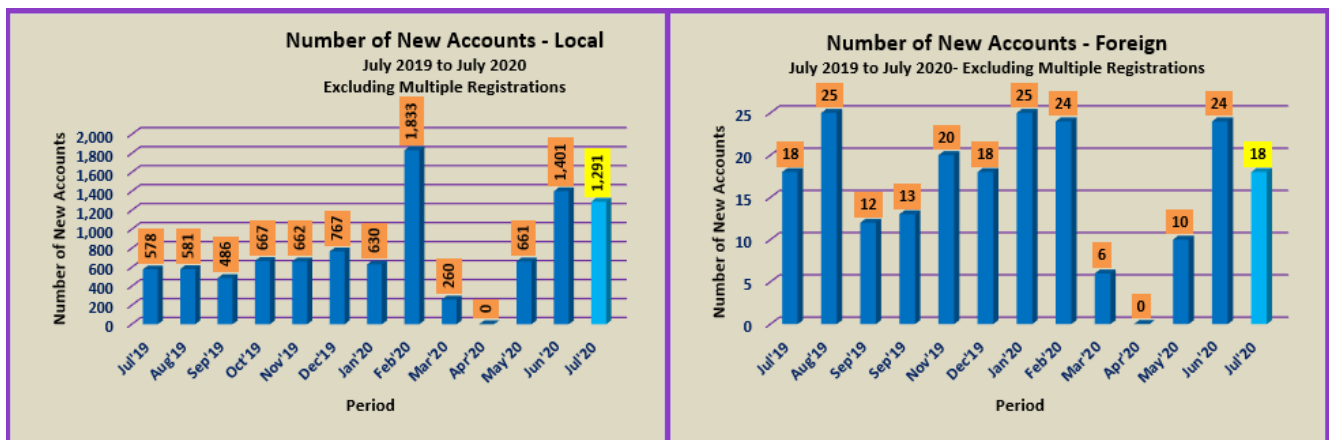


### Number of CDS Accounts by Investor Category

	Jul-20	Jun-20	May-20	Apr-20	Mar-20	Feb-20	Jul-19
<b>Local Individuals (No.)</b>	619,796	618,546	617,187	616,544	616,544	616,305	610,930
<b>Foreign Individuals (No.)</b>	4,804	4,802	4,798	4,794	4,794	4,788	4,736
<b>Local Companies (No.)</b>	10,506	10,465	10,423	10,405	10,405	10,384	10,133
<b>Foreign Companies (No.)</b>	5,654	5,638	5,618	5,612	5,612	5,612	5,527
<b>Total Excluding Multiple Registrations</b>	640,760	639,451	638,026	637,355	637,355	637,089	631,326
<b>Total De-Mat Accounts Including Multiple Registrations</b>	843,066	841,260	839,396	838,487	838,487	838,115	829,889

### De-Mat Account Categories as a Percentage against Total Registrations Excluding Multiple Registrations (%)

	Jul-20	Jun-20	May-20	Apr-20	Mar-20	Feb-20	Jul-19
<b>Local Individuals (No.)</b>	96.73	96.73	96.73	96.73	96.73	96.74	96.77
<b>Foreign Individuals (No.)</b>	0.75	0.75	0.75	0.75	0.75	0.75	0.75
<b>Local Companies (No.)</b>	1.64	1.64	1.63	1.63	1.63	1.63	1.61
<b>Foreign Companies (No.)</b>	0.88	0.88	0.88	0.88	0.88	0.88	0.88
<b>Total Excluding Multiple Registrations</b>	100.00	100.00	100.00	100.00	100.00	100.00	100.00



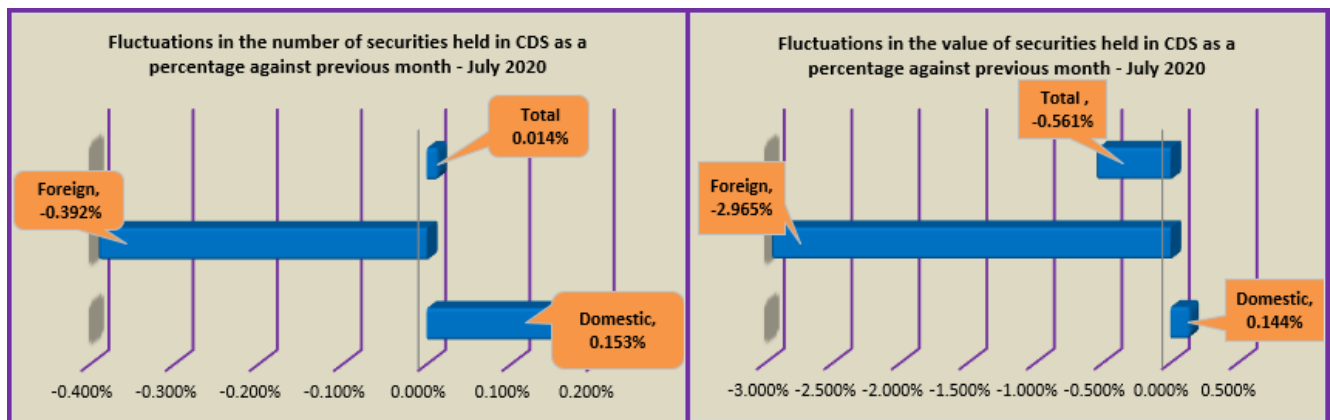
### Value & Quantity of the Securities held in the CDS

Securities Held in Custody (Nos.)	Jul-20	Jun-20	May-20	Apr-20	Jul-19
<b>Domestic</b>	77,233,596,842	77,115,533,093	77,265,135,676	72,657,575,855	70,662,662,543
<b>Foreign</b>	26,427,904,904	26,531,807,386	26,675,287,990	26,820,602,732	26,854,902,891
<b>Total</b>	103,661,501,746	103,647,340,479	103,940,423,666	99,478,178,587	97,517,565,434

Comparative Analysis on Fluctuations (Change)	Jul-20	Jun-20	May-20
<b>Domestic</b>	0.153%	-0.194%	6.341%
<b>Foreign</b>	-0.392%	-0.538%	-0.542%
<b>Total</b>	0.014%	-0.282%	4.486%

Securities Held in Custody (Rs.)	Jul-20	Jun-20	May-20	Apr-20	Jul-19
<b>Domestic</b>	1,875,770,676,276	1,873,072,341,638	1,825,323,027,241	1,706,925,211,511	2,132,960,519,857
<b>Foreign</b>	532,594,571,253	548,871,082,090	517,100,656,751	489,674,255,111	681,338,433,032
<b>Total</b>	2,408,365,247,530	2,421,943,423,727	2,342,423,683,992	2,196,599,466,623	2,814,298,952,889

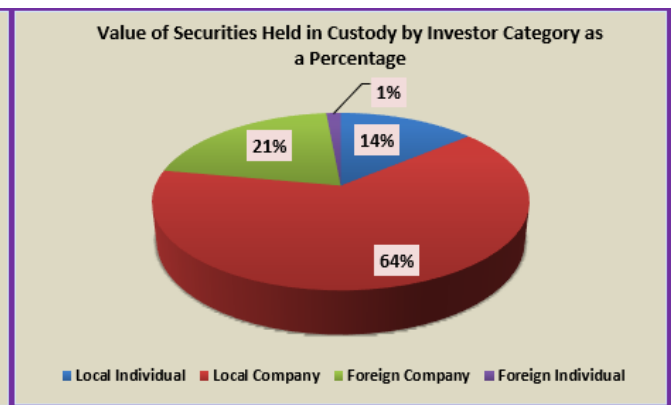
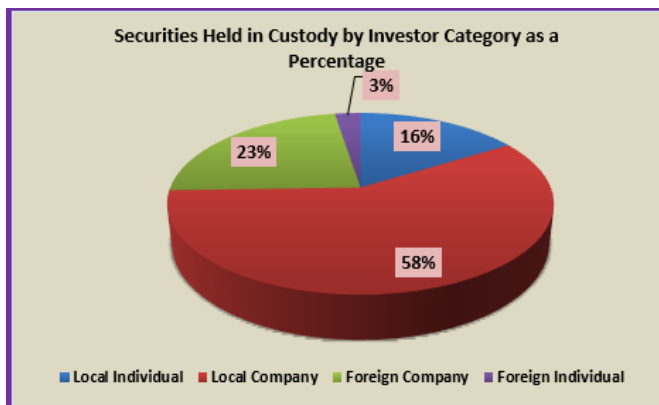
Comparative Analysis on Fluctuations (Change)	Jul-20	Jun-20	May-20
<b>Domestic</b>	0.144%	2.616%	6.936%
<b>Foreign</b>	-2.965%	6.144%	5.601%
<b>Total</b>	-0.561%	3.395%	6.639%



## Value & Quantity of the Securities held in the CDS by Investor Category July 2020

Investor Category	Equity Holding	Corporate Debt Holding	Total Holding
Local Individual	16,537,113,395	259,649,173	16,796,762,568
Local Company	58,122,254,972	2,314,579,302	60,436,834,274
Foreign Company	23,774,841,643	6,402,600	23,781,244,243
Foreign Individual	2,643,486,648	3,174,013	2,646,660,661
<b>Total</b>	<b>101,077,696,658</b>	<b>2,583,805,088</b>	<b>103,661,501,746</b>

Investor Category	Equity Value	Corporate Debt Value	Total Value
Local Individual	309,733,821,412.10	25,900,552,232.12	335,634,373,644.22
Local Company	1,309,026,273,842.80	231,110,028,789.36	1,540,136,302,632.16
Foreign Company	496,552,786,201.40	629,676,594.41	497,182,462,795.81
Foreign Individual	35,092,490,611.30	319,617,846.23	35,412,108,457.53
<b>Total</b>	<b>2,150,405,372,067.60</b>	<b>257,959,875,462.12</b>	<b>2,408,365,247,529.72</b>

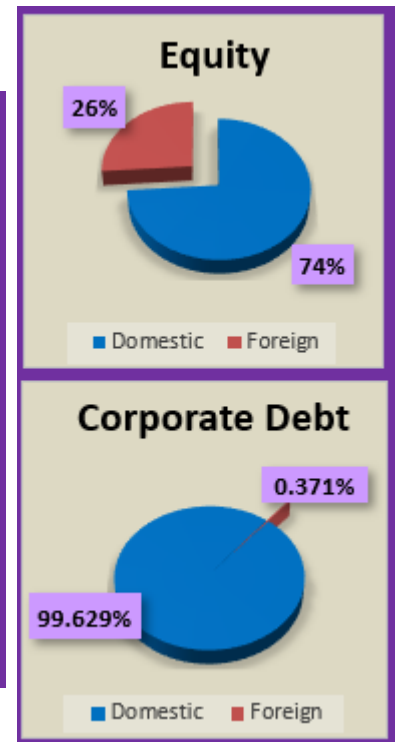
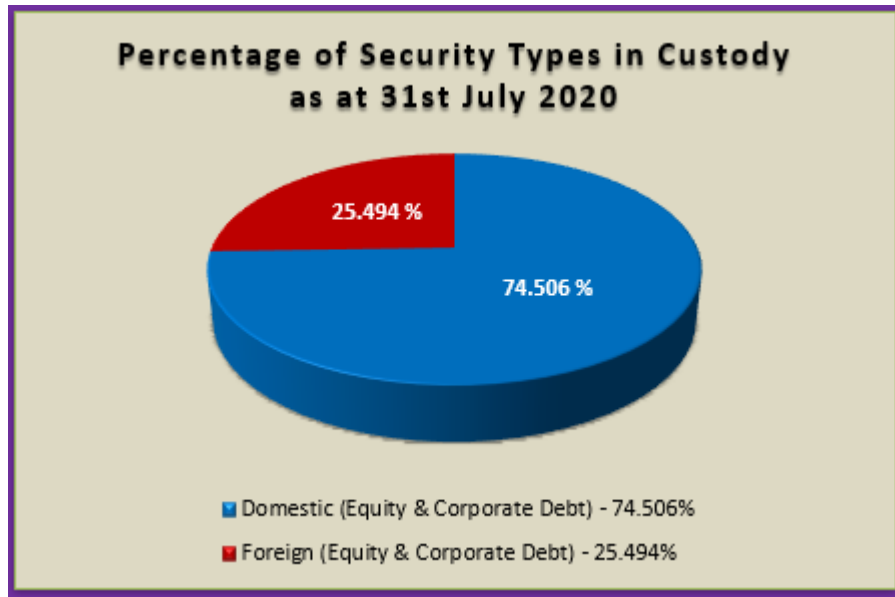


### Holdings in CDS as at 31<sup>st</sup> July 2020

Holdings	Equity	Corporate Debt	Total
<b>Domestic</b>	74,659,368,367	2,574,228,475	77,233,596,842
<b>Foreign</b>	26,418,328,291	9,576,613	26,427,904,904

Market Value	Equity	Corporate Debt	Total
<b>Domestic</b>	1,618,760,095,254.90	257,010,581,021.48	1,875,770,676,276.38
<b>Foreign</b>	531,645,276,812.70	949,294,440.64	532,594,571,253.34

	Quantity	Market Value (LKR)
<b>Equity</b>	101,077,696,658	2,150,405,372,067.60
<b>Debentures</b>	2,583,805,088	257,959,875,462.12



#### De-Mat Percentages of Securities

DE-MAT PERCENTAGE FOR EQUITY

97.1%

DE-MAT PERCENTAGE FOR CORPORATE DEBT

99.8%

**Corporate Actions and New Listings Completed in July 2020**

<b>Scrip Dividends</b>	DFCC Bank PLC (1)	DFCC.N0000
	Seylan Bank PLC (2)	SEYB.N0000 SEYB.X0000
	Commercial Bank of Ceylon PLC (2)	SEYB.N0000 SEYB.X0000
	Sanasa Development Bank PLC (1)	SDB.N0000
<b>Debt IPO</b>	Siyapatha Finance PLC (1)	SLFL.D0488