

The News Letter of Central Depository Systems Sri Lanka

(A Fully owned subsidiary of Colombo Stock Exchange)

TEL: 2440539, 2446581, And 2440166, FAX: 2440396, 2445279 EMAIL: cds@cse.lk

WEB SITE: [www.cds.lk](http://www.cds.lk)

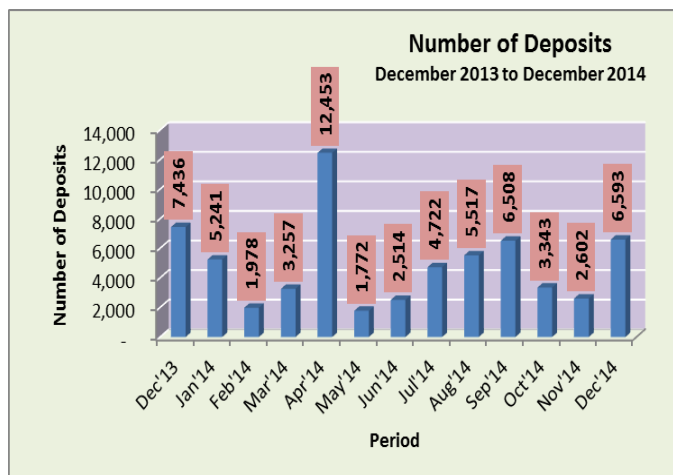
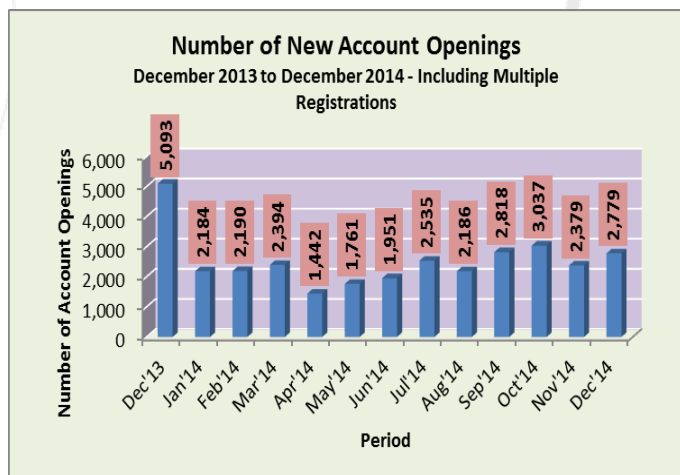
### MONTHLY REVIEW: DECEMBER '14

Major Operations	Dec-14	Nov-14	Oct-14	Sep-14	Aug-14	Jul-14	Dec-13
New Accounts (No.)	2,779	2,379	3,037	2,818	2,186	2,535	5,093
Deposits (No.)	6,593*	2,602	3,343	6,508	5,517	4,722	7,436
Withdrawals (No.)	6	4	5	2	0	0	0
Transfers (No.)	2,215	3,484	4,852	2,735	2,330	3,185	1,315
Trades (No.) - Equity	103,392	101,443	207,630	264,350	255,768	223,593	75,387
Trades (No.)-Closed End Funds	58	170	74	124	68	64	19
Market Days (No.)	22	21	20	21	21	22	20
Listed Companies (No.)	294	293	292	293	295	295	289
Participants (No.)	50	49	48	47	47	47	45

\* Deposits in October 2014 include 3,283 direct deposits made due to Subdivisions, Right Issues, Initial public Offers and Capitalization of Reserves

Major Operations	Dec-14	Nov-14	Oct-14	Sep-14	Aug-14
Comparative analysis on monthly basis	%	%	%	%	%
New Accounts (No.)	16.81	-21.67	7.77	28.91	-13.77
Deposits (No.)	153.38	-22.17	-48.63	17.96	16.84
Trades (No.) - Equity	1.92	-51.14	-21.46	3.36	14.39

	2014	2013
	CUMULATIVE	
	JAN-DEC	
New Accounts (No.)	27,656	27,608
Deposits (No.)	54,872	98,342
Withdrawals (No.)	21	14
Transfers (No.)	31,486	24,281
Trades (No.) - Equity	1,849,779	1,421,303
Trades (No.)-Closed End Funds	940	883



### DE-MAT Accounts in CDS

	Dec-14	Nov-14	Oct-14	Sep-14	Aug-14	Jul-14	Dec-13
Local Individuals (No.)	560,828	558,698	557,017	554,898	552,901	551,367	540,709
Foreign Individuals (No.)	4,396	4,381	4,376	4,365	4,359	4,349	4,287
Local Companies (No.)	8,619	8,560	8,487	8,414	8,360	8,325	8,133
Foreign Companies (No.)	4,705	4,696	4,665	4,647	4,630	4,620	4,491
<b>Total(Excluding Multiple Registrations)</b>	<b>578,548</b>	<b>576,335</b>	<b>574,545</b>	<b>572,324</b>	<b>570,250</b>	<b>568,661</b>	<b>557,620</b>

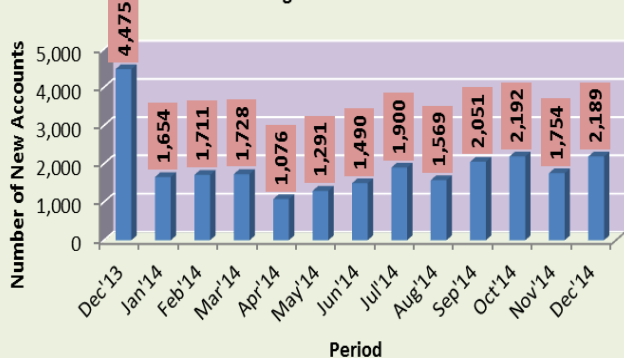
### Total De-Mat Accounts Including Multiple Registrations

<b>759,344</b>	<b>756,564</b>	<b>752,544</b>	<b>749,507</b>	<b>746,689</b>	<b>744,503</b>	<b>730,046</b>
----------------	----------------	----------------	----------------	----------------	----------------	----------------

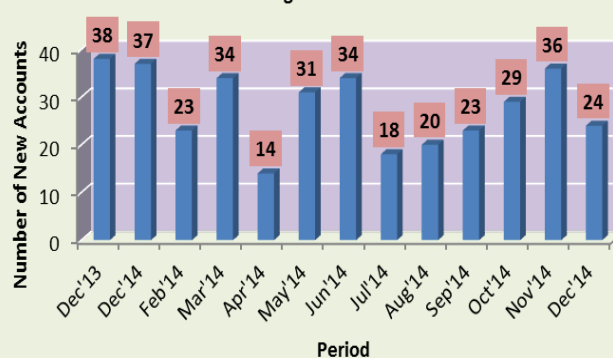
### De-Mat Account Categories As a Percentage against Total Registrations Excluding Multiple Registrations

	Dec-14	Nov-14	Oct-14	Sep-14	Aug-14	Jul-14	Dec-13
Local Individuals (No.)	96.94	96.94	96.95	96.96	96.96	96.96	96.97
Foreign Individuals (No.)	0.76	0.76	0.76	0.76	0.76	0.76	0.77
Local Companies (No.)	1.49	1.49	1.48	1.47	1.47	1.46	1.46
Foreign Companies (No.)	0.81	0.81	0.81	0.81	0.81	0.81	0.81
<b>Total(Excluding Multiple Registrations)</b>	<b>100.00</b>	<b>100.00</b>	<b>100.00</b>	<b>100.00</b>	<b>100.00</b>	<b>100.00</b>	<b>100.00</b>

**Number of New Accounts - Local**  
December 2013 to December 2014 - Excluding Multiple Registrations



**Number of New CDS Accounts - Foreign**  
December 2013 to December 2014 - Excluding Multiple Registrations



### Securities Held in Custody (Nos.)

	Dec-14	Nov-14	Oct-14	Sep-14	Dec-13
Domestic	58,055,005,499	57,204,631,536	57,026,693,259	56,296,478,526	53,093,868,887
Foreign	20,274,271,152	20,045,868,117	20,016,228,827	19,032,874,011	18,236,355,497
<b>Total</b>	<b>78,329,276,651</b>	<b>77,250,499,653</b>	<b>77,042,922,086</b>	<b>75,329,352,537</b>	<b>71,330,224,384</b>

### Comparative Analysis on Fluctuations(Change)

	Dec-14	Nov-14	Oct-14
Domestic	1.49%	0.31%	1.30%
Foreign	1.14%	0.15%	5.17%
<b>Total</b>	<b>1.40%</b>	<b>0.27%</b>	<b>2.27%</b>

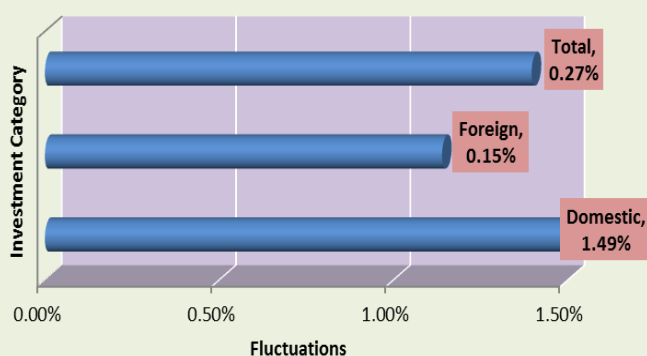
### Securities Held in Custody (Rs.)

	Dec-14	Nov-14	Oct-14	Sep-14	Dec-13
Domestic	2,096,802,778,871	1,927,502,898,138	2,074,954,308,069	1,984,049,475,015	1,590,676,023,999
Foreign	891,883,751,641	865,231,253,470	872,929,363,210	836,786,807,365	678,741,032,927
<b>Total</b>	<b>2,988,686,530,512</b>	<b>2,792,734,151,608</b>	<b>2,947,883,671,278</b>	<b>2,820,836,282,380</b>	<b>2,269,417,056,926</b>

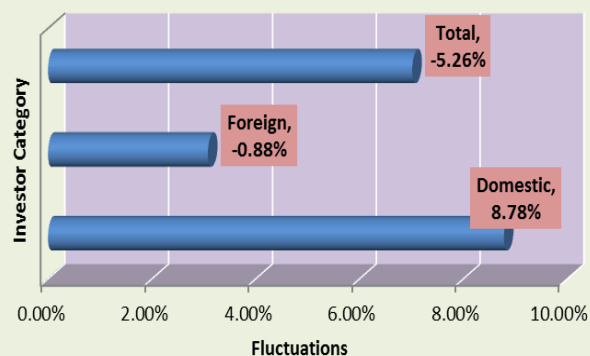
### Comparative Analysis on Fluctuations(Change)

	Dec-14	Nov-14	Oct-14
Domestic	8.78%	-7.11%	4.58%
Foreign	3.08%	-0.88%	4.32%
<b>Total</b>	<b>7.02%</b>	<b>-5.26%</b>	<b>4.50%</b>

Fluctuations in the number of securities held in CDS as a percentage against previous month - December 2014



Fluctuations in the value of securities held in CDS as a percentage against previous month - December 2014



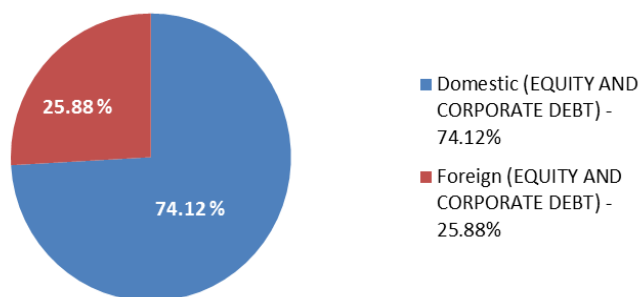
### Holdings in CDS as at 31<sup>st</sup> December 2014

<i>HOLDINGS</i>	Equity	Dex	Total
Domestic	56,618,363,140	1,436,642,359	58,055,005,499
Foreign	20,244,212,948	30,058,204	20,274,271,152

<i>MARKET VALUE</i>	Equity	Dex	Total
Domestic	1,939,145,457,446	157,657,321,425	2,096,802,778,871
Foreign	888,616,588,580	3,267,163,061	891,883,751,641

**Percentage of Security Types in Custody as at 31st December 2014**



### De-Mat Percentages

DE-MAT PERCENTAGE FOR EQUITY	94%
DE-MAT PERCENTAGE FOR CORPORATE DEBT	95%