

The News Letter of Central Depository Systems Sri Lanka  
(A Fully owned subsidiary of Colombo Stock Exchange)

TEL: 2440539, 2446581, And 2440166, FAX: 2440396, 2445279 EMAIL: cds@cse.lk

WEB SITE: [www.cds.lk](http://www.cds.lk)

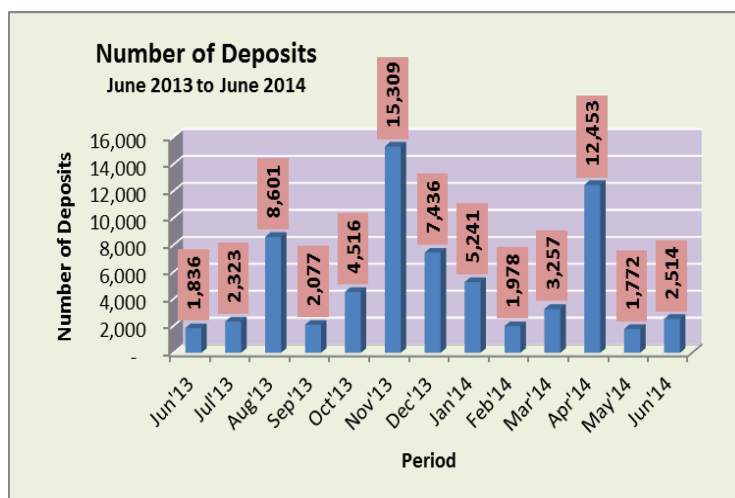
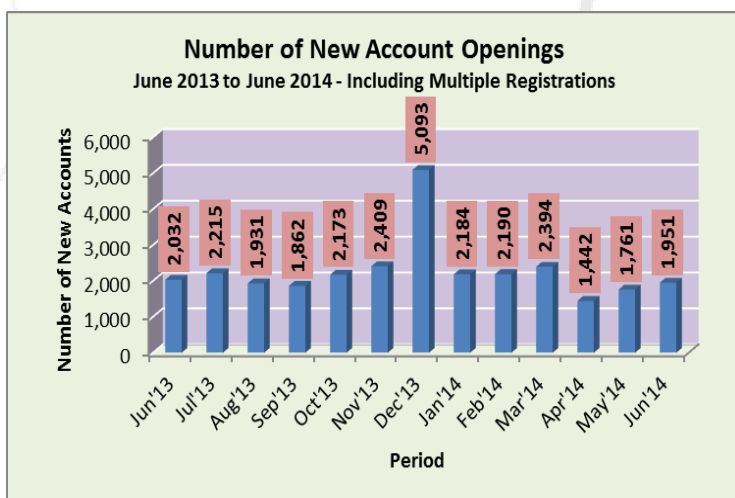
### MONTHLY REVIEW: JUNE '14

Major Operations	Jun-14	May-14	Apr-14	Mar-14	Feb-14	Jan-14	Jun-13
New Accounts (No.)	1,951	1,761	1,442	2,394	2,190	2,184	2,032
Deposits (No.)	2,514*	1,772	12,453	3,257	1,978	5,241	1,836
Withdrawals (No.)	0	2	1	1	0	0	0
Transfers (No.)	2,948	2,727	2,248	2,002	1,390	1,370	2,383
Trades (No.) - Equity	127,421	116,771	102,601	79,012	91,147	177,056	114,751
Trades (No.)-Closed End Funds	38	91	102	58	38	55	137
Market Days (No.)	20	19	19	21	17	20	20
Listed Companies (No.)	294	293	293	293	291	290	287
Participants (No.)	46	46	46	46	46	45	45

\* Deposits in June 2014 include 909 direct deposits made due to Subdivisions, Right Issues, Initial public Offers and Capitalization of Reserves

Major Operations	Jun-14	May-14	Apr-14	Mar-14	Feb-14
Comparative analysis on monthly basis	%	%	%	%	%
New Accounts (No.)	10.79	22.12	-39.77	9.32	0.27
Deposits (No.)	41.87	-85.77	282.35	64.66	-62.26
Trades (No.) - Equity	9.12	13.81	29.85	-13.31	-48.52

	2014	2013
	CUMULATIVE	
	JAN-JUN	
New Accounts (No.)	11,922	11,925
Deposits (No.)	25,587	58,080
Withdrawals (No.)	4	11
Transfers (No.)	12,685	11,901
Trades (No.) - Equity	693,603	788,103
Trades (No.)-Closed End Funds	382	623



### DE-MAT Accounts in CDS

	Jun-14	May-14	Apr-14	Mar-14	Feb-14	Jan-14	Jun-13
Local Individuals (No.)	549,510	548,053	546,796	545,749	544,039	542,353	528,140
Foreign Individuals (No.)	4,347	4,336	4,325	4,321	4,309	4,303	4,217
Local Companies (No.)	8,282	8,249	8,215	8,186	8,168	8,143	8,010
Foreign Companies (No.)	4,604	4,581	4,561	4,551	4,529	4,512	4,383
<b>Total(Excluding Multiple Registrations)</b>	<b>566,743</b>	<b>565,219</b>	<b>563,897</b>	<b>562,807</b>	<b>561,045</b>	<b>559,311</b>	<b>544,750</b>

### Total De-Mat Accounts Including Multiple Registrations

<b>741,968</b>	<b>740,017</b>	<b>738,256</b>	<b>736,814</b>	<b>734,420</b>	<b>732,230</b>	<b>714,363</b>
----------------	----------------	----------------	----------------	----------------	----------------	----------------

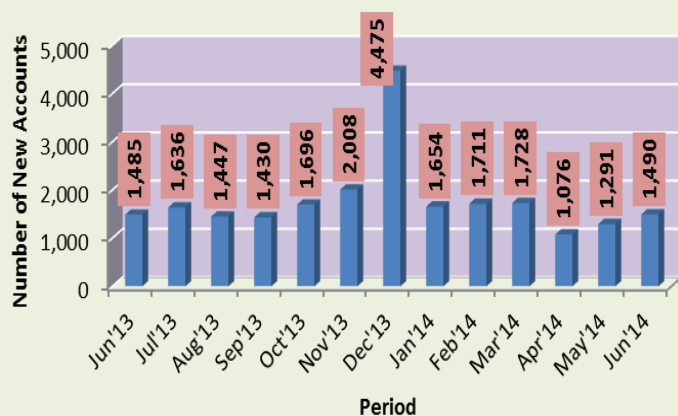
### De-Mat Account Categories

#### As a Percentage against Total Registrations Excluding Multiple Registrations

	Jun-14	May-14	Apr-14	Mar-14	Feb-14	Jan-14	Jun-13
	%	%	%	%	%	%	%
Local Individuals (No.)	96.96	96.96	96.97	96.97	96.97	96.97	96.95
Foreign Individuals (No.)	0.77	0.77	0.77	0.77	0.77	0.77	0.77
Local Companies (No.)	1.46	1.46	1.46	1.45	1.46	1.46	1.47
Foreign Companies (No.)	0.81	0.81	0.81	0.81	0.81	0.81	0.80
<b>Total(Excluding Multiple Registrations)</b>	<b>100.00</b>	<b>100.00</b>	<b>100.00</b>	<b>100.00</b>	<b>100.00</b>	<b>100.00</b>	<b>100.00</b>

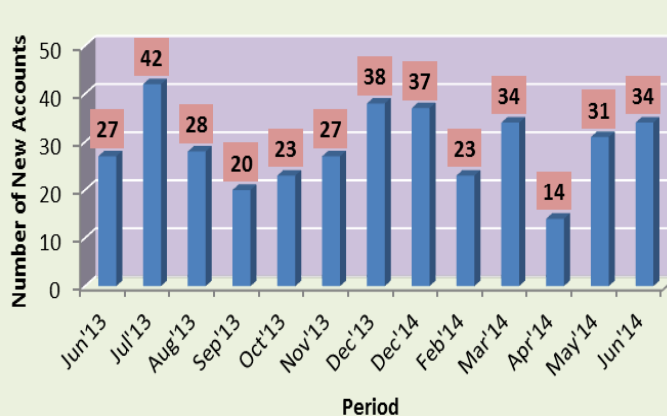
### Number of New Accounts - Local

June 2013 to June 2014 - Excluding Multiple Registrations



### Number of New CDS Accounts - Foreign

June 2013 to June 2014 - Excluding Multiple Registrations



**Securities Held in Custody**  
(Nos.)

	Jun-14	May-14	Apr-14	Mar-14	Jun-13
Domestic	54,528,780,750	53,901,889,860	54,156,532,484	53,797,093,213	50,292,912,550
Foreign	18,535,747,372	18,529,445,616	17,937,105,420	17,935,200,910	17,566,688,569
<b>Total</b>	<b>73,064,528,122</b>	<b>72,431,335,476</b>	<b>72,093,637,904</b>	<b>71,732,294,123</b>	<b>67,859,601,119</b>

**Comparative Analysis on Fluctuations(Change)**

	Jun-14	May-14	Apr-14
Domestic	1.16%	-0.47%	0.67%
Foreign	0.03%	3.30%	0.01%
<b>Total</b>	<b>0.87%</b>	<b>0.47%</b>	<b>0.50%</b>

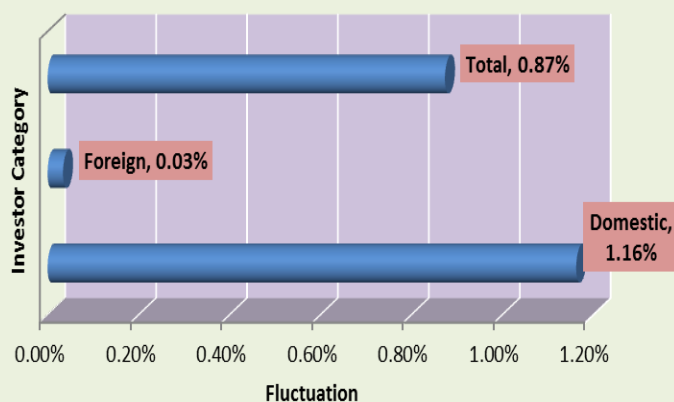
**Securities Held in Custody**  
(Rs.)

	Jun-14	May-14	Apr-14	Mar-14	Jun-13
Domestic	1,753,758,937,622	1,719,414,313,106	1,707,647,323,703	1,635,640,198,720	1,463,693,846,479
Foreign	748,251,873,357	729,993,496,013	719,508,836,807	692,660,226,331	668,865,939,479
<b>Total</b>	<b>2,502,010,810,979</b>	<b>2,449,407,809,119</b>	<b>2,427,156,160,510</b>	<b>2,328,300,425,052</b>	<b>2,132,559,785,958</b>

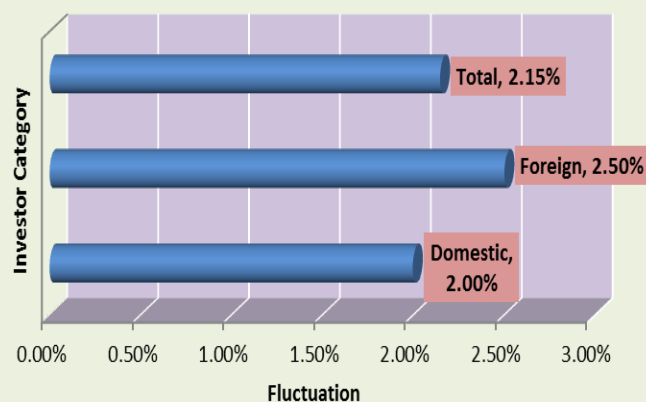
**Comparative Analysis on Fluctuations(Change)**

	Jun-14	May-14	Apr-14
Domestic	2.00%	0.69%	4.40%
Foreign	2.50%	1.46%	3.88%
<b>Total</b>	<b>2.15%</b>	<b>0.92%</b>	<b>4.25%</b>

Fluctuations in the number of securities held in CDS as a percentage against previous month - June 2014



Fluctuations in the value of securities held in CDS as a percentage against previous month - June 2014



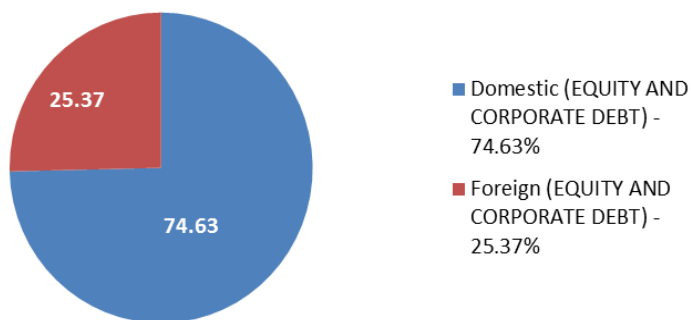
### Holdings in CDS as at 30<sup>th</sup> June 2014

<i>HOLDINGS</i>	Equity	Dex	Total
Domestic	53,551,601,169	977,179,581	54,528,780,750
Foreign	18,509,293,808	26,453,564	18,535,747,372

<i>MARKET VALUE</i>	Equity	Dex	Total
Domestic	1,644,121,247,483	109,637,690,139	1,753,758,937,622
Foreign	745,443,785,624	2,808,087,733	748,251,873,357

	Quantity	Market Value(LKR)
<b>Equity</b>	72,060,894,977	2,389,565,033,107
<b>Debentures</b>	1,003,633,145	112,445,777,872

**Percentage of Security Types in Custody as at 30th June 2014**



### De-Mat Percentages

DE-MAT PERCENTAGE FOR EQUITY	94%
DE-MAT PERCENTAGE FOR CORPORATE DEBT	93%