

MONTHLY REVIEW: MAY'12**NEW LISTINGS – INTRODUCTION****TAPROBANE HOLDINGS LIMITED**

The shares of the above Company commenced trading from 17th May 2012 and was classified under the Diversified Sector. These shares would be listed on the Diri Savi Board.

SECURITY	ISIN	QUANTITY
TAP-N-0000	LK0411N00005	732,949,140

SANASA DEVELOPMENT BANK LIMITED

The shares of the above Company commenced trading from 31st May 2012 and was classified under the Banks, Finance and Insurance Sector. These shares would be listed on the Diri Savi Board.

SECURITY	ISIN	QUANTITY
SDB-N-0000	LK0412N00003	25,175,322

RIGHTS ISSUES LISTED**SOFTLOGIC CAPITAL LIMITED**

272,000,000 ordinary voting shares of the company were listed on 18th May 2012, pursuant to a rights issue in the proportion of 10:1.

HAYLEYS MGT KNITTING MILLS PLC

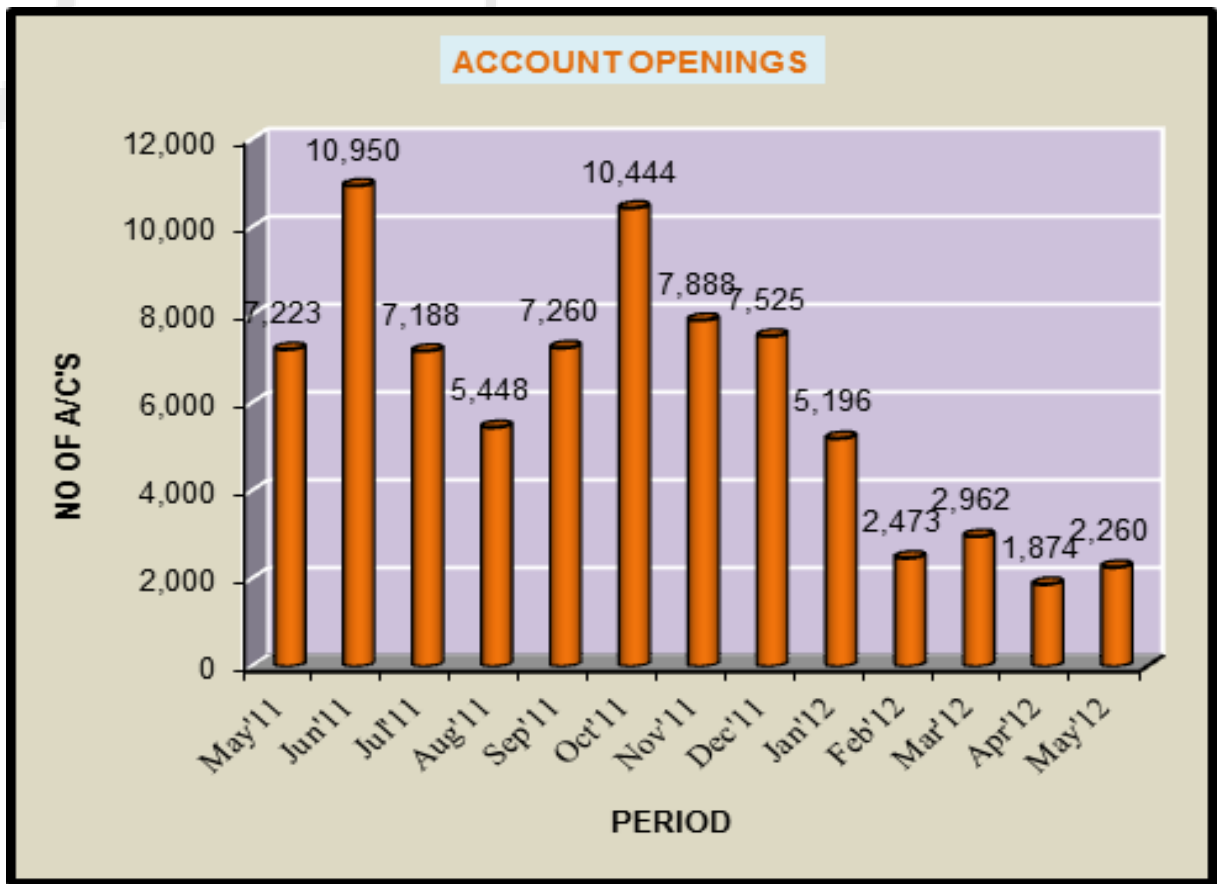
101,562,212 ordinary voting shares of the company were listed on 21st May 2012, pursuant to a rights issue in the proportion of 2:1.

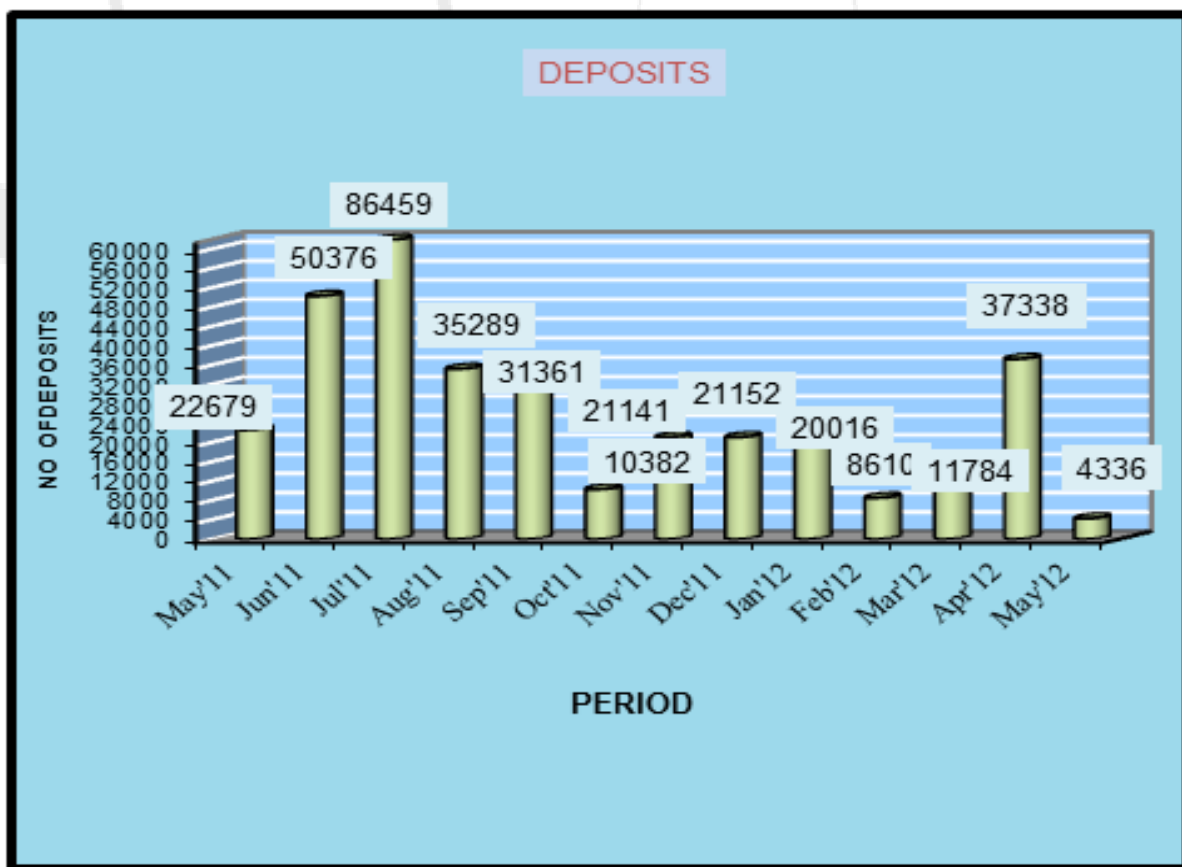
RIGHTS ISSUES DECLARED**RENUKA AGRI FOODS PLC**

Trading Commences on : 25/05/2012
Renunciation : 01/06/2012
Last Date for Payments : 05/06/2012
Proportion : 2 for 5

OPERATIONAL HIGHLIGHTS FOR THE MONTH OF MAY

	2012	2012	2011
	MAY	APRIL	MAY
New Accounts (No.)	2,260	1,874	7,223
Deposits (No.)	4336*	37338**	22,701*
Withdrawals (No.)	2	6	20
Transfers (No.)	2,162	1,769	5,010
Trades (No.) - Equity	112,004	86,128	412,175
Trades (No.)-Closed			
End Funds	80	30	256
Market Days (No.)	21	18	19
Listed Companies (No.)	281	279	250
Participants (No.)	46	46	44





* Deposits in May 2012 Includes 478 direct deposits made due to Subdivisions, Right Issues, Initial public Offers and Capitalization of Reserves.

** Deposits in April 2012 Includes 34,236 direct deposits made due to Subdivisions, Right Issues, Initial public Offers and Capitalization of Reserves.

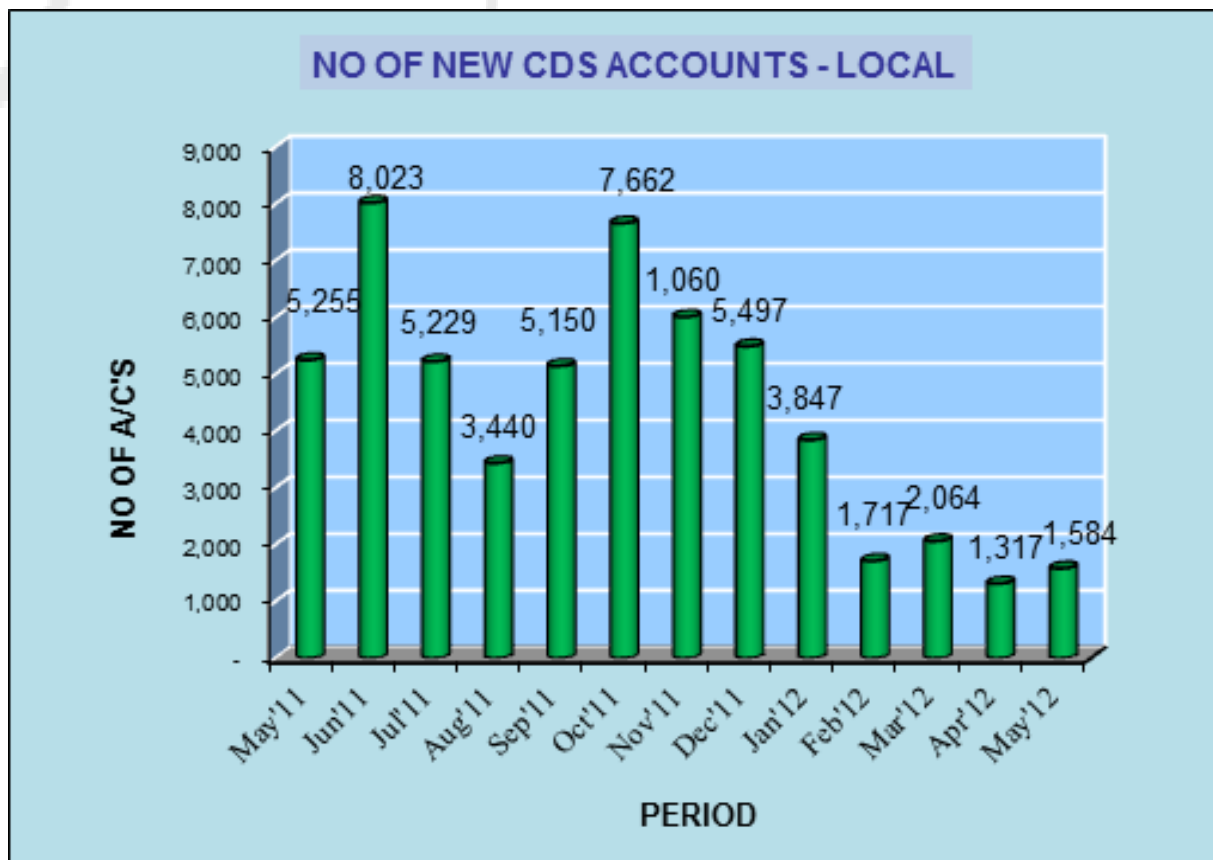
COMPARATIVE ANALYSIS OF CUMULATIVE FIGURES

	2012 - 2011 (CUMULATIVE)	
	JAN-MAY	
New Accounts (No.)	14,766	55,770
Deposits (No.)	82,084	263,903
Withdrawals (No.)	33	121
Transfers (No.)	12,617	21,096
Trades (No.) - Equity	748,842	2,045,422
Trades (No.)-Closed End Funds	228	1,586

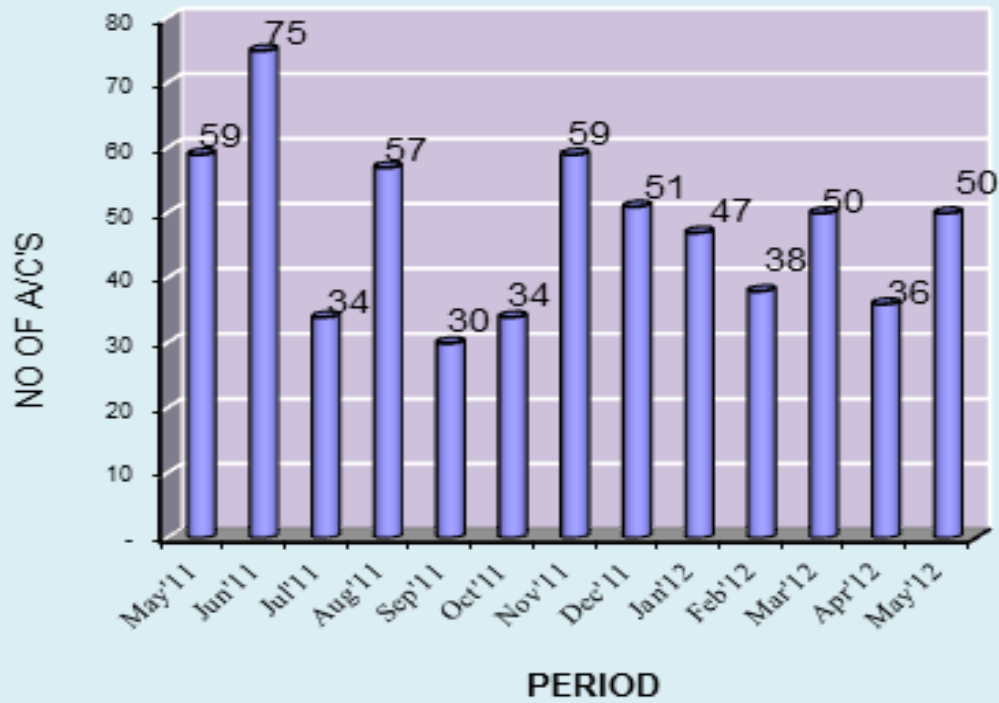
NUMBER OF SECURITIES ACCOUNTS AND CATEGORIES

	May-12	Apr-12	May-11
Local Individuals (No.)	503,066	501,500	452,350
Foreign Individuals (No.)	3,986	3,964	3,647
Local Companies (No.)	7,518	7,500	6,693
Foreign Companies (No.)	4,194	4,166	3,972
Total	518,764	517,130	466,662

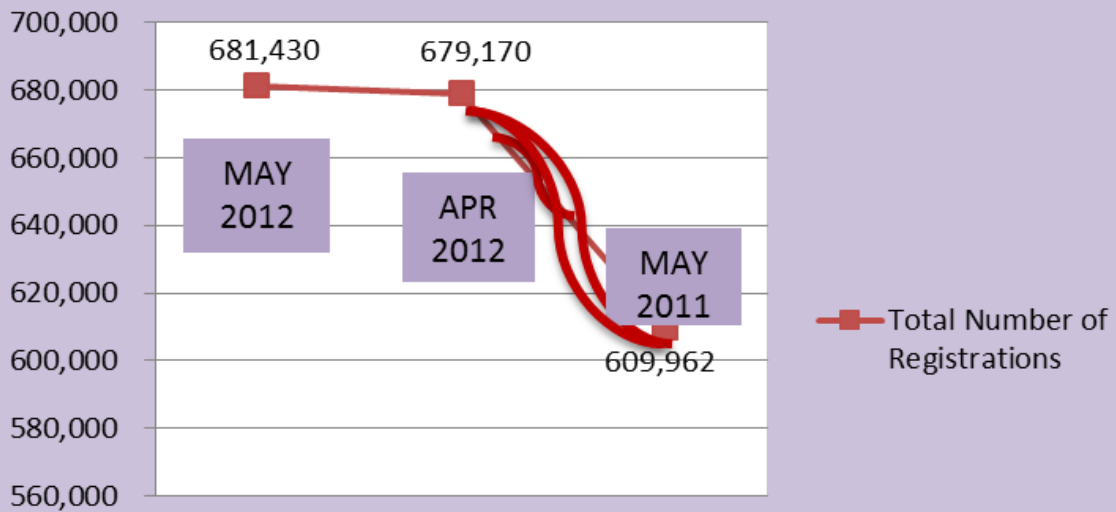
*The above break-up excludes the number of multiple registrations sought by the same client through different participants.



NO OF NEW CDS ACCOUNTS - FOREIGN

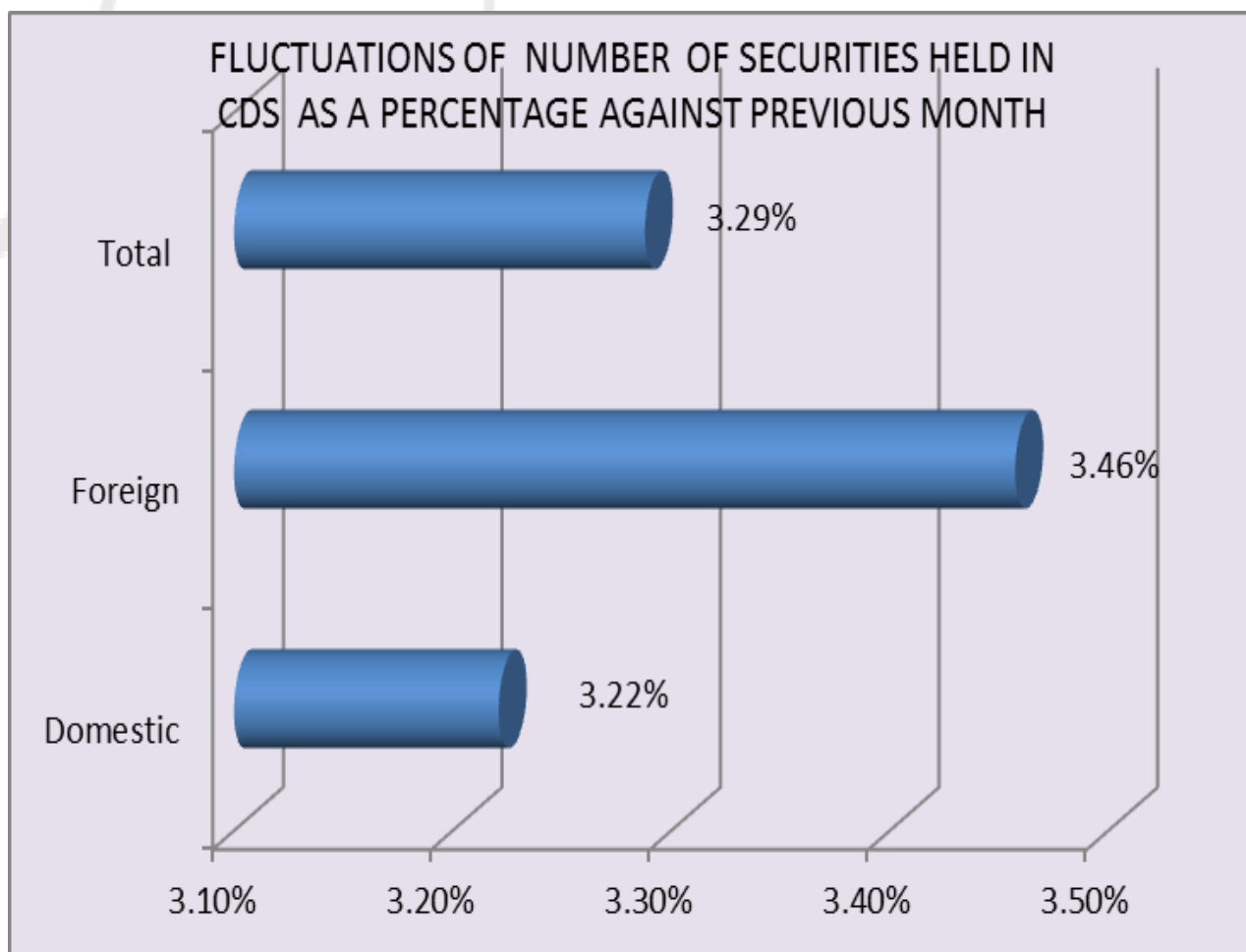


GROWTH OF TOTAL NUMBER OF ACCOUNTS REGISTRATIONS



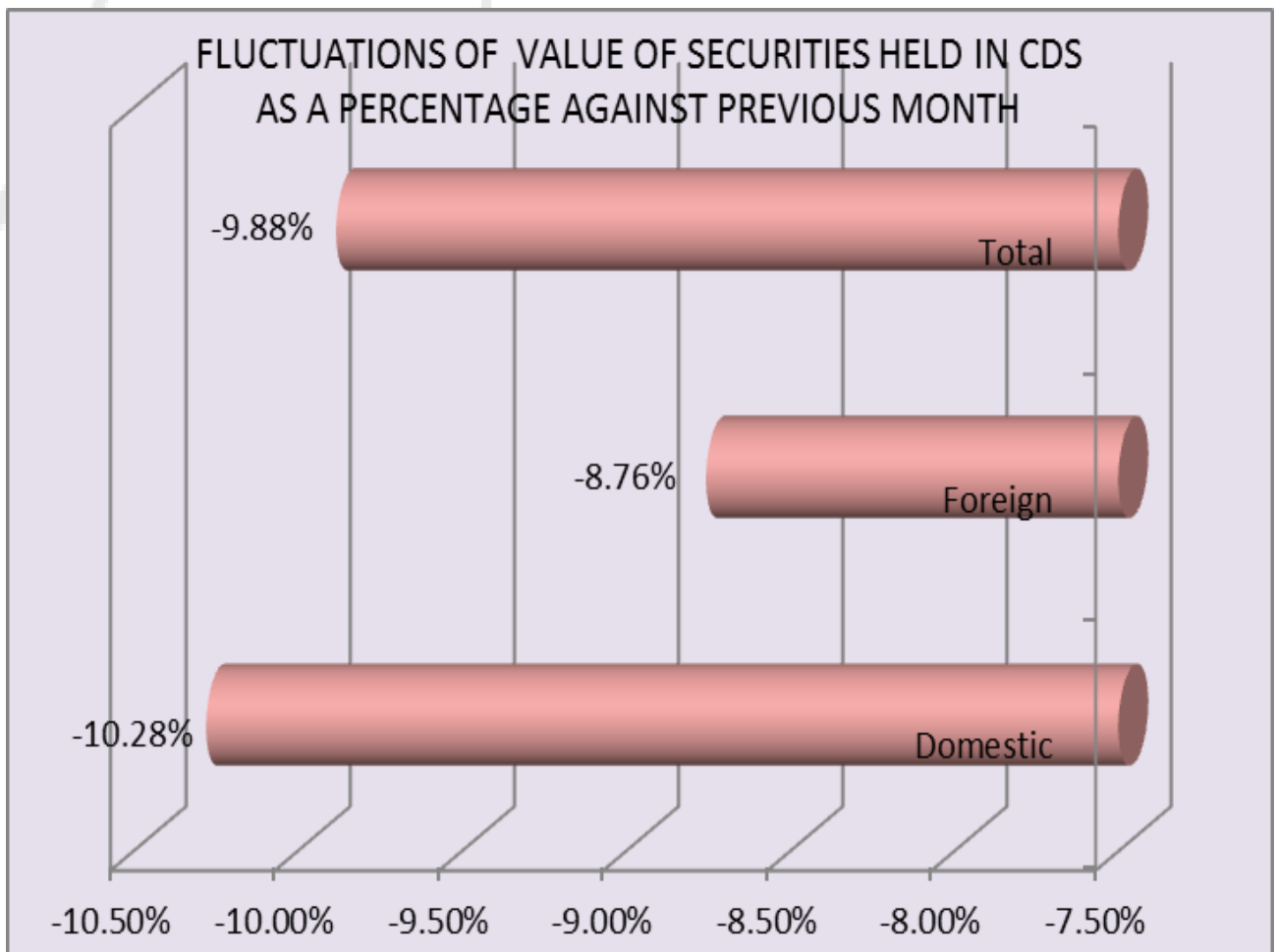
NUMBER OF SECURITIES HELD IN CUSTODY (EQUITY & CORPORATE DEBT)

	May-12	% Change	Apr-12	May-11
Domestic	41,297,052,950	3.22%	40,008,350,325	21,248,261,601
Foreign	16,339,060,657	3.46%	15,793,034,439	7,536,365,310
Total	57,636,113,607	3.29%	55,801,384,764	28,784,626,911



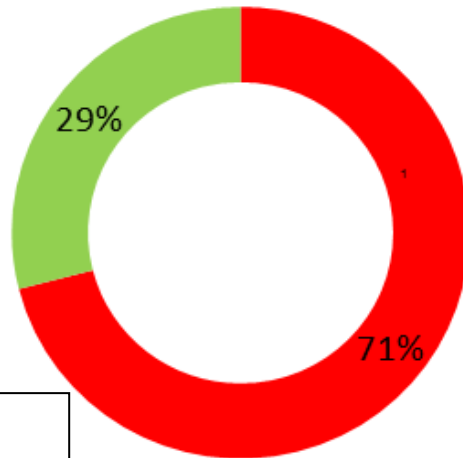
VALUE OF SECURITIES HELD IN CUSTODY (EQUITY & CORPORATE DEBT)

	May-12	% Change	Apr-11	May-11
Domestic	1,129,556,360,412	-10.28%	1,258,947,179,252	1,113,241,260,018
Foreign	403,306,379,197	-8.76%	442,005,115,442	448,395,117,824
Total	1,532,862,739,609	-9.88%	1,700,952,294,694	1,561,636,377,842



SECURITY WISE BREAKDOWN AS AT 31ST APRIL 2012

NUMBER OF SECURITIES IN CUSTODY AS AT 31ST MAY 2012



72% - DOMESTIC
28% - FOREIGN
(EQUITY AND CORPORATE DEBT)

	Quantity	Value	Market Capitalization	% Value Held By CDS
Equity	57,403,641,186	1,508,290,138,835	1,807,424,739,738	83%
Debentures	249,954,921	24,572,600,774	37,584,738,945	65%