

The News Letter of Central Depository Systems Sri Lanka
(A Fully owned subsidiary of Colombo Stock Exchange)

TEL: 2440539, 2446581, And 2440166, FAX: 2440396, 2445279 EMAIL: cds@cse.lk

WEB SITE: www.cds.lk

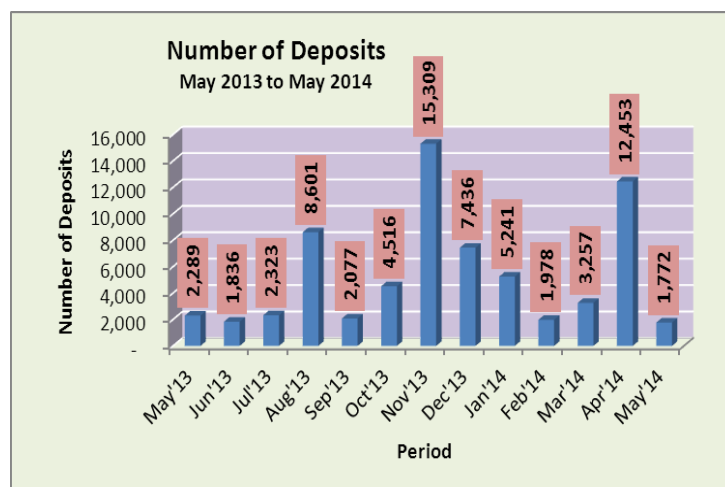
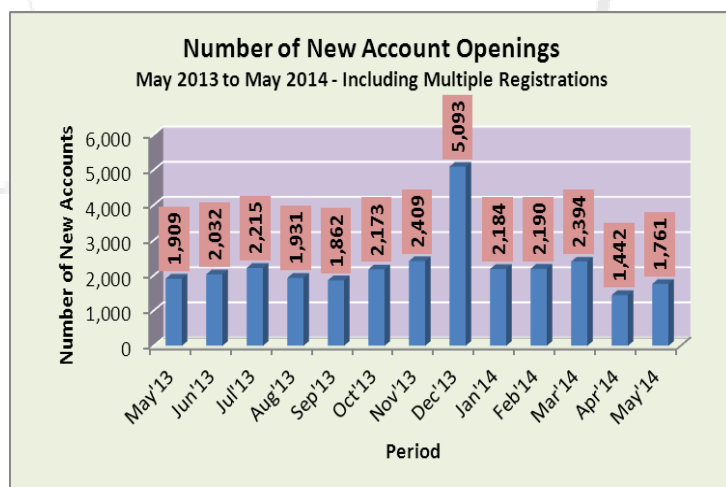
MONTHLY REVIEW: MAY'14

Major Operations	May-14	Apr-14	Mar-14	Feb-14	Jan-14	Dec-13	May-13
New Accounts (No.)	1,761	1,442	2,394	2,190	2,184	5,093	1,909
Deposits (No.)	1,772*	12,453	3,257	1,978	5,241	7,436	2,289
Withdrawals (No.)	2	1	1	0	0	0	2
Transfers (No.)	2,727	2,248	2,002	1,390	1,370	1,315	2,276
Trades (No.) - Equity	116,771	102,601	79,012	91,147	177,056	75,387	224,538
Trades (No.)-Closed End Funds	91	102	58	38	55	19	235
Market Days (No.)	19	19	21	17	20	20	21
Listed Companies (No.)	293	293	293	291	290	289	287
Participants (No.)	46	46	46	46	45	45	45

* Deposits in May 2014 include 123 direct deposits made due to Subdivisions, Right Issues, Initial public Offers and Capitalization of Reserves

Major Operations	May-14	Apr-14	Mar-14	Feb-14	Jan-14
Comparative analysis on monthly basis	%	%	%	%	%
New Accounts (No.)	22.12	-39.77	9.32	0.27	-57.12
Deposits (No.)	-85.77	282.35	64.66	-62.26	-29.52
Trades (No.) - Equity	13.81	29.85	-13.31	-48.52	134.86

	2014	2013
	CUMULATIVE	
	JAN-MAY	
New Accounts (No.)	9,971	9,893
Deposits (No.)	23,073	56,244
Withdrawals (No.)	4	11
Transfers (No.)	9,737	9,518
Trades (No.) - Equity	566,182	673,352
Trades (No.)-Closed End Funds	344	486



DE-MAT Accounts in CDS

	May-14	Apr-14	Mar-14	Feb-14	Jan-14	Dec-13	May-13
Local Individuals (No.)	548,053	546,796	545,749	544,039	542,353	540,709	526,680
Foreign Individuals (No.)	4,336	4,325	4,321	4,309	4,303	4,287	4,199
Local Companies (No.)	8,249	8,215	8,186	8,168	8,143	8,133	7,985
Foreign Companies (No.)	4,581	4,561	4,551	4,529	4,512	4,491	4,374
Total(Excluding Multiple Registrations)	565,219	563,897	562,807	561,045	559,311	557,620	543,238

Total De-Mat Accounts Including Multiple Registrations

740,017	738,256	736,814	734,420	732,230	730,046	712,331
----------------	----------------	----------------	----------------	----------------	----------------	----------------

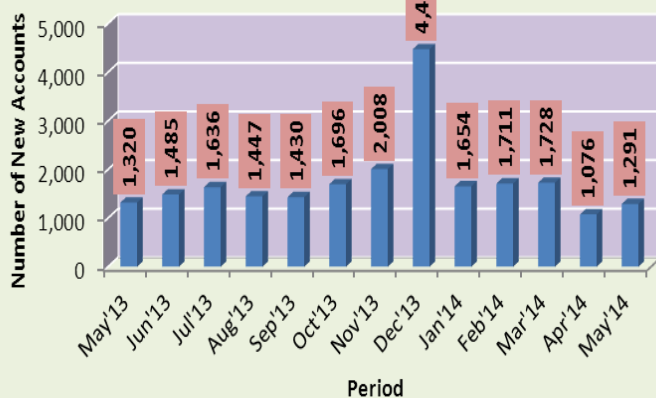
De-Mat Account Categories

As a Percentage against Total Registrations Excluding Multiple Registrations

	May-14	Apr-14	Mar-14	Feb-14	Jan-14	Dec-13	May-13
	%	%	%	%	%	%	%
Local Individuals (No.)	96.96	96.97	96.97	96.97	96.97	96.97	96.95
Foreign Individuals (No.)	0.77	0.77	0.77	0.77	0.77	0.77	0.77
Local Companies (No.)	1.46	1.46	1.45	1.46	1.46	1.46	1.47
Foreign Companies (No.)	0.81	0.81	0.81	0.81	0.81	0.81	0.81
Total(Excluding Multiple Registrations)	100.00	100.00	100.00	100.00	100.00	100.00	100.00

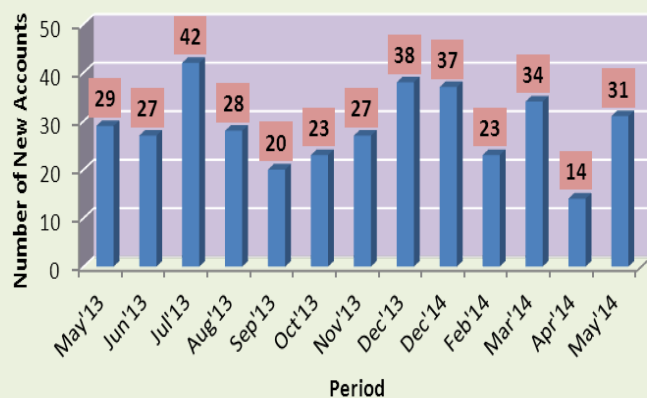
Number of New Accounts - Local

May 2013 to May 2014 - Excluding Multiple Registrations



Number of New CDS Accounts - Foreign

May 2013 to May 2014 - Excluding Multiple Registrations



Securities Held in Custody
(Nos.)

	May-14	Apr-14	Mar-14	Feb-14	May-13
Domestic	53,901,889,860	54,156,532,484	53,797,093,213	53,695,056,068	50,217,358,848
Foreign	18,529,445,616	17,937,105,420	17,935,200,910	17,882,260,423	17,521,706,023
Total	72,431,335,476	72,093,637,904	71,732,294,123	71,577,316,491	67,739,064,871

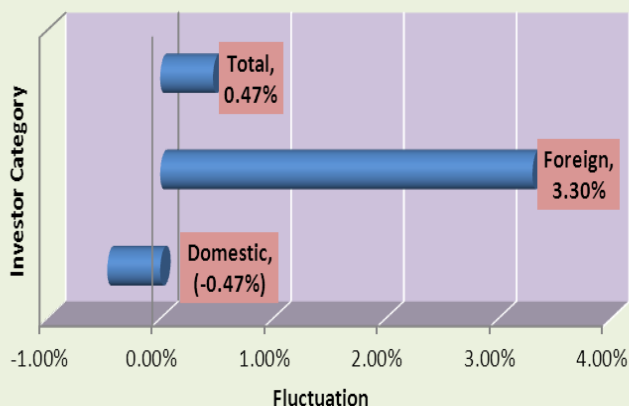
	May-14	Apr-14	Mar-14
Domestic	-0.47%	0.67%	0.19%
Foreign	3.30%	0.01%	0.30%
Total	0.47%	0.50%	0.22%

Securities Held in Custody
(Rs.)

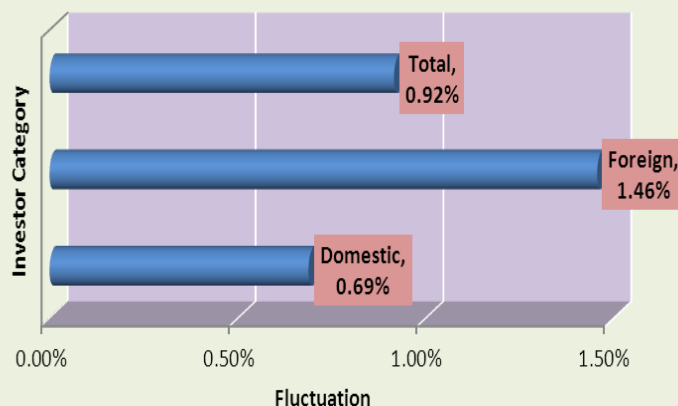
	May-14	Apr-14	Mar-14	Feb-14	May-13
Domestic	1,719,414,313,106	1,707,647,323,703	1,635,640,198,720	1,626,118,513,398	1,532,975,094,735
Foreign	729,993,496,013	719,508,836,807	692,660,226,331	681,168,082,457	711,700,471,596
Total	2,449,407,809,119	2,427,156,160,510	2,328,300,425,052	2,307,286,595,855	2,244,675,566,331

	May-14	Apr-14	Mar-14
Domestic	0.69%	4.40%	0.59%
Foreign	1.46%	3.88%	1.69%
Total	0.92%	4.25%	0.91%

Fluctuations in the number of securities held in CDS as a percentage against previous month - May 2014



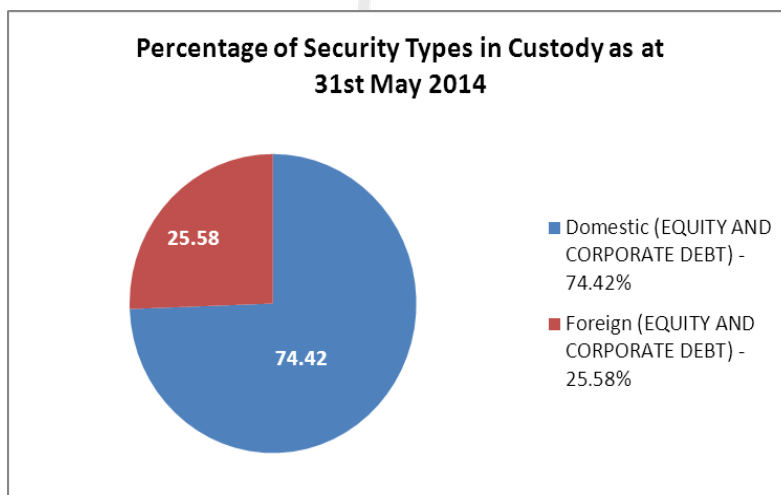
Fluctuations in the value of securities held in CDS as a percentage against previous month - May 2014



Holdings in CDS as at 31st May 2014

<i>HOLDINGS</i>	Equity	Debenture	Total
Domestic	52,934,510,079	967,379,781	53,901,889,860
Foreign	18,502,992,052	26,453,564	18,529,445,616
<i>MARKET VALUE</i>	Equity	Debenture	Total
Domestic	1,611,101,151,044	108,313,162,062	1,719,414,313,106
Foreign	727,177,982,571	2,815,513,442	729,993,496,013

	Quantity	Market Value(LKR)
Equity	71,437,502,131	2,338,279,133,615
Debentures	993,833,345	111,128,675,504



De-Mat Percentages

DE-MAT PERCENTAGE FOR EQUITY	94%
DE-MAT PERCENTAGE FOR CORPORATE DEBT	93%