

The News Letter of Central Depository Systems Sri Lanka
(A Fully owned subsidiary of Colombo Stock Exchange)

TEL: 2440539, 2446581, And 2440166, FAX: 2440396, 2445279 EMAIL: cds@cse.lk

WEB SITE: www.cds.lk

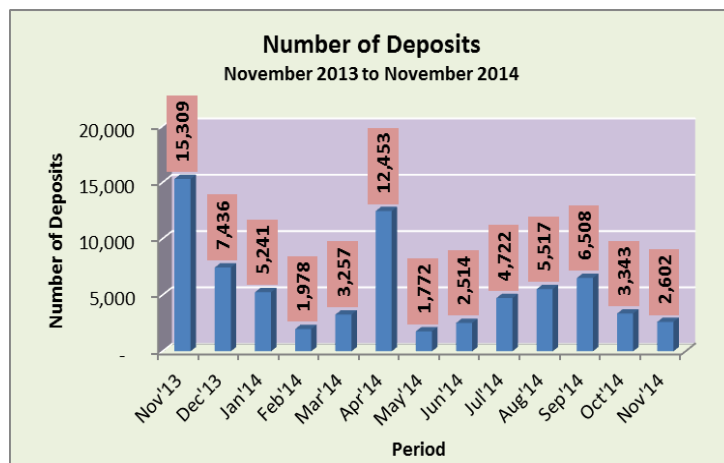
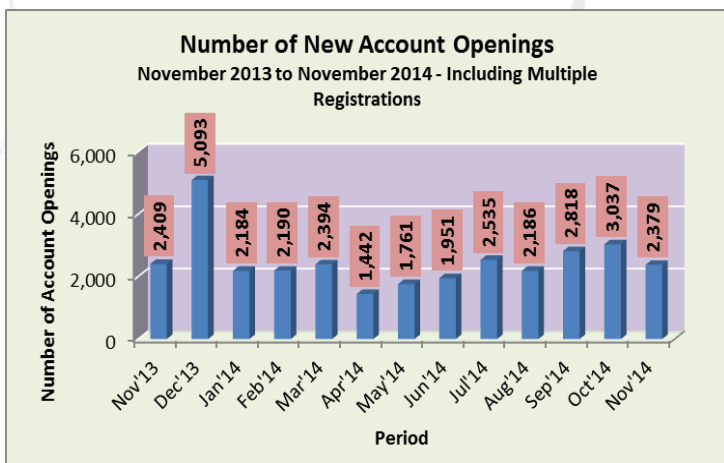
MONTHLY REVIEW: NOVEMBER '14

Major Operations	Nov-14	Oct-14	Sep-14	Aug-14	Jul-14	Jun-14	Nov-13
New Accounts (No.)	2,379	3,037	2,818	2,186	2,535	1,951	2,409
Deposits (No.)	2,602*	3,343	6,508	5,517	4,722	2,514	15,309
Withdrawals (No.)	4	5	2	0	0	0	2
Transfers (No.)	3,484	4,852	2,735	2,330	3,185	2,948	1,621
Trades (No.) - Equity	101,443	207,630	264,350	255,768	223,593	127,421	101,443
Trades (No.)-Closed End Funds	170	74	124	68	64	38	37
Market Days (No.)	21	20	21	21	22	20	21
Listed Companies (No.)	293	292	293	295	295	294	288
Participants (No.)	49	48	47	47	47	46	45

* Deposits in October 2014 include 314 direct deposits made due to Subdivisions, Right Issues, Initial public Offers and Capitalization of Reserves

Major Operations	Nov-14	Oct-14	Sep-14	Aug-14	Jul-14
Comparative analysis on monthly basis	%	%	%	%	%
New Accounts (No.)	-21.67	7.77	28.91	-13.77	29.93
Deposits (No.)	-22.17	-48.63	17.96	16.84	87.83
Trades (No.) - Equity	-51.14	-21.46	3.36	14.39	75.48

	2014	2013
	CUMULATIVE	
	JAN-NOV	
New Accounts (No.)	24,877	22,515
Deposits (No.)	48,279	90,906
Withdrawals (No.)	15	14
Transfers (No.)	29,271	22,966
Trades (No.) - Equity	1,746,387	1,345,916
Trades (No.)-Closed End Funds	882	864





CDS INFOLINE

DE-MAT Accounts in CDS

	Nov-14	Oct-14	Sep-14	Aug-14	Jul-14	Jun-14	Nov-13
Local Individuals (No.)	558,698	557,017	554,898	552,901	551,367	549,510	536,256
Foreign Individuals (No.)	4,381	4,376	4,365	4,359	4,349	4,347	4,264
Local Companies (No.)	8,560	8,487	8,414	8,360	8,325	8,282	8,111
Foreign Companies (No.)	4,696	4,665	4,647	4,630	4,620	4,604	4,476
Total(Excluding Multiple Registrations)	576,335	574,545	572,324	570,250	568,661	566,743	553,107

Total De-Mat Accounts Including Multiple Registrations

756,564	752,544	749,507	746,689	744,503	741,968	724,953
---------	---------	---------	---------	---------	---------	---------

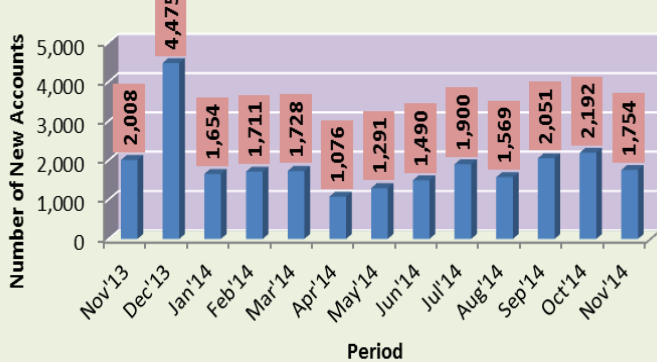
De-Mat Account Categories

As a Percentage against Total Registrations Excluding Multiple Registrations

	Nov-14	Oct-14	Sep-14	Aug-14	Jul-14	Jun-14	Nov-13
Local Individuals (No.)	96.94	96.95	96.96	96.96	96.96	96.96	96.95
Foreign Individuals (No.)	0.76	0.76	0.76	0.76	0.76	0.77	0.77
Local Companies (No.)	1.49	1.48	1.47	1.47	1.46	1.46	1.47
Foreign Companies (No.)	0.81	0.81	0.81	0.81	0.81	0.81	0.81
Total(Excluding Multiple Registrations)	100.00	100.00	100.00	100.00	100.00	100.00	100.00

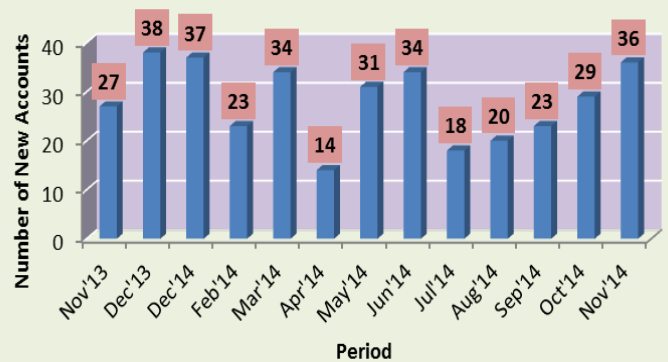
Number of New Accounts - Local

November 2013 to November 2014 - Excluding Multiple Registrations



Number of New CDS Accounts - Foreign

November 2013 to November 2014 - Excluding Multiple Registrations



Securities Held in Custody
(Nos.)

	Nov-14	Oct-14	Sep-14	Aug-14	Nov-13
Domestic	57,204,631,536	57,026,693,259	56,296,478,526	54,755,836,990	52,693,380,553
Foreign	20,045,868,117	20,016,228,827	19,032,874,011	19,055,415,747	18,255,522,485
Total	77,250,499,653	77,042,922,086	75,329,352,537	73,811,252,737	70,948,903,038

Comparative Analysis on Fluctuations(Change)

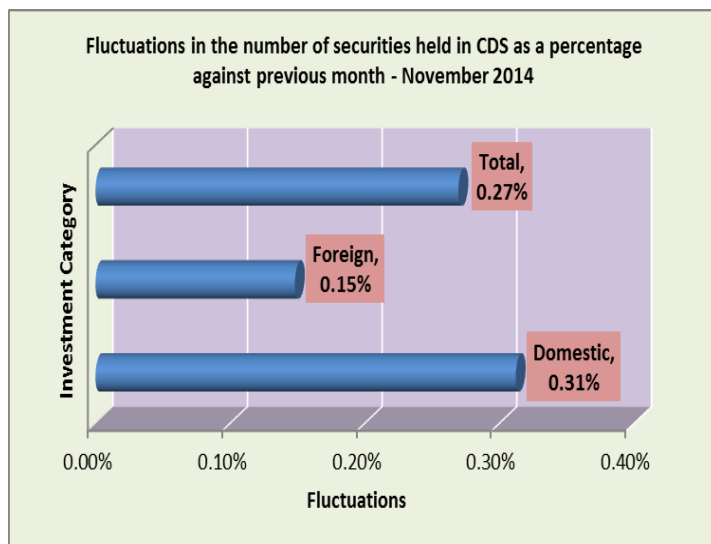
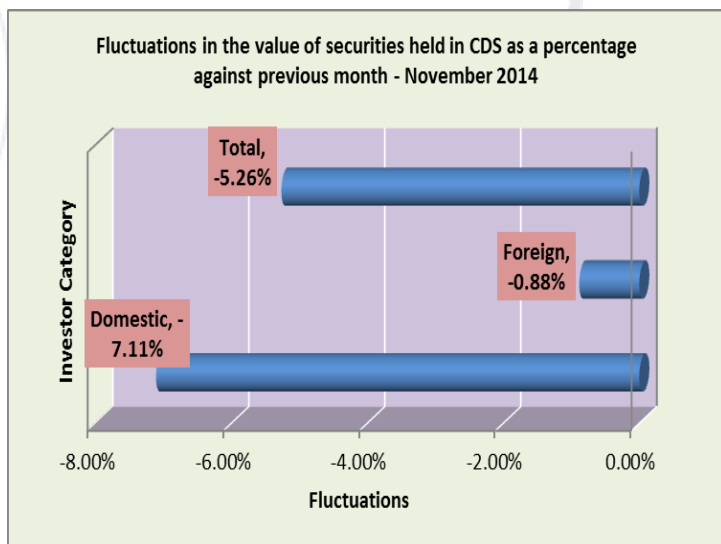
	Nov-14	Oct-14	Sep-14
Domestic	0.31%	1.30%	2.81%
Foreign	0.15%	5.17%	-0.12%
Total	0.27%	2.27%	2.06%

Securities Held in Custody
(Rs.)

	Nov-14	Oct-14	Sep-14	Aug-14	Nov-13
Domestic	1,927,502,898,138	2,074,954,308,069	1,984,049,475,015	1,932,490,382,097	1,550,800,364,834
Foreign	865,231,253,470	872,929,363,210	836,786,807,365	818,210,369,858	657,379,359,711
Total	2,792,734,151,608	2,947,883,671,278	2,820,836,282,380	2,750,700,751,955	2,208,179,724,545

Comparative Analysis on Fluctuations(Change)

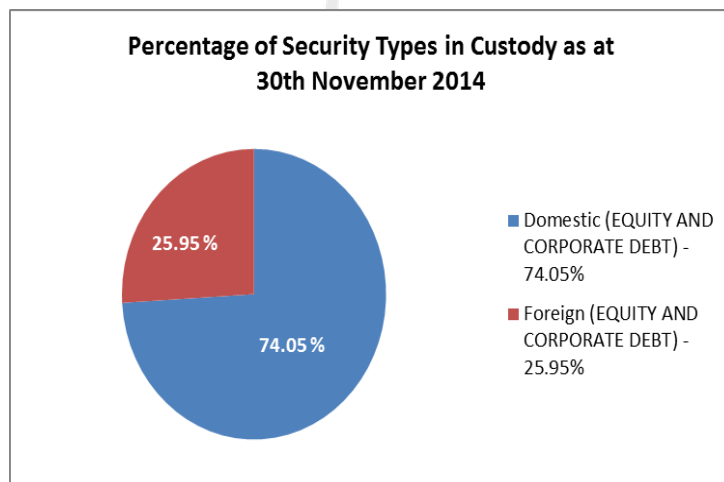
	Nov-14	Oct-14	Sep-14
Domestic	-7.11%	4.58%	2.67%
Foreign	-0.88%	4.32%	2.27%
Total	-5.26%	4.50%	2.55%



Holdings in CDS as at 30th November 2014

<u>HOLDINGS</u>	Equity	Debentures	Total
Domestic	55,992,863,295	1,211,768,241	57,204,631,536
Foreign	20,019,301,413	26,566,704	20,045,868,117
<u>MARKET VALUE</u>	Equity	Debentures	Total
Domestic	1,891,642,320,539	35,860,577,599	1,927,502,898,138
Foreign	865,049,741,070	181,512,400	865,231,253,470

	Quantity	Market Value(LKR)
Equity	76,012,164,708	2,756,692,061,609
Debentures	1,238,334,945	36,042,089,999



De-Mat Percentages

DE-MAT PERCENTAGE FOR EQUITY	94%
DE-MAT PERCENTAGE FOR CORPORATE DEBT	93%