



Central Depository Systems (Pvt) Limited

Convenient | Dedicated | Secure

# CDS INFOLINE

---

## May 2022

**Operational Highlights of  
Central Depository Systems (Pvt) Ltd  
of Sri Lanka (CDS)**  
(A fully owned subsidiary of Colombo Stock Exchange)

Phone: +94 11 2 356 456

Fax: +94 11 2 440 396

Email: [cgs@cse.lk](mailto:cds@cse.lk)

Website: [www.cds.lk](http://www.cds.lk)

# MAY 2022

AT A GLANCE

## Highlights

- 1,460 new CDS Accounts opened in April 2022



TOTAL VALUE OF  
SECURITIES HELD IN CDS  
LKR 3,714,092,045,481.20

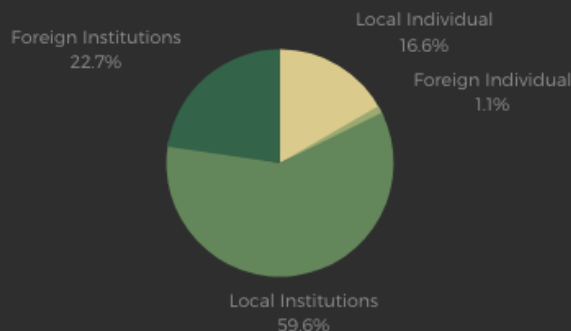


TOTAL NUMBER OF SHARES  
HELD IN CDS  
149,040,755,498

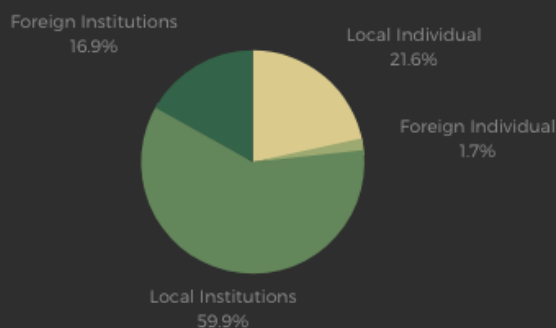


NUMBER OF CDS  
ACCOUNTS BY  
INVESTOR CATEGORY

### VALUE OF SECURITIES BY INVESTOR CATEGORY



### NUMBER OF SECURITIES BY INVESTOR CATEGORY



1,460 NEW CDS  
ACCOUNTS



6,504 DEPOSITS



1,586 INTER/INTRA  
SECURITIES  
TRANSFERS



2,311 E-SERVICE  
SUBSCRIPTIONS

## Operational Highlights

Major Operations	May-22	Apr-22	Mar-22	Feb-22	Jan-22	Dec-21	May-21
New Accounts (No.)	1,460	1,074	2,342	3,362	7,026	5,559	2,134
Deposits (No.)	*6,504	71,410	23,803	23,000	17,757	43,387	17,228
Withdrawals (No.)	0	0	0	0	0	1	1
Transfers (No.)	1,586	1,704	4,088	3,214	3,041	2,659	1,426
Trades (No.) - Equity	311,049	173,440	497,155	819,556	1,120,079	1,103,653	333,058
Trades (No.)-Closed End Funds	0	0	0	0	0	0	0
Market Days (No.)	17	11	21	18	19	23	18
Listed Companies (No.)	294	294	296	298	297	296	284
Participants (No.)	45	45	44	44	44	44	45

\*Deposits in May 2022 include 6,337 direct deposits made due to Subdivisions, Right Issues, Initial public Offers and Capitalization of Reserves.

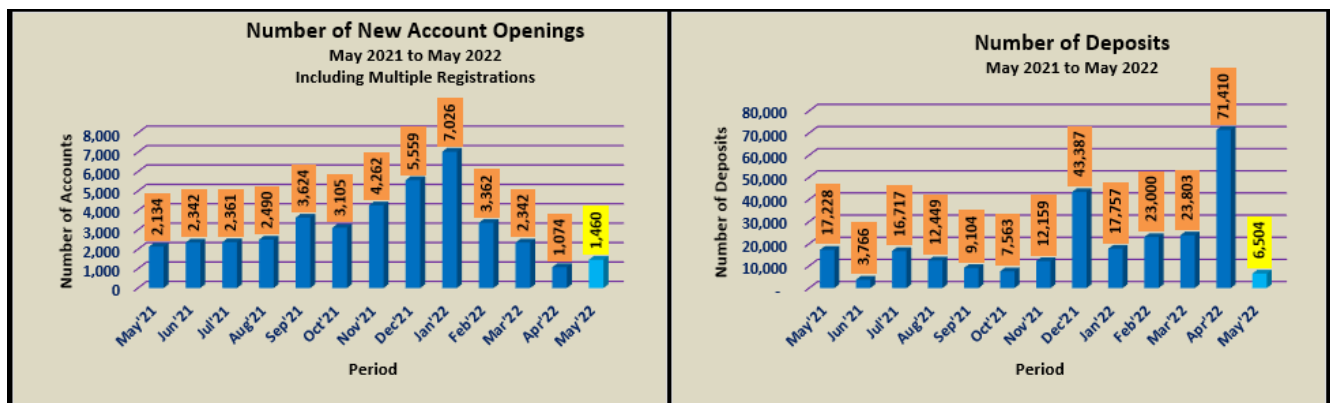
e-Services Enrollment	As at 31 <sup>st</sup> May 2022	May 2022	As at 30 <sup>th</sup> April 2022
SMS	55,912	1,132	54,780
e-Statements	92,714	1,179	91,535

Comparative analysis on monthly basis as a percentage

	May 22	Apr 22	Mar 22	Feb 22	Jan 22
New Accounts (No.)	35.94	-54.14	-30.34	-52.15	26.39
Deposits (No.)	-90.89	200.00	3.49	29.53	-59.07
Trades (No.) - Equity	79.34	-65.11	-39.34	-26.83	1.49

## Annual Comparison

	CUMALATIVE	
	2022	2021
New Accounts (No.)	15,264	13,662
Deposits (No.)	142,474	224,297
Withdrawals (No.)	0	3
Transfers (No.)	13,633	12,311
Trades (No.) - Equity	2,921,279	2,599,229
Trades (No.)-Closed End Funds	0	0



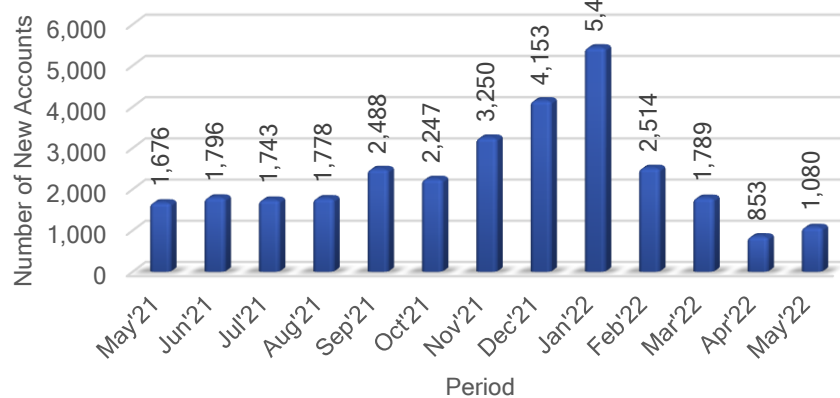
### Number of CDS Accounts by Investor Category

	May-22	Apr-22	Mar-22	Feb-22	Jan-22	Dec-21	May-21
Local Individuals (No.)	663,810	662,766	661,948	660,297	657,914	652,645	635,985
Foreign Individuals (No.)	4,933	4,921	4,920	4,913	4,908	4,895	4,869
Local Companies (No.)	12,512	12,476	12,441	12,303	12,172	12,002	11,207
Foreign Companies (No.)	5,801	5,797	5,794	5,788	5,779	5,767	5,713
<b>Total Excluding Multiple Registrations</b>	<b>687,056</b>	<b>685,960</b>	<b>685,103</b>	<b>683,301</b>	<b>680,773</b>	<b>675,309</b>	<b>657,774</b>
<b>Total De-Mat Accounts Including Multiple Registrations</b>	<b>905,319</b>	<b>903,859</b>	<b>902,785</b>	<b>900,443</b>	<b>897,081</b>	<b>890,055</b>	<b>866,311</b>

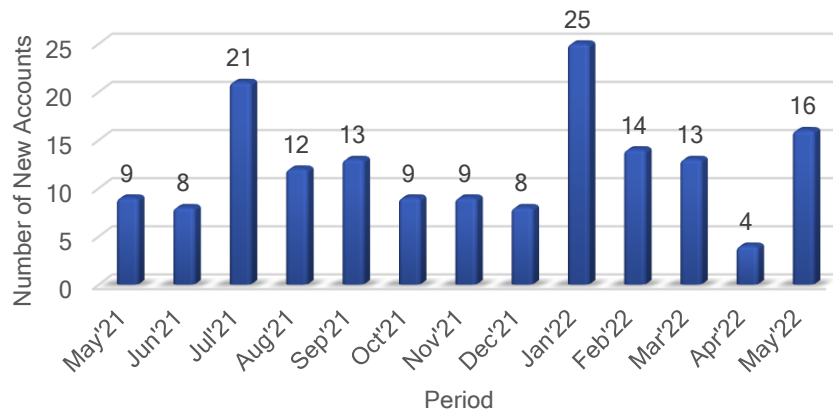
De-Mat Account Categories as a Percentage against Total Registrations Excluding Multiple Registrations (%)

	May-22	Apr-22	Mar-22	Feb-22	Jan-22	Dec-21	May-21
Local Individuals (No.)	96.62	96.62	96.62	96.63	96.64	96.64	96.69
Foreign Individuals (No.)	0.72	0.72	0.72	0.72	0.72	0.72	0.74
Local Companies (No.)	1.82	1.82	1.82	1.80	1.79	1.78	1.70
Foreign Companies (No.)	0.84	0.85	0.85	0.85	0.85	0.85	0.87
<b>Total Excluding Multiple Registrations</b>	<b>100.00</b>	<b>100.00</b>	<b>100.00</b>	<b>100.00</b>	<b>100.00</b>	<b>100.00</b>	<b>100.00</b>

### Number of New Accounts - Local May 2021 to May 2022 Excluding Multiple Registrations



### Number of New Accounts - Foreign May 2021 to May 2022 Excluding Multiple Registrations



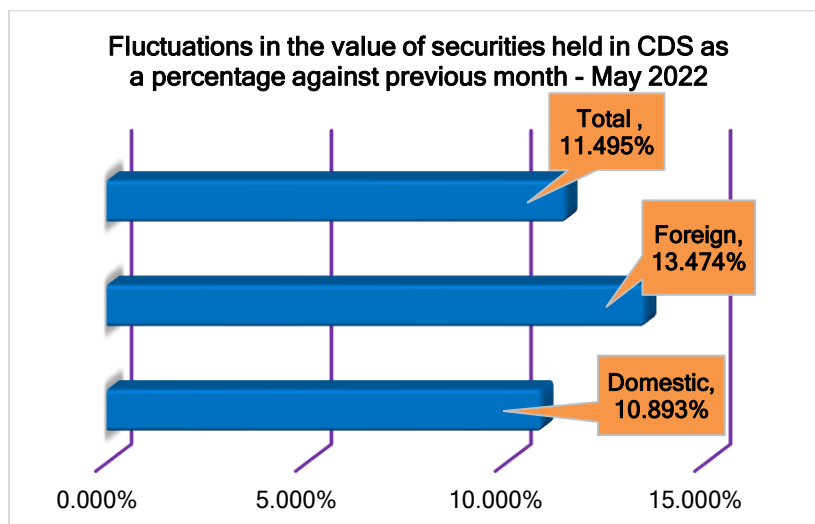
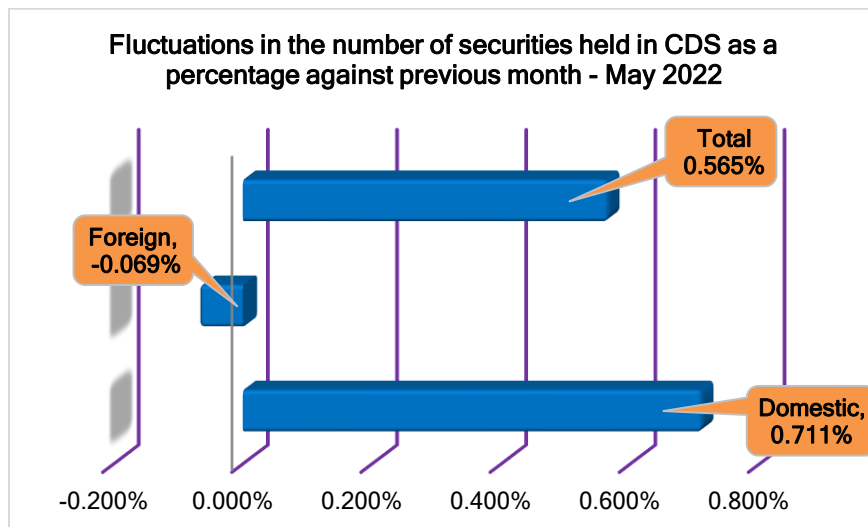
### Value & Quantity of the Securities held in the CDS

Securities Held in Custody (Nos.)	May-22	Apr-22	Mar-22	Feb-22	May-21
Domestic	121,409,386,190	120,552,793,360	111,500,668,867	111,057,641,546	104,169,102,536
Foreign	27,631,369,308	27,650,572,825	27,603,479,945	26,894,365,721	26,978,831,447
<b>Total</b>	<b>149,040,755,498</b>	<b>148,203,366,185</b>	<b>139,104,148,812</b>	<b>137,952,007,267</b>	<b>131,147,933,983</b>

Comparative Analysis on Fluctuations (Change)	May-22	Apr-22	Mar-22
Domestic	0.711%	8.118%	0.399%
Foreign	-0.069%	0.171%	2.637%
<b>Total</b>	<b>0.565%</b>	<b>6.541%</b>	<b>0.835%</b>

Securities Held in Custody (Rs.)	May-22	Apr-22	Mar-22	Feb-22	May-21
Domestic	2,832,228,269,286	2,554,008,552,401	3,012,442,245,942	4,089,415,912,123	2,619,264,776,440
Foreign	881,863,776,195	777,152,330,213	907,479,546,713	1,188,947,769,688	678,866,841,315
<b>Total</b>	<b>3,714,092,045,481</b>	<b>3,331,160,882,615</b>	<b>3,919,921,792,656</b>	<b>5,278,363,681,811</b>	<b>3,298,131,617,755</b>

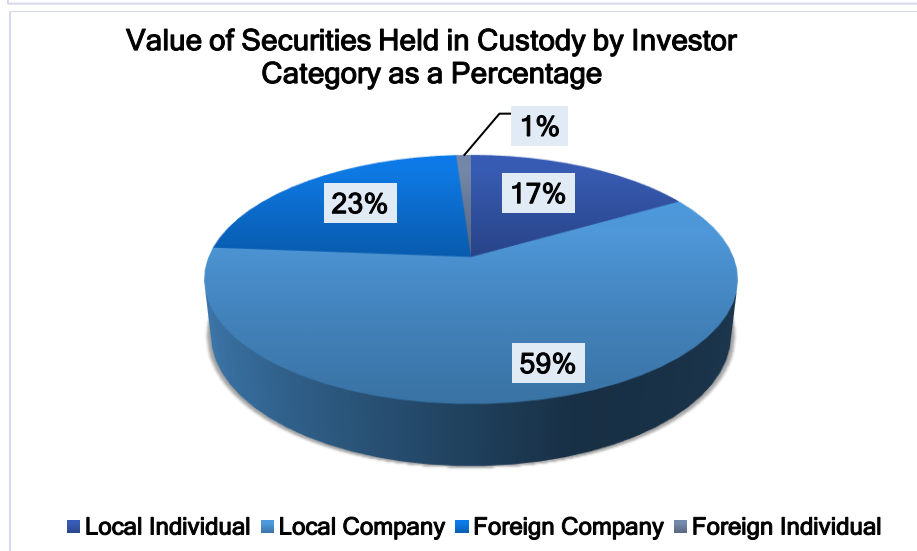
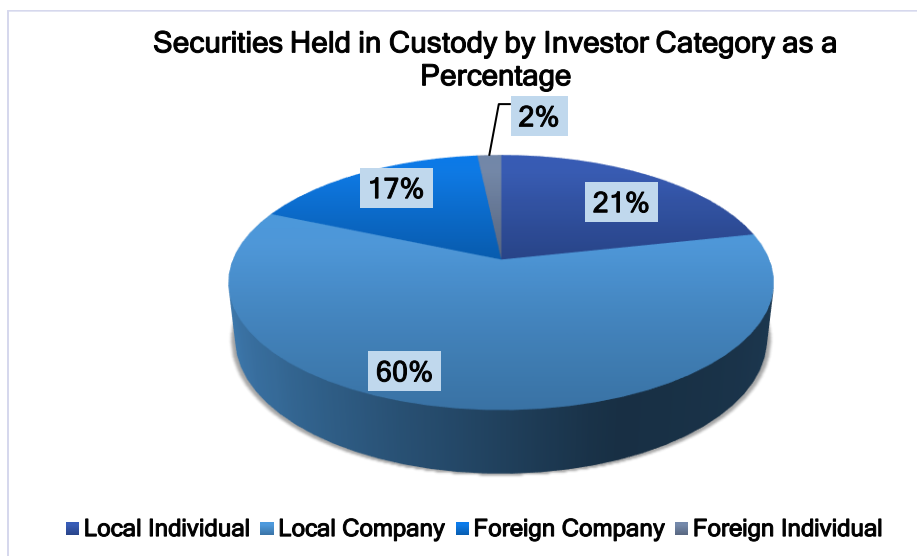
Comparative Analysis on Fluctuations (Change)	May-22	Apr-22	Mar-22
Domestic	10.893%	-15.218%	-26.336%
Foreign	13.474%	-14.361%	-23.674%
<b>Total</b>	<b>11.495%</b>	<b>-15.020%</b>	<b>-25.736%</b>



### Value & Quantity of the Securities held in the CDS by Investor Category May 2022

Investor Category	Equity Holding	Corporate Debt Holding	Total Holding
Local Individual	31,940,593,440	256,292,210	32,196,885,650
Local Company	86,744,219,572	2,468,280,968	89,212,500,540
Foreign Company	25,129,342,514	2,350,000	25,131,692,514
Foreign Individual	2,498,054,081	1,622,713	2,499,676,794
<b>Total</b>	<b>146,312,209,607</b>	<b>2,728,545,891</b>	<b>149,040,755,498</b>

Investor Category	Equity Value	Corporate Debt Value	Total Value
Local Individual	591,699,330,289.73	25,953,592,681.95	617,652,922,971.68
Local Company	1,969,374,927,905.46	245,200,418,409.09	2,214,575,346,314.55
Foreign Company	842,078,691,065.51	234,921,250.00	842,313,612,315.51
Foreign Individual	39,382,693,875.65	167,470,003.81	39,550,163,879.46
<b>Total</b>	<b>3,442,535,643,136.35</b>	<b>271,556,402,344.85</b>	<b>3,714,092,045,481.20</b>



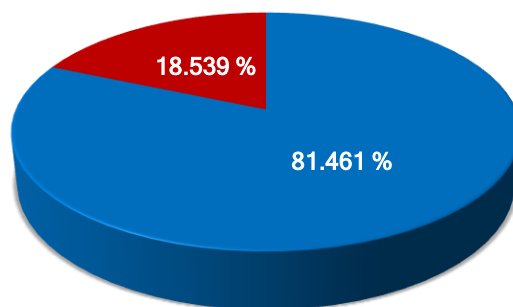
Holdings in CDS as of 30<sup>th</sup> May 2022

Holdings	Equity	Corporate Debt	Total
Domestic	118,684,813,012	2,724,573,178	121,409,386,190
Foreign	27,627,396,595	3,972,713	27,631,369,308

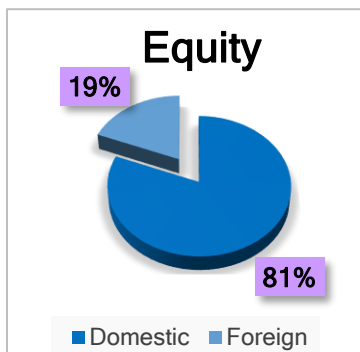
Market Value	Equity	Corporate Debt	Total
Domestic	2,561,074,258,195.19	271,154,011,091.04	2,832,228,269,286.23
Foreign	881,461,384,941.16	402,391,253.81	881,863,776,194.97

	Quantity	Market Value (LKR)
Equity	146,312,209,607	3,442,535,643,136.35
Debentures	2,728,545,891	271,556,402,344.85

## Percentage of Security Types in Custody as at 31st May 2022



- Domestic (Equity & Corporate Debt) - 81.343%
- Foreign (Equity & Corporate Debt) - 18.657%



## De-Mat Percentages of Securities

DE-MAT PERCENTAGE FOR EQUITY	97.3%
DE-MAT PERCENTAGE FOR CORPORATE DEBT	100%

**Corporate Actions and New Listings Completed in May 2022**

<b>Sub-Division of Shares</b>	First Capital Holdings PLC	CFVF.N0000
	First Capital Treasuries PLC	FCT.N0000
<b>Rights Issues</b>	DFCC Bank PLC	DFCC.N0000
	HVA Foods PLC	HVA.N0000