



Central Depository Systems (Pvt) Limited

Convenient | Dedicated | Secure

CDS INFOLINE

June 2022

**Operational Highlights of
Central Depository Systems (Pvt) Ltd
of Sri Lanka (CDS)**
(A fully owned subsidiary of Colombo Stock Exchange)

Phone: +94 11 2 356 456

Fax: +94 11 2 440 396

Email: [cgs@cse.lk](mailto:cds@cse.lk)


Website: www.cds.lk

JUNE 2022

AT A GLANCE

Highlights

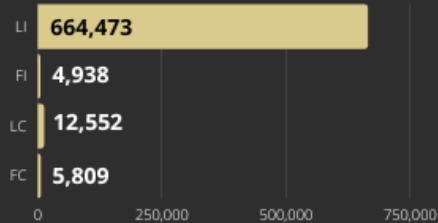
- 987 new CDS Accounts opened in April 2022
- Luminex Limited IPO completed (Registrars to the Issue)



TOTAL VALUE OF
SECURITIES HELD IN CDS
LKR 3,302,066,404,694.95

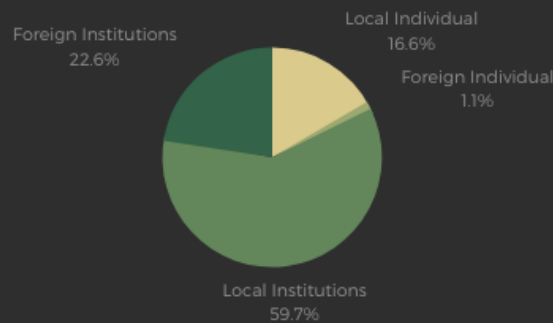


TOTAL NUMBER OF SHARES
HELD IN CDS
149,359,116,343

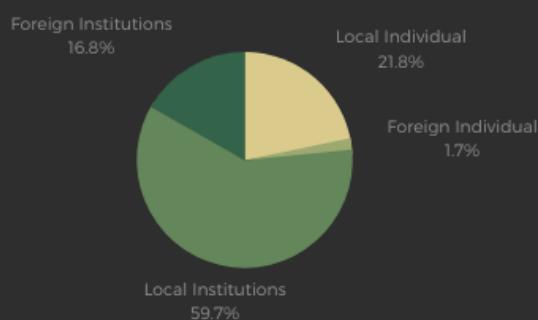


NUMBER OF CDS
ACCOUNTS BY
INVESTOR CATEGORY

VALUE OF SECURITIES BY INVESTOR CATEGORY



NUMBER OF SECURITIES BY INVESTOR CATEGORY



987 NEW CDS
ACCOUNTS



675 DEPOSITS



1,687 INTER/INTRA
SECURITIES
TRANSFERS



1,538 E-SERVICE
SUBSCRIPTIONS

Operational Highlights

Major Operations	Jun-22	May-22	Apr-22	Mar-22	Feb-22	Jan-22	Jun-21
New Accounts (No.)	987	1,460	1,074	2,342	3,362	7,026	2,342
Deposits (No.)	*675	6,504	71,410	23,803	23,000	17,757	3,766
Withdrawals (No.)	0	0	0	0	0	0	0
Transfers (No.)	1,687	1,586	1,704	4,088	3,214	3,041	1,421
Trades (No.) - Equity	266,294	311,049	173,440	497,155	819,556	1,120,079	484,399
Trades (No.)-Closed End Funds	0	0	0	0	0	0	0
Market Days (No.)	21	17	11	21	18	19	21
Listed Companies (No.)	295	294	294	296	298	297	285
Participants (No.)	45	45	45	44	44	44	45

*Deposits in June 2022 include 437 direct deposits made due to Subdivisions, Right Issues, Initial public Offers and Capitalization of Reserves.

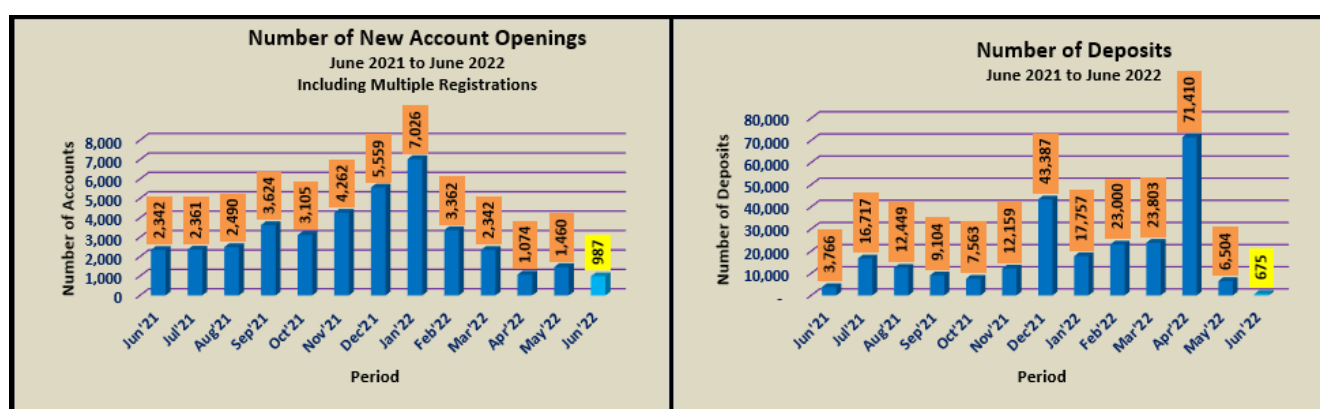
e-Services Enrollment	As at 30 th June 2022	June 2022	As at 31 st May 2022
SMS	56,657	745	55,912
e-Statements	93,507	793	92,714

Comparative analysis on monthly basis as a percentage

	June 22	May 22	Apr 22	Mar 22	Feb 22
New Accounts (No.)	-32.40	35.94	-54.14	-30.34	-52.15
Deposits (No.)	-89.62	-90.89	200.00	3.49	29.53
Trades (No.) - Equity	-14.39	79.34	-65.11	-39.34	-26.83

Annual Comparison

	CUMALATIVE	
	2022	2021
New Accounts (No.)	16,251	2,342
Deposits (No.)	143,149	3,766
Withdrawals (No.)	0	0
Transfers (No.)	15,320	1,421
Trades (No.) - Equity	3,187,573	484,399
Trades (No.)-Closed End Funds	0	0



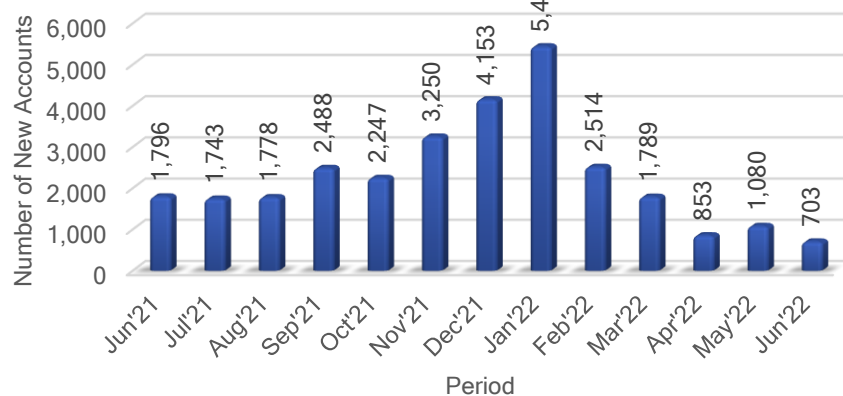
Number of CDS Accounts by Investor Category

	Jun-22	May-22	Apr-22	Mar-22	Feb-22	Jan-22	Jun-21
Local Individuals (No.)	664,473	663,810	662,766	661,948	660,297	657,914	637,694
Foreign Individuals (No.)	4,938	4,933	4,921	4,920	4,913	4,908	4,872
Local Companies (No.)	12,552	12,512	12,476	12,441	12,303	12,172	11,294
Foreign Companies (No.)	5,809	5,801	5,797	5,794	5,788	5,779	5,718
Total Excluding Multiple Registrations	687,772	687,056	685,960	685,103	683,301	680,773	659,578
Total De-Mat Accounts Including Multiple Registrations	664,473	905,319	903,859	902,785	900,443	897,081	637,694

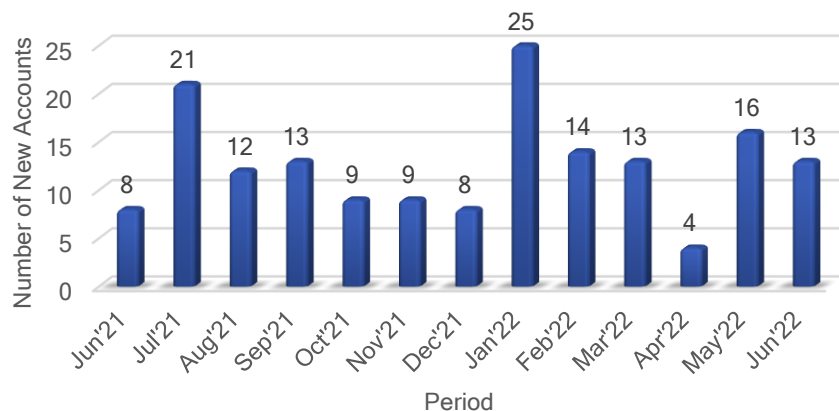
De-Mat Account Categories as a Percentage against Total Registrations Excluding Multiple Registrations (%)

	Jun-22	May-22	Apr-22	Mar-22	Feb-22	Jan-22	Jun-21
Local Individuals (No.)	96.61	96.62	96.62	96.62	96.63	96.64	96.68
Foreign Individuals (No.)	0.72	0.72	0.72	0.72	0.72	0.72	0.74
Local Companies (No.)	1.83	1.82	1.82	1.82	1.80	1.79	1.71
Foreign Companies (No.)	0.84	0.84	0.85	0.85	0.85	0.85	0.87
Total Excluding Multiple Registrations	100.00	100.00	100.00	100.00	100.00	100.00	100.00

Number of New Accounts - Local June 2021 to June 2022 Excluding Multiple Registrations



Number of New Accounts - Foreign June 2021 to June 2022 Excluding Multiple Registrations



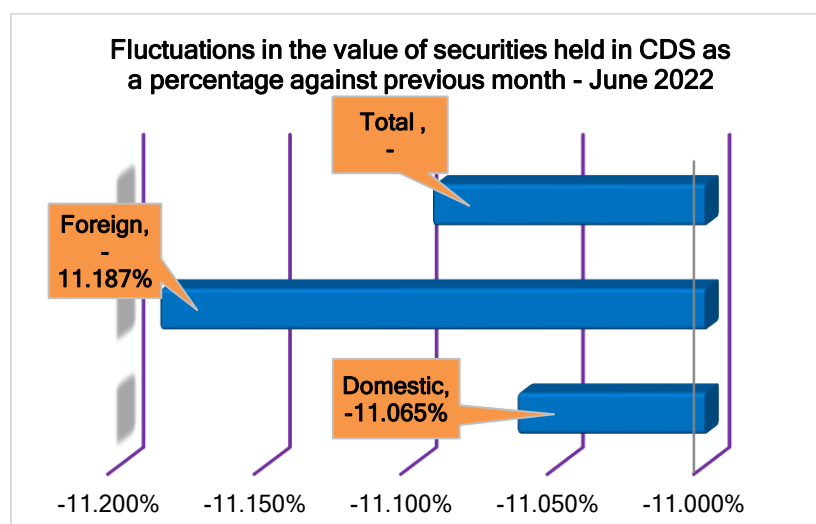
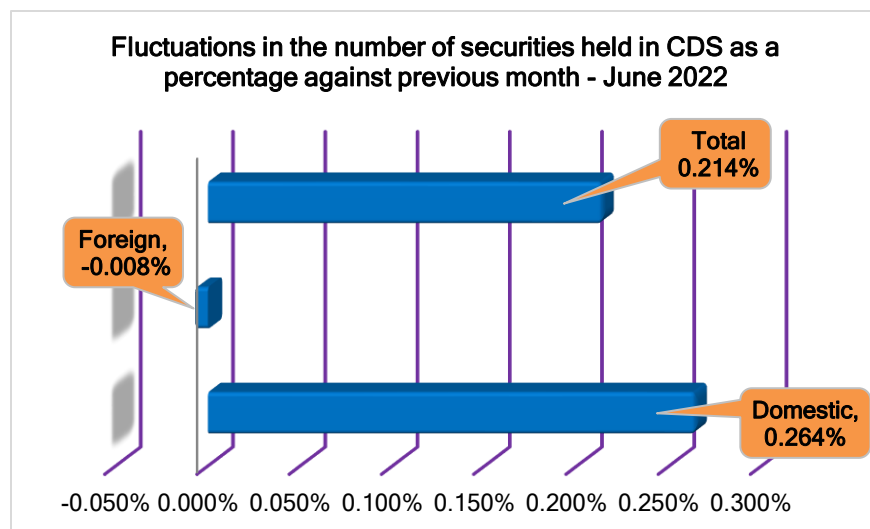
Value & Quantity of the Securities held in the CDS

Securities Held in Custody (Nos.)	Jun-22	May-22	Apr-22	Mar-22	Jun-21
Domestic	121,730,010,379	121,409,386,190	120,552,793,360	111,500,668,867	105,101,120,414
Foreign	27,629,105,964	27,631,369,308	27,650,572,825	27,603,479,945	26,950,604,585
Total	149,359,116,343	149,040,755,498	148,203,366,185	139,104,148,812	132,051,724,999

Comparative Analysis on Fluctuations (Change)	Jun-22	May-22	Apr-22
Domestic	0.264%	0.711%	8.118%
Foreign	-0.008%	-0.069%	0.171%
Total	0.214%	0.565%	6.541%

Securities Held in Custody (Rs.)	Jun-22	May-22	Apr-22	Mar-22	Jun-21
Domestic	2,518,852,913,885	2,832,228,269,286	2,554,008,552,401	3,012,442,245,942	2,797,383,140,844
Foreign	783,213,490,810	881,863,776,195	777,152,330,213	907,479,546,713	692,266,687,983
Total	3,302,066,404,695	3,714,092,045,481	3,331,160,882,615	3,919,921,792,656	3,489,649,828,827

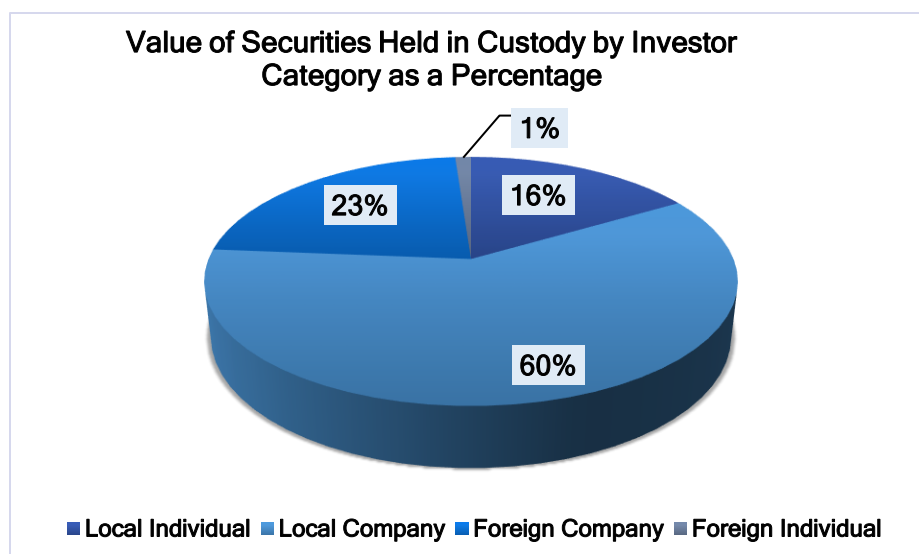
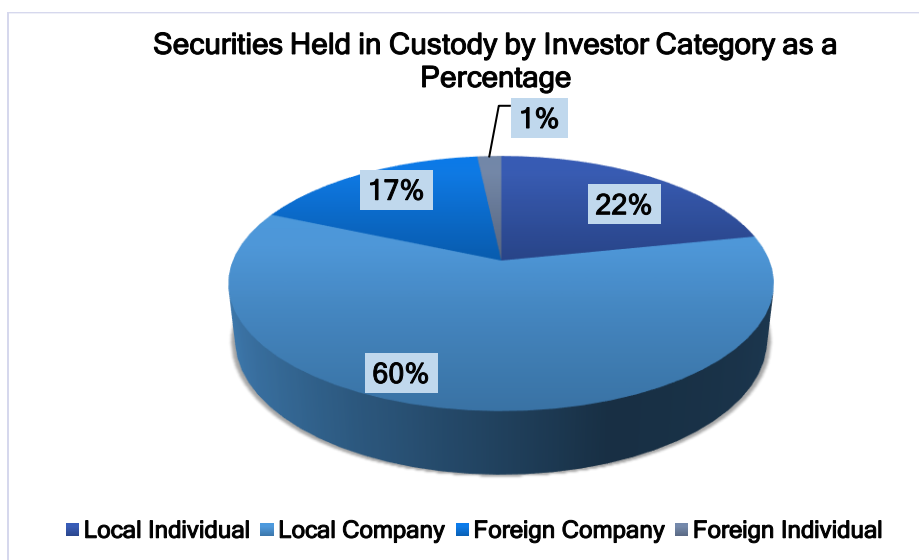
Comparative Analysis on Fluctuations (Change)	Jun-22	May-22	Apr-22
Domestic	-11.065%	10.893%	-15.218%
Foreign	-11.187%	13.474%	-14.361%
Total	-11.094%	11.495%	-15.020%



Value & Quantity of the Securities held in the CDS by Investor Category June 2022

Investor Category	Equity Holding	Corporate Debt Holding	Total Holding
Local Individual	32,261,873,133	247,067,692	32,508,940,825
Local Company	86,743,564,068	2,477,505,486	89,221,069,554
Foreign Company	25,107,226,749	2,350,000	25,109,576,749
Foreign Individual	2,517,906,502	1,622,713	2,519,529,215
Total	146,630,570,452	2,728,545,891	149,359,116,343

Investor Category	Equity Value	Corporate Debt Value	Total Value
Local Individual	521,948,765,939.88	24,781,115,562.83	546,729,881,502.71
Local Company	1,728,122,947,794.41	244,000,084,587.86	1,972,123,032,382.27
Foreign Company	745,432,258,131.56	234,921,250.00	745,667,179,381.56
Foreign Individual	37,378,841,424.60	167,470,003.81	37,546,311,428.41
Total	3,032,882,813,290.45	269,183,591,404.50	3,302,066,404,694.95



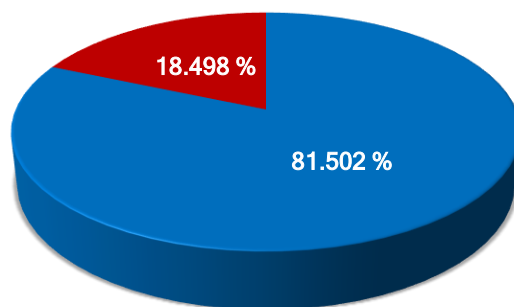
Holdings in CDS as of 30th June 2022

Holdings	Equity	Corporate Debt	Total
Domestic	119,005,437,201	2,724,573,178	121,730,010,379
Foreign	27,625,133,251	3,972,713	27,629,105,964

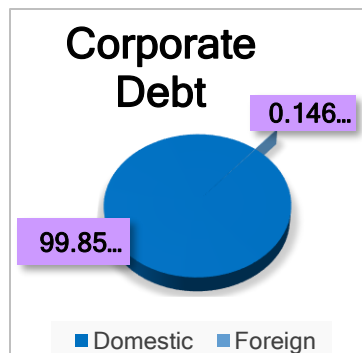
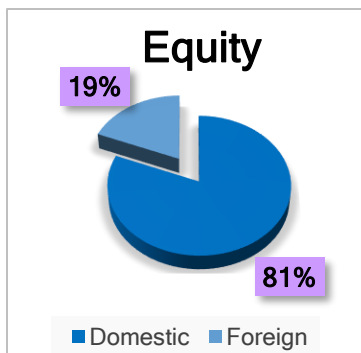
Market Value	Equity	Corporate Debt	Total
Domestic	2,250,071,713,734.29	268,781,200,150.69	2,518,852,913,884.98
Foreign	782,811,099,556.16	402,391,253.81	783,213,490,809.97

	Quantity	Market Value (LKR)
Equity	146,630,570,452	3,032,882,813,290.45
Debentures	2,728,545,891	269,183,591,404.50

Percentage of Security Types in Custody as at 30th June 2022



- Domestic (Equity & Corporate Debt) - 81.502%
- Foreign (Equity & Corporate Debt) - 18.498%



De-Mat Percentages of Securities

DE-MAT PERCENTAGE FOR EQUITY	97.3%
DE-MAT PERCENTAGE FOR CORPORATE DEBT	100%

Corporate Actions and New Listings Completed in June 2022

Equity IPOs	Alpha Fire Services PLC	AFS.N0000
	Luminex Limited	LUMX.N0000
Rights Issues	Acme Printing & Packaging PLC	ACME.N0000